



# GLOBEFISH

## EUROPEAN PRICE REPORT

**Issue 01/2010**  
**January 2010**

### INDEX FOR PRICES

Groundfish	6
Flatfish	7
Tuna	7
Small Pelagics	7
Cephalopods	8
Crustaceans	8
Bivalves	9
Salmon	10
Trout	10
Freshwater fish	11
Non Traditional Species	11
Seabass	11
Seabream	12



*The **European Fish Price Report**, based on information supplied by industry correspondents, aims to provide guidance on broad price trends. Price information is indicative and should be used only for forecasting medium- and long-term trends. FAO is not responsible for any errors or omissions.*

### LATEST TRENDS

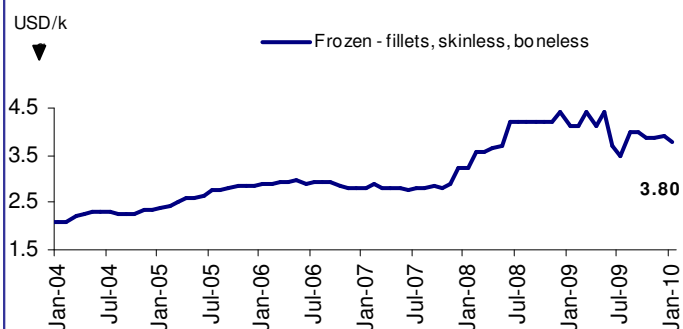
The Christmas and year end season were influenced by the economic crisis. There was a marked preference for eating at home rather than out. Consumers' choice for home cooking included higher priced seafood items, such as lobster, most likely for use in special meals celebrating the season's events. As a result, demand for seafood was strong at the retail level, while restaurant demand was rather sluggish.

### GROUNDFISH

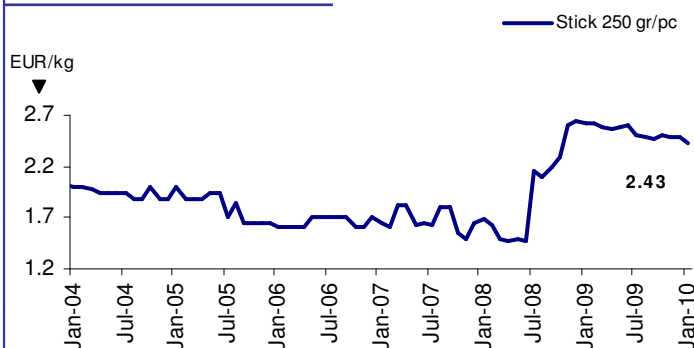
The new EU regulations attempting to curb IUU fishing are already creating some supply difficulties for the groundfish market. At present, not all the main supplying countries are able to comply with the new regulations and there will be a shortage of Alaska Pollack and hake fillets in the EU market in coming months. On the Chinese side, there have been some problems, as processors were not aware of the documentation they

#### Alaska pollack

In Europe, origin: Russian Federation/USA



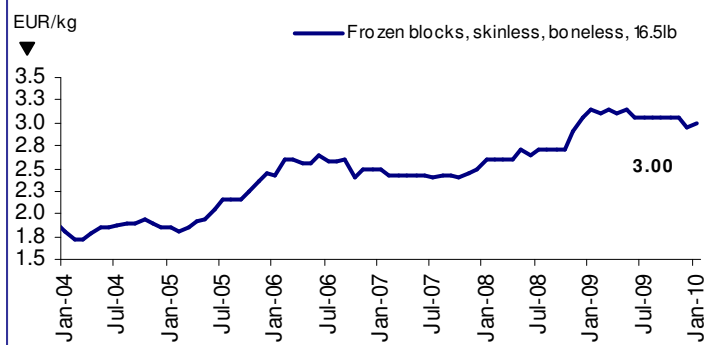
#### Surimi - In France, origin: Spain



need to provide with regard to the new regulations. Argentine and Chilean groundfish products are on offer at very low prices that are competitive with Alaska pollack coming from China. The market should be relatively quiet in the coming weeks, with some movements starting in March in anticipation of Lenten and Holy Week sales. The "A" season of the US Alaska pollack catches will start later than last year, and with a reduced fishing quota.

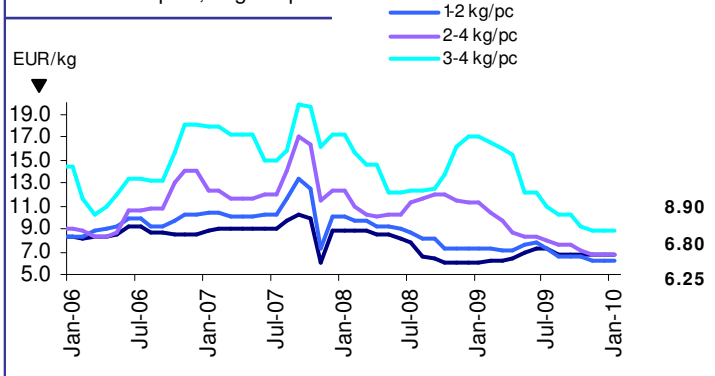
Thus prices of surimi are picking up, as demand is also quiet strong.

**Saithe** - In Germany, origin: Norway



## FLATFISH

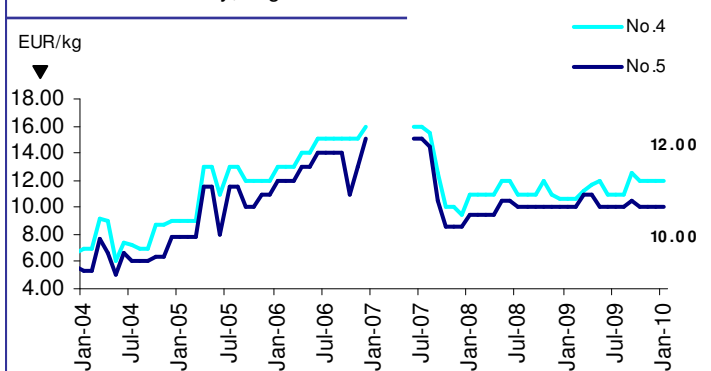
**Turbot** - In Spain, origin: Spain



As expected, good sales of cultured turbot were obtained in December. However, prices have been lower than in preceding years. Very low demand is expected for January, thus no changes in the prices are expected.

Dover Sole prices have stabilized at the low level reached in 2008. No major changes in price levels are forecast for the coming months. Wild flatfish is considered by consumers to be a superior product to the flatfish produced by aquaculture, with prices often reaching twice that of cultured species.

**Dover Sole** - in Italy, origin: Netherlands



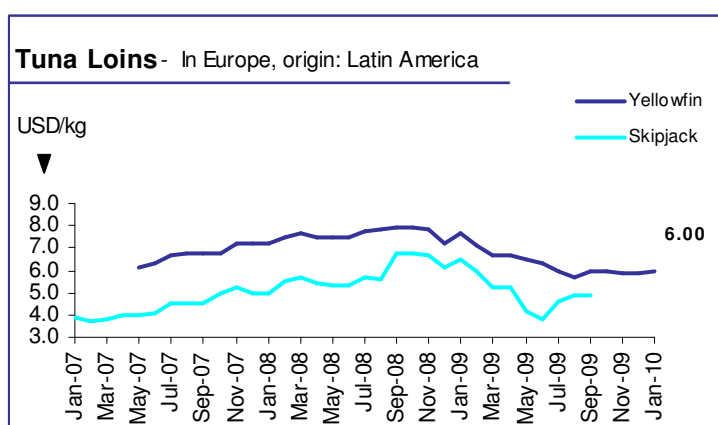
## TUNA

Strong demand for tuna products coupled with slower catch rates in the Western and Central Pacific lead to an increase in the Bangkok price of tuna raw material from a low of USD 830/tonne during November to USD 1 070/tonne in early January for main size skipjack. The 10 kg/up yellowfin price in Bangkok also increased to reach USD 1 850/tonne.

Against expectations, the price of tuna in Ecuador has remained stable at about USD 950/tonne. The price of tuna usually increases sharply in Ecuador during the 4th quarter of each year as a result of the closure of the fishery in the Eastern Tropical Pacific by the



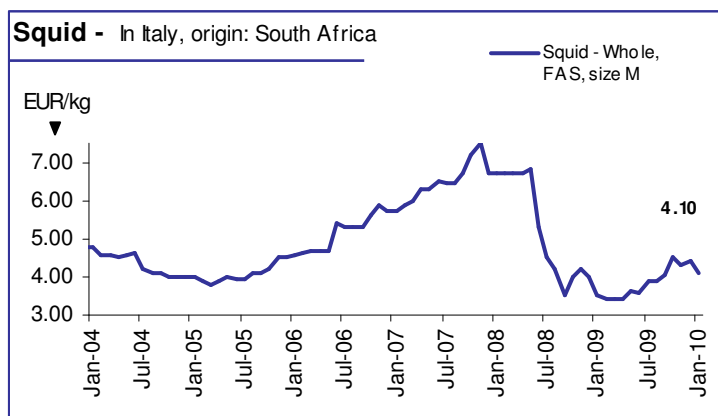
Inter American Tropical Tuna Commission. This year has been an exception. Cannery filled their cold storages before the closure, and, since the end of the closed season, landings have been very good. Consequently, the price of tuna is now over USD 100/tonne lower in Ecuador than it is in Thailand. This rarely happens as buyers quickly adjust their purchase towards the cheapest product on the global tuna market.



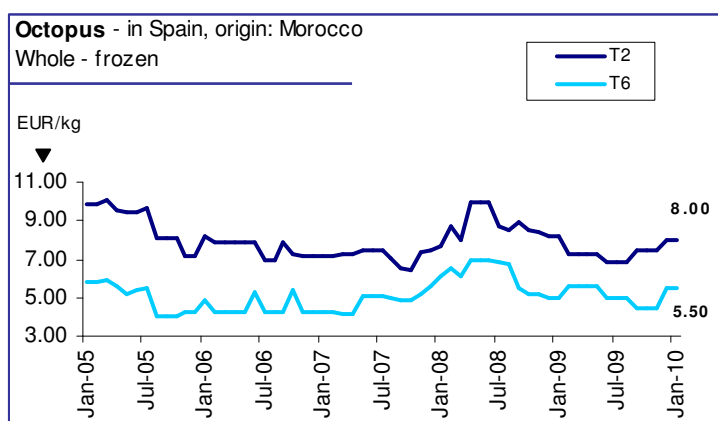
The prices in West Africa for skipjack and yellowfin were EUR 590/tonne and EUR 1 080/tonne, respectively. In the Seychelles prices increased to EUR 725/tonne for 1.8-3.4 kg skipjack and EUR 1 180/tonne for 10 kg/up yellowfin.

## CEPHALOPODS

Demand for cephalopods continues to be slow in the EU, and the market is reluctant to take the larger sizes on offer. South African exporters have difficulties selling to overseas buyers, as the South African currency (Rand) has been relatively strong against the Euro. This has resulted in a fall in the prices paid for landings in the country. Both buyers and sellers are watching the situation carefully, as good landings may result in weak sales despite the firming effect of the approach of Easter, when volumes and prices usually improve.



Giant squid from Peru is in very limited supply. In the first nine months of 2009, catches were 300 000 tonnes, 92 000 tonnes less than in the same period of 2008. As a result, exports to the EU were very slow in 2009, and the impact on the EU squid market of this species declined sharply.



## CRUSTACEANS

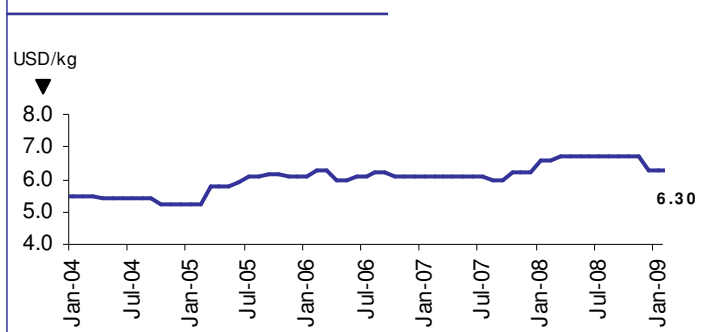
Lobster sales were excellent in December, especially in supermarkets. Many people decided to celebrate at home rather than go out. Thus the limited stock was practically sold out, and traders are now waiting for new season to start in May.

Lobster prices are likely to pick up from the low level reached in 2009, as the world economy is improving.

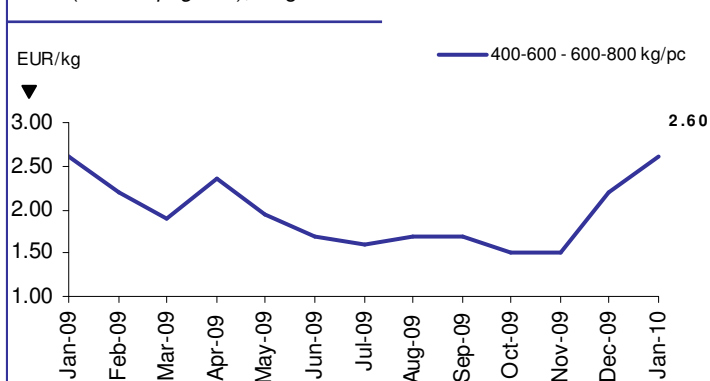
The EU market took advantage of the low shrimp prices experienced in 2009, and overall imports were stable. Supply problems of shrimp from Indonesia and Viet Nam overshadowed the market. Both countries asked for higher prices than competing countries, and importers were unwilling to pay such high prices. Tougher EU inspection of Indian shrimp appeared to cause exporters of Indian shrimp to swing away from the EU towards the US market.

Crab appears to be in good demand, while supply is limited. Prices have increased steadily for some years.

***Penaeus spp*** - Frozen, PD, IQF, 10% glazing  
In Italy, origin: India



**Crab (*Cancer pagurus*)**, origin: France

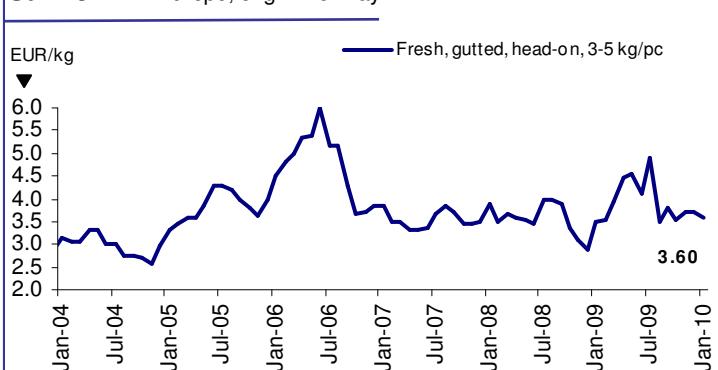


## BIVALVES

Christmas and New Year sales of bivalves were better than anticipated. Snow and ice resulting in poor weather conditions across Europe have disrupted transport, limiting trade of live, fresh shellfish at present. The new mussel season in Chile is still on hold because of the bad weather. The adverse climatic situation may help the market price to recover to 2007 levels, last seen before the economic crisis resulted in sharp price declines.

## SALMON/TROUT

**Salmon** - In Europe, origin: Norway



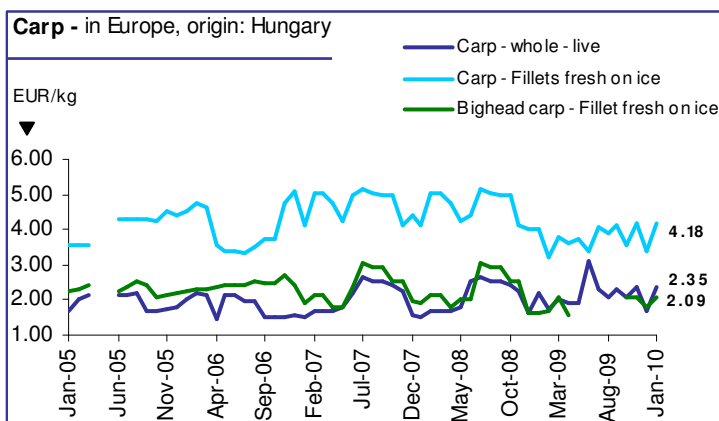
Farmed salmon prices are markedly higher in the European market and are expected to remain firm during 2010. Of course, variations in price because of dips in demand are bound to happen, such as the recent downturn in sales as a result of bad weather over most of Europe, or during vacation time. Supply swings resulting from climatic conditions or holidays will also influence prices for short periods.

However, the underlying factors that are driving salmon prices remain the following: on the demand side, expected growth in salmon sales in most markets; on the supply side, growth in Norway and most other European producing countries is not large enough to compensate for drastic decreases in Chile's salmon supply throughout 2010.

The expected high prices during 2010 will cause difficulties for processors in general and salmon smokers in particular, forcing them to look for alternatives where possible, including trout and coho. In the fresh market, there are not really any close substitutes for farmed salmon, except maybe chicken, but many consumers will find ready alternatives in turbot, seabass and seabream, albeit at higher prices. And consumers looking for fillets will easily find defrosted fillets of tilapia and catfish, imported from Asia and Africa.

Norway's salmon exports for 2009 showed record numbers, again, growing 16.3 % in volume to 834 000 tonnes (live weight equivalent) and 32% in value to NOK 23.7 billion. 71 % of export volumes and 70% of values are to the EU with France, Poland, Denmark and the UK as the largest destinations. Non-EU markets such as Russia, the US and Japan all showed growth in imports from Norway, mainly thanks to the shortfall in Chilean supply. Export growth to the USA in particular was spectacular with 300% increases from 2008.

## FRESHWATER FISH

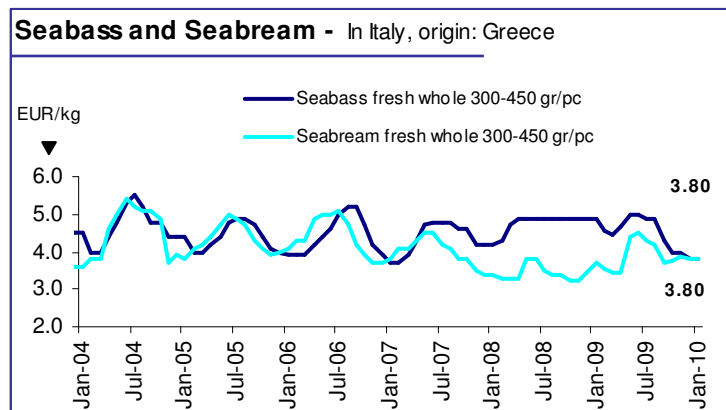


Western European markets were relatively positive for Vietnamese pangasius, as its low price was well accepted in the present economic situation. Thus Spain and Germany became the top two importers of Vietnamese pangasius, expanding their imports by 7% and 4% respectively in the first ten months of 2009. Overall EU imports of pangasius reached 187 000 tonnes in the January to October 2009 period, roughly on a par with the

corresponding 2008 figure. The Dutch pangasius market showed sharp decreases in 2009. The unit value of EU pangasius imports from Viet Nam is USD 2.24/kg, about 4% below the corresponding 2008 price.

## SEABASS AND SEABREAM

The market for European bass and bream has returned to stability after a hectic Christmas season. Some producers are now out of stock but overall supplies are adequate at the moment. Production for 2010 is expected to be lower than in 2009. In Greece and Spain, in particular, the worsening economic situation will add to the difficulties of the more indebted companies. Overall, prices in the European market should remain firm until the summer months when the new harvest comes to market.



Fish Species Trade Name	Product Form	Grading	Price per kg		Reference & Area	Origin
			As stated	Euro    US\$		
GROUND FISH						January 2010
<b>Cod/Cabillaud, Morue/ Bacalao</b> <i>Gadus morhua</i>	Fresh - fillet	100-200 gr/pc 200-400	6.00	8.69 =	Italy wholesale	Northern Europe
	Salted (Baccalà)		7.15	10.35 =		Norway
	Dried (Stoccafisso)		26.00	37.65 =		
	Soak (Stoccafisso)		9.15	13.25 =		
	Fresh fillet		8.98	13.00 -	Germany wholesale ddp	Barents sea
	Full fillets, skinless, boneless, blockfrozen	16.5 lb	4.60	6.66 +		
	Light-salted fillet, IQF 20% glazing		2.07	3.00	Spain cfr	N-E Atlantic
	Fresh gutted		1.42	2.05 -	Poland des	Baltic
<b>Hake/Merlu/Merluza</b> <i>Merluccius gayi</i>  <i>Merluccius capensis</i>  <i>Merluccius productus</i>	Fillets interleaved, PBI deep skinned	2-4 oz/pc	2.35	3.40	Europe cfr	Chile
	Fillets PBO interleaved deep skinned		2.56	3.70		
	Fillets PBI regular skinned		2.21	3.20		
	H&G, IWF	100-200 gr/pc 200-350 950-1200	No quotations		Spain cif	Namibia
	Fillet, regular, skinned, PBO	16.5 lb	2.21	3.20 =	Germany cfr	USA
<b>Patagonian grenadier/ Grenadier de Patagonie/ Merluza de cola</b> <i>Macruronus magellanicus</i>	Fillet - PBO	3X7.5 kg/ct	1.97	2.85 =	France cfr	Chile
<b>Alaska pollack/Lieu de l'Alaska/Colin de Alaska</b> <i>Theragra chalcogramma</i>	Fillet boneless, skinless, FAS		2.62	3.80 -	Europe cfr	USA
	Block	7.5 kg block	1.93	2.80 =	France cif	China
	IQF portions	60-80 gr/pc	2.56	3.70 =	Germany ddp	USA
	Fillet block, skinless, boneless	16.5 lb	2.62	3.80 +		Russia
			2.42	3.50 -		China
			2.14	3.10 =		Russia
	Fillet, skinless, PBI, blockfrozen		2.28	3.30 =		
<b>Surimi (Alaska pollack)</b>	Stick - grade A	250 gr/pc	2.43	3.52 -	France ddp	Spain
<b>Saithe/Lieu noir/ Carbonero (Pollock, Coley)</b> <i>Pollachius virens</i>	Frozen - block, fillet, skinless, boneless	16.5 lb	3.00	4.34 +	Europe ddp	Norway
			2.80	4.05 +		Faroe Islands/ Iceland
	Fresh fillet skin-on		4.98	7.21 *	Germany wholesale	NE Atlantic
<b>Monkfish/Baudroie/ Rape</b> <i>Lophius</i> spp.	IQF tail, skin-on 15% glazing	50-100 gr/pc	1.90	2.75 +	European main ports cfr	China
		100-200 gr/pc	2.49	3.60 +		
		200-300	3.11	4.50 +		
		300-500	3.52	5.10 +		
		500-1000	4.01	5.80 +		
		> 1000	5.04	7.30 +		
	IQF tails, skinless 20% glazing - IWP	100-250 gr/pc 250-500 500-1000 >1000	No quotations		Spain cif	Namibia
<b>Haddock/Eglefin/Eglofino</b> <i>Melanogrammus aeglefinus</i>	Fillet, skinless, boneless blockfrozen	16.5 lb	4.20	6.08 +	Germany ddp	Barents Sea
<b>Redfish/Sébaste/ Gallineta</b> <i>Sebastes</i> spp.	Fresh - fillet - wild catch 20% glazing		11.76	17.03	wholesale	N-E Atlantic

Fish Species Trade Name	Product Form	Grading	Price per kg		Reference & Area	Origin
			As stated	Euro	US\$	
FLATFISH						January 2010
Turbot/Rodaballo <i>Scophthalmus maximus</i>	Fresh - whole cultured	0.5-1 kg/pc	6.80	9.85 =	Spain cif	Spain
		1-2	6.25	9.05 =		
		2-3	6.80	9.85 =		
		3-4	8.90	12.89 =		
	Fresh whole gutted	3-4 kg/pc	17.11	24.78	Germany wholesale	Chile
	Fresh whole gutted, wild 15% glazing	0.5-1 kg/pc	8.50	12.31	Spain cif	Netherlands
		1-2	11.10	16.07		
		2-3	11.85	17.16		
		3-4	15.10	21.87		
		> 4	21.70	31.42		
Dover sole/Sole/ Lenguado <i>Solea vulgaris</i>	Raw material	No. 4	12.00	17.38	Netherlands fob	
		No. 5	10.00	14.48		
	Frozen 40% glazing	No. 2	10.35	14.99	Spain cif	
		No. 3	8.85	12.82		
		No. 4	7.75	11.22		
Fresh whole gutted	400-500 gr/pc	27.81	40.27	Germany wholesale	N-E Atlantic	
Plaice/Plie/Solla <i>Pleuronectes</i> spp.	Frozen	No. 4	1.65	2.39	Netherlands fob	Netherlands
	Fresh fillet - wild catch		9.94	14.39 *	Germany wholesale	N/E Atlantic
European Flounder/ Flet d'Europe/ Platija Europea <i>Platichthys flesus</i>	Fresh whole	very small	0.38	0.55 -	Poland des	Baltic
TUNAS/BILLFISHES						January 2010
Tuna/Thon/Atún <i>Thunnus</i> spp.	Fresh bluefin tuna	whole	17.25	24.98 =	Italy wholesale	Imports
		sliced	14.65	21.21 =		
		Whole	13.00	18.83 =		Italy
	Yellowfin - cooked & cleaned loins - vacuum packed	double cleaned	4.14	6.00 +	ddp	Ecuador/ Mauritius/ Solomon Is
	Skipjack loins cooked & cleaned vacuum packed	single cleaned	2.50	3.62 *	Spain ddp	China
	Skipjack - whole	> 1.8-2.5 kg/pc	0.75	1.09 *	cif	Indian Ocean
	Yellowfin - whole	> 10 kg/pc	1.35	1.95 *		
	Swordfish/Espadon/ Pez espada <i>Xiphias gladius</i>	Smoked - whole		18.00	26.07 =	Italy wholesale
Smoked - slices			20.00	28.96 =		
Yellowfin - cooked & cleaned vacuum packed		double cleaning	3.52	5.10	cip	Thailand
SMALL PELAGICS						January 2010
Herring/Hareng/Arenque <i>Clupeidae</i>	Fresh - whole	70-100 gr/pc	0.31	0.45 +	Poland des	Baltic
European anchovy/ Anchois/Boquerón <i>Engraulis encrasicolus</i>	Fresh	first category	3.10	4.49 +	Italy wholesale	Italy
European pilchard/ Sardine d'Europe/ Sardina <i>Sardina pilchardus</i>		second category	1.65	2.39 =		
Sprat/Sprat/Espadín <i>Sprattus sprattus</i>	Fresh - whole		0.15	0.21 +	Poland des	Baltic

Fish Species Trade Name	Product Form	Grading	Price per kg		Reference & Area	Origin
			As stated	Euro    US\$		
CEPHALOPODS						January 2010
Squid/Encornet/Calamar <i>Loligo</i> spp.	Fresh	Large	7.15	10.35 =	Italy wholesale  cif	Imports
			16.30	23.60 =		Italy
	Frozen - whole	S (< 18 cm)	3.90	5.65 -		South Africa
		M (18-25)	4.10	5.94 -		
		L (25-30)	4.30	6.23 -		
XL (>30)		4.30	6.23 -			
Japanese flying squid/ Toutenon japonais/ Pota japonesa <i>Todarodes pacificus</i>	IQF - 30% glazing	< 5	1.57	2.28 +	Europe cnf	China
Giant squid/encornet géante/Calamar gigante <i>Dosidicus gigas</i>	Tentacles, "bailarina" cut	1-2 kg/pc 2-3 3-4 > 4	No quotations			Peru
Octopus/Poulpe/Pulpo <i>Octopus vulgaris</i>	Frozen - whole	T1	8.50	12.31 =	Spain wholesale	Morocco
		T2	8.00	11.58 =		
		T3	7.00	10.14 =		
		T4	6.00	8.69 =		
		T5	5.80	8.40 =		
		T6	5.50	7.96 =		
		T7	4.50	6.52 =		
		T8	4.00	5.79 =		
		T9	3.50	5.07 =		
		T1	8.00	11.58 =		Mauritania
		T2	7.50	10.86 =		
		T3	7.00	10.14 =		
		T4	6.50	9.41 =		
		T5	5.20	7.53 =		
		T6	4.90	7.10 =		
		T7	4.50	6.52 =		
		T8	4.00	5.79 =		
		T9	3.90	5.65 =		
Cuttlefish/Seiche/ Sepia  <i>Sepiidae</i>	Whole cleaned IQF - 10% glaze	< 1	4.45	6.44 *	Germany cfr	Taiwan
		1-2	4.45	6.44 *		
		2-4	4.50	6.52 *		
		5-7	4.50	6.52 *		
		8-12	3.80	5.50 *		
CRUSTACEANS						January 2010
Black tiger/Crevette tigrée/Camarón tigre <i>Penaeus monodon</i>	Headless, peeled, IQF, 20% glaze	6-8 pc/lb 8-12 13-15 16-20 21-25 26-30	No quotations		Germany cfr	Bangladesh
Coldwater shrimp/ Crevette nordique/ Camarón boreal <i>Pandalus borealis</i>	Fresh - Pre-cooked	packed	11.25	16.29 =	Italy wholesale cfr	Italy
	PUD, IQF, 10% glazing	350-500 gr/pc	6.70	9.70		Denmark
Warmwater shrimp/ Crevette d'eau chaude/ Langostino, Gamba <i>Penaeus</i> spp.	Frozen, PD, IQF, 10% glaze	250-350 pc/lb	5.52	8.00	Italy cfr	India
	Frozen, PUD, IQF, 10% glaze	200-300 pc/lb	4.97	7.20	UK cfr	



Fish Species Trade Name	Product Form	Grading	Price per kg			Reference & Area	Origin
			As stated	Euro	US\$		
CRUSTACEANS (cont.)							January 2010
Whiteleg shrimp/ Crevette pattes blanches/Camarón patiblanco <i>Penaeus vannamei</i>	PD, IQF, 20% glaze	31-40		4.56	6.60 +	Germany cfr	China
		41-50		4.21	6.10 *		
		51-60		4.01	5.80 *		
		61-70		3.80	5.50 *		
	PD, Tail-on block frozen, 90% net real count	26-30 pc/lb		5.11	7.40 *	EMP cfr	Indonesia
		31-40		4.63	6.70 *		
		41-50		4.35	6.30 *		
		51-60		4.07	5.90 *		
Chinese mud shrimp/ Salicoque chinoise de vase/Camarón fanguero chino <i>Solenocera spp.</i>	IQF, PUD 35% glaze	40-60 pc/lb		2.60	3.76 *	EMP cfr	China
		60-80		2.36	3.42 *		
		50-70		2.42	3.50 *		
		70-100		2.18	3.15 *		
		100-200		1.90	2.75 *		
Deepwater rose shrimp Crevette rose du large/ Gamba de altura <i>Parapenaeus spp</i>	PUD, cooked	80-100		2.83	4.10	Germany cfr	India
	IQF, 20% glazing wild	100-200		2.62	3.80		
		200-300		2.42	3.50		
		300-500		2.14	3.10		
Mantis shrimp/Squille/ Galera <i>Squilla mantis</i>	Live			6.00	8.69 =	Italy wholesale	Italy
	Fresh			4.85	7.02 =		
American lobster/ Homard américain/ Bogavante americano <i>Homarus americanus</i>	Live	< 450 gr/pc		11.00	15.93	Europe cif	Canada
		> 450		11.00	15.93		
European lobster/ Homard européen/ Bogavante <i>Homarus gammarus</i>	Live	400-600 gr/pc		24.00	34.75	France delivered to vivier	Ireland
		600-800		24.00	34.75 +		
Norway lobster/ Langoustine/Cigala <i>Nephrops norvegicus</i>	Fresh	7-8 pc/kg	No quotations			Spain cfr	Scotland/ Netherlands
	Wild catch - head-on, shell-on			19.25	27.88	Germany wholesale	FAO 37
Edible crab/Tourteau/ Buey de mar <i>Cancer pagurus</i>	Live	400-600 kg/pc		2.60	3.77 +	France delivered to vivier	France
		600-800		2.60	3.77 +		
BIVALVES							January 2010
Oyster/Huître/Ostra <i>Crassostrea gigas</i>	Live			8.05	11.66 =	Italy wholesale	France
				4.30	6.23 =		Italy
	Live	No. 3		2.20	3.19 =	France prod. price cif to packer	Ireland/France
Mussel/Moule/Mejillón <i>Mytilus edulis</i>	Live - Rope			1.00	1.45 =	Netherlands cif	Ireland
	Live - Bottom mussel	60-80 pc/kg		1.00	1.45 -		
		80-100 pc/kg		0.70	1.01 =		
Scallop/Coquille Saint- Jacques/Vieira <i>Pecten jacobaeus</i>	Chilled - shell-on Shell-off			8.15	11.80 =	Italy wholesale	Italy
				8.70	12.60 =		
Scallop/Peigne/Peine <i>Chlamys spp.</i>	Fresh			11.35	16.44 =		
Venus clam/Praire/ Chirla - <i>Venus gallina</i>	Fresh			6.05	8.76 +		
Grooved Carpet shell/ Palourde/Almeja fina <i>Venerupis semidecussatus</i>	Fresh			4.85	7.02 +		
Razor shell/Couteau/ Navajas - <i>Solenidae</i>	IQF - 5% glazing	12 cm		3.60	5.21 =	Spain cif	Netherlands

Fish Species Trade Name	Product Form	Grading	Price per kg			Reference & Area	Origin	
			As stated	Euro	US\$			
SALMON								January 2010
Atlantic salmon/ Saumon de l'Atlantique/ Salmón del Atlántico <i>Salmo salar</i>	Fresh - gutted, head-on Superior quality	2-3 kg/pc		4.20	5.79 +	France cif	Scotland	
		3-4		4.00	5.79 +			
		4-5		4.00	5.79 +			
		5-6		4.05	5.86 +			
		> 6		4.10	5.94 +			
		2-3 kg/pc		3.40	4.92 *	ddp	Norway	
		3-4		3.60	5.21 -			
		4-5		3.60	5.21 -			
		5-6		3.50	5.07 =			
		> 6		3.40	4.92 +			
Fresh - whole gutted	3-4 gr/pc		6.94	10.05	Germany wholesale			
TROUT								January 2010
Trout/Truite/Trucha <i>Salmo spp.</i>	Fresh on ice whole	300-700 gr/pc	HUF	964	3.59 5.21	Hungary exw	Hungary	
Rainbow trout/ Truite arc-en-ciel/ Trucha arco iris <i>Oncorhynchus mykiss</i>	Fillet - trim C - IQF - 10 kg vacuum-packed	2-3 lb/pc		6.77	9.80 -	France cif	Chile	
			ZAR	32.00	2.96 4.28	South Africa fob	South Africa	
Smelt/Eperlan/Eperlano <i>Osmerus eperlanus</i>	IQF			2.10	3.04	Spain cif	Netherlands Turkey	
				1.80	2.61			
FRESHWATER FISH								January 2010
Nile perch/Perche du Nil/Perca del Nilo <i>Lates niloticus</i>	Fresh - fillet			6.35	9.20 +	Italy wholesale	Imports	
Nile tilapia/Tilapia du Nil/Tilapia del Nilo <i>Oreochromis niloticus</i>	Fresh - fillet			6.94	10.05 *	Germany cfr	China	
Pangas catfish/ Panga/Pez gato <i>Pangasius spp.</i>	Fillets - intervld, 10% glaze sknlss, bonlss, belly-off	120-170-220 gr/pc		1.46	2.12 -	Spain cfr	Viet Nam	
	Fillets - IQF, white, 20%, 1kg poly bag	120-170-220 gr/pc		1.46	2.12 -			
	Fresh fillet, skin-off	> 170 gr		3.96	5.73 *	Germany wholesale	SE Asia	
Catfish/Loup/Perro del Nord <i>Clarias gariepinus</i>	Fillet, skinless, fresh on ice		No quotations			Hungary ex-farm	Hungary	
	Fresh on ice - slices		HUF	876	3.27 4.73			
	Fresh fillet, skin-off			6.94	10.05 *	Germany wholesale	Netherlands	
Carp/Carpe/Carpa <i>Cyprinus spp.</i>	Fresh - gutted, head-on	1-4.50 kg/pc	HUF	874	3.26 4.72 *	Hungary ex-farm	Hungary	
	Fresh - gutted, headless	0.7-4 kg/pc	HUF	946	3.53 5.11 *			
	Live	1.5-5 kg/pc	HUF	630	2.35 3.40 +			
	Fresh on ice - slices		HUF	1016	3.79 5.49 +			
	Fresh on ice - fillets		HUF	1121	4.18 6.05 +			
Grass carp/ Carpe herbivore/ Carpa china <i>Ctenopharyngodon idellus</i>	Live	1.5-4 kg/pc	HUF	630	2.35 3.40 -			
	Fresh on ice, whole, gutted, headless	0.7-2.5 kg/pc	HUF	876	3.27 4.73 -			
Bighead carp/Carpe à grosse tête/Carpa capezona <i>Aristichthys nobilis</i>	Fresh - fillet	1-3 kg/pc	HUF	560	2.09 3.02 =			
	Live	1-5 kg/pc	HUF	350	1.31 1.89 =			
	Fresh on ice slices	1-3 kg/pc	HUF	490	1.83 2.65 =			
	Fresh on ice whole, gutted, scaled, headless	0.7-3 kg/pc	HUF	434	1.62 2.34 =			

Fish Species Trade Name	Product Form	Grading	Price per kg			Reference & Area	Origin
			As stated	Euro	US\$		
FRESHWATER FISH (cont.)							January 2010
Wels/Silure glane/Siluro <i>Silurus glanis</i>	Fresh on ice - fillet	1-4.5 kg/pc	HUF 1612	6.01	8.70 -	Hungary ex-farm	Hungary
European eel/ Anguille d'Europe/ Anguila europea <i>Anguilla anguilla</i>	Live	Small		12.50	18.10 =	Italy wholesale	Italy
		Large		14.00	20.27 =		
NON-TRADITIONAL SPECIES							January 2010
Sturgeons/Esturgeons/ Esturiones <i>Acipenseridae</i>  <i>A.baeri</i>	Frozen - Whole	1.5-2 kg/pc		6.50	9.41 *	France cif	France
	Gutted	5-7 kg/pc		6.50	9.41 *		
	Fillets	200-300 gr/pc		12.00	17.38 *		
		800-1000		12.00	17.38 *		
	Caviar (Aquitaine) metal boxes			1 500	2 172 *		
Picked dogfish/Aiguillat commun/Mielga <i>Squalus acanthias</i>	Fresh - skin-off			10.75	15.57 =	Italy wholesale	Northern Europe
Grouper/Mérou/Mero <i>Epinephelus spp</i>	Fresh			9.40	13.61 =		Imports
				11.25	16.29 =		Italy
John dory/Saint Pierre/ Pez de San Pedro <i>Zeus faber</i>	Fresh			18.05	26.14 +		Imports
				10.65	15.42 =		
Red scorpionfish/Ras- casse rouge/Cabracho <i>Scorpaena scrofa</i>	Fresh			18.00	26.07 =		Italy
				19.00	27.51 =		
SEABASS							January 2010
Seabass/Bar, Loup/Lubina <i>Dicentrarchus labrax</i>	Fresh - whole	200-300 gr/pc		3.10	4.49 =	Greece fob	Greece
		300-450		3.60	5.21 =		
		450-600		3.85	5.58 =		
		600-800		5.35	7.75 =		
		800-1000		6.50	9.41 =		
		> 1000		7.50	10.86 =		
		200-300 gr/pc		3.30	4.78 =	Italy cif	
		300-450		3.80	5.50 =		
		450-600		4.05	5.86 =		
		600-800		5.55	8.04 =		
		800-1000		6.70	9.70 =		
		> 1000		7.70	11.15 =		
		200-300 gr/pc		3.35	4.85 =	France cif	
		300-450		3.85	5.58 =		
		450-600		4.10	5.94 =		
		600-800		5.60	8.11 =		
		800-1000		6.75	9.77 =		
		> 1000		7.75	11.22 =		
		200-300 gr/pc		3.34	4.84 =	Spain cif	
		300-450		3.84	5.56 =		
		450-600		4.09	5.92 =		
		600-800		5.59	8.09 =		
		800-1000		6.74	9.76 =		
		> 1000		7.74	11.21 =		

Fish Species Trade Name	Product Form	Grading	Price per kg			Reference & Area	Origin
			As stated	Euro	US\$		
SEABASS (cont.)							January 2010
Seabass/Bar, Loup/Lubina <i>Dicentrarchus labrax</i>	Fresh - whole   						



Fish Species Trade Name	Product Form	Grading	Price per kg			Reference & Area	Origin
			As stated	Euro	US\$		
SEABREAM (cont.)							January 2010
Gilthead seabream/ Dorade royale/Dorada <i>Sparus aurata</i>	Fresh - whole	200-300 gr/pc	3.52	5.10 =	Germany cif	Greece	
		300-450	3.87	5.60 =			
		450-600	4.22	6.11 =			
		600-800	4.97	7.20 =			
		800-1000	5.67	8.21 =			
		> 1000	7.52	10.89 =			
		200-300 gr/pc	3.50	5.07 =	Portugal cif		
		300-450	3.85	5.58 =			
		450-600	4.20	6.08 =			
		600-800	4.95	7.17 =			
		800-1000	5.65	8.18 =			
		> 1000	7.50	10.86 =			
		200-300 gr/pc	3.68	5.33 =	UK cif		
		300-450	4.03	5.84 =			
		450-600	4.38	6.34 =			
		600-800	5.13	7.43 =			
		800-1000	5.83	8.44 =			
		> 1000	7.68	11.12 =			
	Fresh - whole	200-300 gr/pc	no quotations			Spain fob	Spain
		300-400					
		400-600					
		600-800					

The **European Fish Price Report** is a monthly GLOBEFISH publication,  
prepared by Karine Boisset, Helga Josupeit, Audun Lem and edited by Hilary Cochrane.

It can be ordered from the **FISH INFONetwork**:

<b>FAO GLOBEFISH</b> (Network coordinator) Viale delle Terme di Caracalla 00153 Rome - Italy Tel: (39) 06 57053288 Fax: (39) 06 57055188 E-mail: globefish@fao.org Web site: www.globefish.org	<b>INFOPECSA</b> (Latin America) Julio Herrera y Obes 1296 11200 Montevideo - Uruguay Tel: (598) 2-9028701 Fax: (598) 2-9030501 E-mail: infopesca@infopesca.org Web site: www.infopesca.org	<b>EUROFISH</b> (Central and Eastern Europe) H.C. Andersens Blvd 44-46 1553 Copenhagen - Denmark Tel: (45) 35 467180 Fax: (45) 35 467181 E-mail: info@eurofish.dk Web site: www.eurofish.dk	<b>INFOFISH</b> (Asia/Pacific) Level 2, Menara Olympia 8 Jalan Raja Chulan 50200 Kuala Lumpur - Malaysia Tel: (603) 2078 3466 Fax: (603) 2078 6804 E-mail: infish@po.jaring.my Web site: www.infofish.org
<b>INFOPECHE</b> (Africa) Tour C, 19ème étage, Cité Administrative Abidjan 01 - Côte d'Ivoire Tel: (225) 20 213198 Fax: (225) 20 218054 E-mail: infopeche@aviso.ci	<b>INFOYU</b> (China) Rm. 816, Bldg. 22, Maizidian Street - Chaoyang District Beijing 100026 - China Tel: (86-10) 59194236 Fax: (86-10) 59194231 E-mail: infoyu@agri.gov.cn Web site: www.infoyu.net	<b>INFOSAMAK</b> (Arab Region) 71 blvd Rahal El Meskini Casablanca 20 000 - Morocco Tel: (212) 522540856 Fax: (212) 522540855 E-mail: infosamak@infosamak.org Web site: www.infosamak.org	<b>INFOSA - sub-office INFOPECHE</b> (Southern Africa) 89, John Meinert Street- West Windhoek -Namibia Tel: (264) 61279430 Fax: (264) 61279434 E-mail: infosa@infosa.org.na Web site: www.infosa.org.na

#### PRICE REFERENCE

exw	ex works
fca (replaces fot)	free carrier
fas	free alongside ship
fob	free on board
cfr (replaces c&f)	cost and freight
cif	cost, insurance and freight
cpt	carriage paid to
cip	carriage and insurance paid to
daf	delivered at frontier
des	delivered ex ship
deq	delivered ex quay (duty paid)
ddu	delivered duty unpaid
ddp	delivered duty paid

#### PRODUCT FORM

IQF	individually quick frozen
IWP	individually wrapped pack
PBI	pinbone in
PBO	pinbone off
C&P	cooked and peeled
H&G	headed and gutted
FAS	frozen at sea
PD	peeled and deveined
PUD	peeled, undeveined

#### SYMBOLS

+	Price increased in original currency since last report
-	Price decreased in original currency since last report
=	Updated but unchanged price
*	New insertion
	Not updated since last issue

#### CURRENCY RATES

		USD	EUR
Canada	CAD	1.03	1.50
Hungary	HUF	185.19	268.18
Norway	NOK	5.65	8.18
Switzerland	CHF	1.02	1.47
UK	GBP	0.62	0.90
USA	USD	-	1.45
EU	EUR	0.69	-
Japan	JPY	91.44	132.41
South Africa	ZAR	7.48	10.83

Source: Federal Reserve Bank of New York 12/01/10

**These Market Reports and previous ones  
are available from the GLOBEFISH web site: [www.globefish.org](http://www.globefish.org)**







**GLOBEFISH**

---

Food and Agriculture Organization of the United Nations  
Fish Products and Industry Division  
Viale delle Terme di Caracalla  
00153 Rome, Italy  
Tel: +3906 570 53288  
Fax: +3906 570 55188  
[www.globefish.org](http://www.globefish.org)