

EUROPEAN PRICE REPORT

Issue 06/2012
June 2012

*The **European Fish Price Report**, based on information supplied by industry correspondents, aims to provide guidance on broad price trends. Price information is indicative and should be used only for forecasting medium- and long-term trends. FAO is not responsible for any errors or omissions.*

INDEX FOR PRICES

Groundfish	9
Flatfish	10
Tuna	10
Small Pelagics	11
Cephalopods	11
Crustaceans	12
Bivalves	14
Salmon	15
Trout	15
Freshwater fish	15
Non Traditional Species	16
Seabass-Seabream-Meagre	17

LATEST TRENDS

The economic turmoil in Europe is certainly having a negative effect on consumer sentiment. Higher taxes and increasing uncertainty will lead many consumers to cut discretionary spending, especially on the more expensive products and on out-of-home meals. However, consumers still need to eat and fish and fishery products remain popular with large segments of the population.

Over the next months we will probably see increasing competition on price, not only among suppliers of the same product, but among various fish products, and between fish and meat, in particular poultry. Tighter trade finance could also lead some importers to hold back purchases or buy smaller or more fragmented quantities.

An interesting note, as pointed out by FAO's Food Outlook in May, is that current meat and poultry prices are at their highest levels ever: www.fao.org/docrep/015/a1989e/a1989e00.pdf

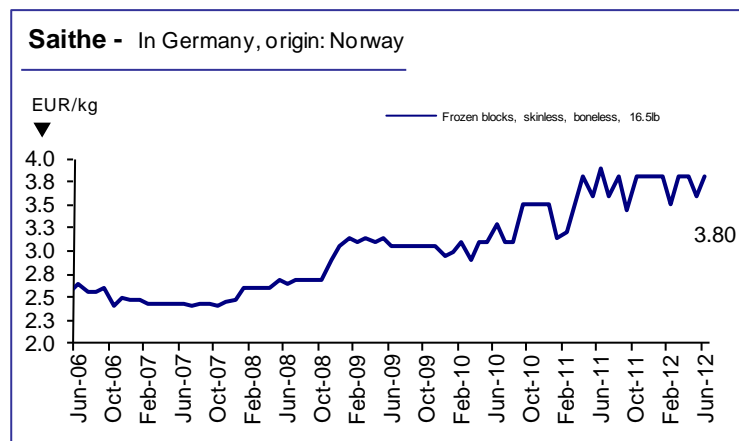
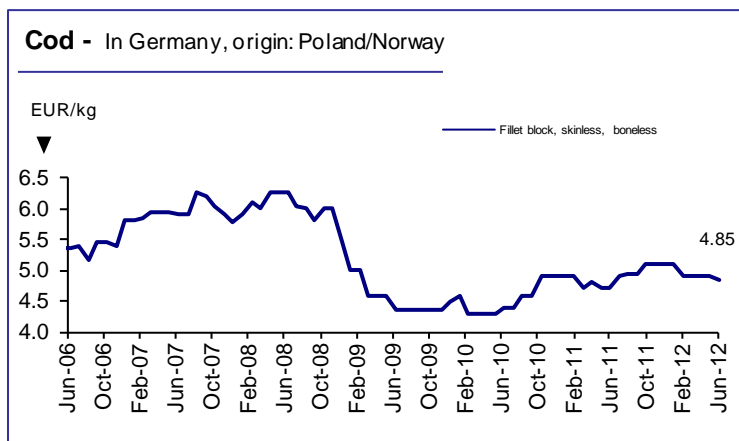
On the trade policy front, the WTO's Appellate Body made two important rulings in May on disputes involving seafood products. This reminds us of the crucial role that the WTO plays in setting the global framework for international trade, as well in solving disputes between trading partners should problems arise.

The first ruling was on the tuna-dolphin case between Mexico and the USA. Mexico was successful on most points with the long-term effect likely to be some more tuna shipped from Mexico to the US market. The second ruling was between China and the US regarding pricing of shrimp in the US market. It involved the US application of "zeroing", a methodology frequently used by the US when determining the so-called dumping margin. Won by China on most points, the effect will probably not be very large as China already is a major shrimp supplier to the US market, although its market share has been declining over the last few years.

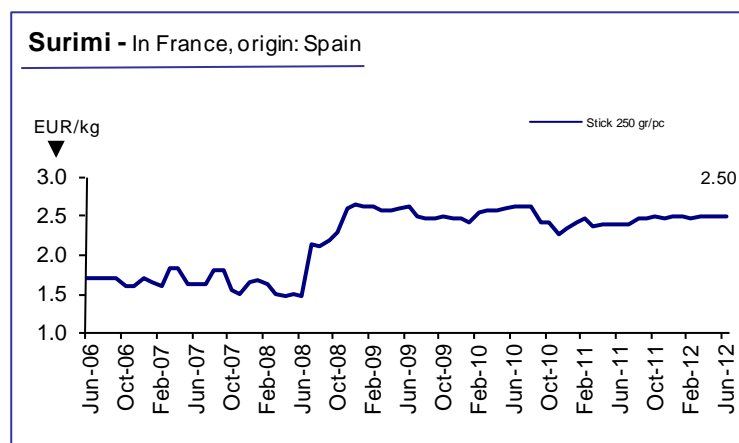
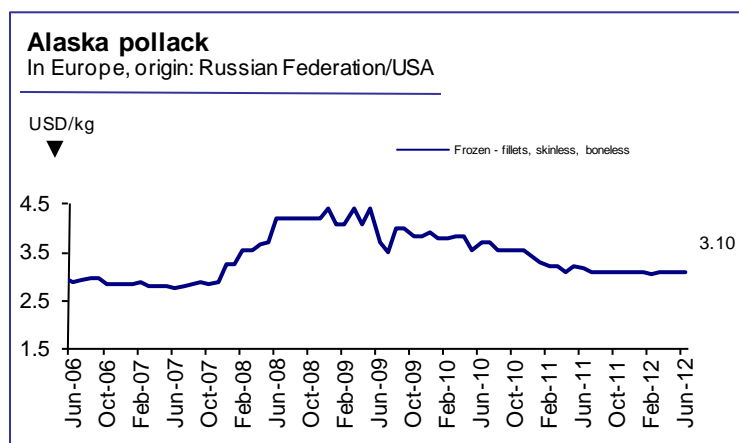


GROUND FISH

ICES has estimated that the stock biomass of cod in the Barents Sea is 3.5 million tonnes, and has recommended a quota of 940 000 tonnes for 2013. This is 25% higher than the 2012 quota. The final 2013 quota will be set in negotiations between Russia and Norway this October. The increase in quota can be seen alongside the news that no illegal fishing has been reported in the Barents Sea in the last three years, which reflects the success of the Joint Norwegian-Russian Fisheries Commission in countering illegal fishing.



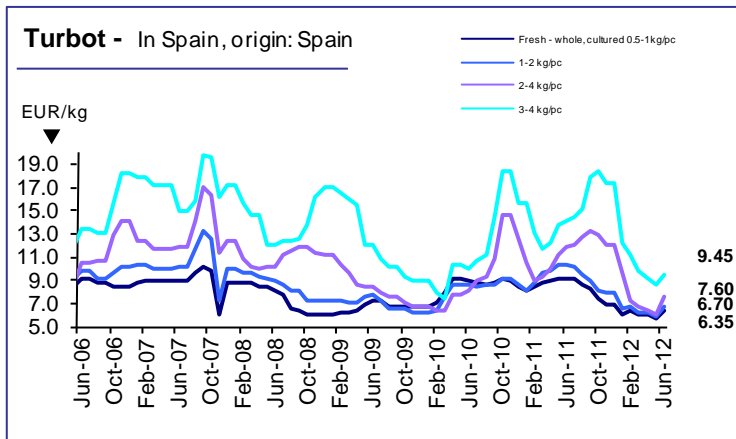
It is predicted that the price for Alaska block products destined for the European market will rise sharply for this year's B season. Already the declining Euro is making purchases of pollock block more expensive for European buyers. The EU is also considering a tariff on US pollock blocks and on surimi. The measure would have an impact on European seafood manufacturers as demand is also declining.



Price increases are expected for the new season catches of South Pacific hake (*Merluccius productus*) and also for hoki from Chile and New Zealand.

In Namibia, there is concern that the increase in hake TAC over the last year is putting pressure on this resource, particularly in the light of erratic hake catches over the last three months. The quota year runs from 1 May 2012 to 30 April 2013.

FLATFISH

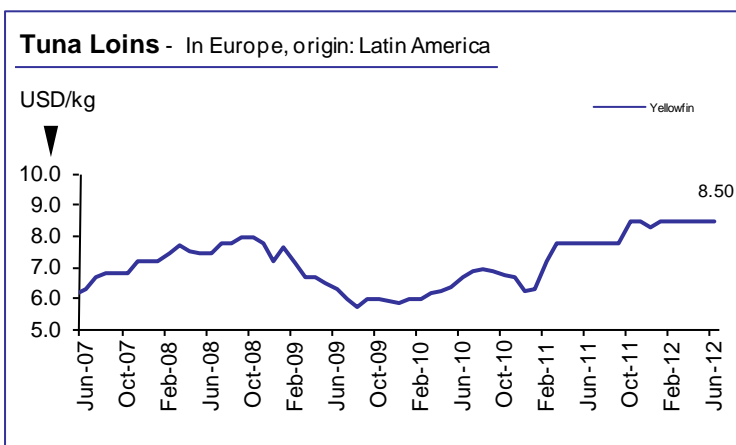


Despite weak demand, prices are rising as farmers report poor growth. The shortage of fish is expected to continue, affecting mainly larger sizes over 2.0 kg, because demand will increase in summer as well as water temperature, which adversely affects growth.

TUNA

Fishing for tuna by purse seiners operating in the Western and Central Pacific Ocean was mixed during May. Lower catch rates from this primary source of raw material for the Thai tuna market gave little opportunity for buyers to lower prices from historically high levels. The price of skipjack therefore was maintained at USD 2 200/tonne CNF Bangkok with expectations for higher prices in July with the start of the three month FAD closure in the WCPFC on 1 July and the upcoming EPO fishing ban.

Projected tonnage to be delivered in June to Thai packers is estimated to be about 50 000 tonnes, down from over 60 000 tonnes in May. The Parties to the Nauru Agreement countries are requiring boats licensed by PNA countries to observe the FAD closure for four months, instead of the normal three months.



The IATTC ban on fishing by purse seiners operating in the Eastern Pacific is divided into 2 periods. Fishing flag states have to choose to stop fishing for 62 days from 18 July or from 18 November. Roughly half of the fishing fleets observe the first veda.

Canneries in Latin America are concerned about the potential negative impact of the ban on raw material supply during the next few months. Even without

the fishing stop, the volume of raw material from purse seiners operating in the IATTC is insufficient to meet the needs of the Latin American tuna processors. They have to import substantial quantities of tuna raw material transhipped from purse seiners operating in the WCPFC. With less tonnage expected from the WCPFC because of the FAD closure, processors are expecting raw material shortages and increasing fish prices. Thai packers face the same problem. For these reasons tuna packers are being cautious in quoting prices and shipment availability for finished product sales.

In Ecuador the price of skipjack was USD 2 200/tonne ex vessel with imported skipjack being sold at USD 2 300/tonne CFR Manta. The price of yellowfin 10 kg/up was USD 2 800/tonne ex vessel.

Fishing in the Indian Ocean was relatively poor during May with catch rates substantially below normal. Skipjack prices continued to increase with the most recent standing at EUR 1 650 and yellowfin 10 kg/up at EUR 2 250/tonne both ex vessel Mahe.

As a result of unfavourable catch rates, prices in West Africa increased rather sharply with skipjack at EUR 1 650/tonne ex vessel Abidjan and yellowfin 10 kg/up EUR 2 350/tonne.

The market in Spain continued to strengthen with skipjack being sold at EUR 1 850 and yellowfin 10 kg/up EUR 2 650/tonne CFR Vigo.

The EU's 15 000 tonne 6% duty quota for cooked loins is expected to be filled in June. Skipjack loin prices increased to USD 6 400/tonne CFR Spain while yellowfin loins remained stable at USD 8 500/tonne DDP Italy. European tuna processors are not able to pass on the price increase to end users and consumption is decreasing for the first time in many years.

SMALL PELAGICS

Norwegian herring exports in May fell by NOK 31 million (EUR 4.1 million) to a total of NOK 147 million (EUR 19.5 million). For the year to date, the value of herring exports has reached NOK 1.9 billion (EUR 252.1 million), slightly down (- NOK 66 million/EUR 8.8 million) compared with the same period last year. Russia and Germany are the biggest markets for herring.

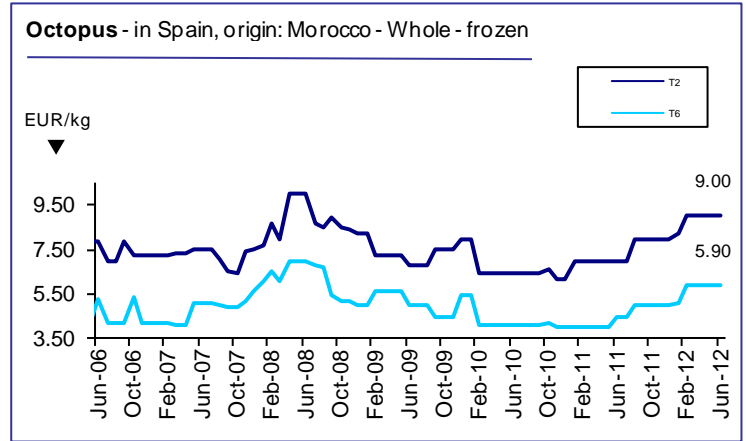
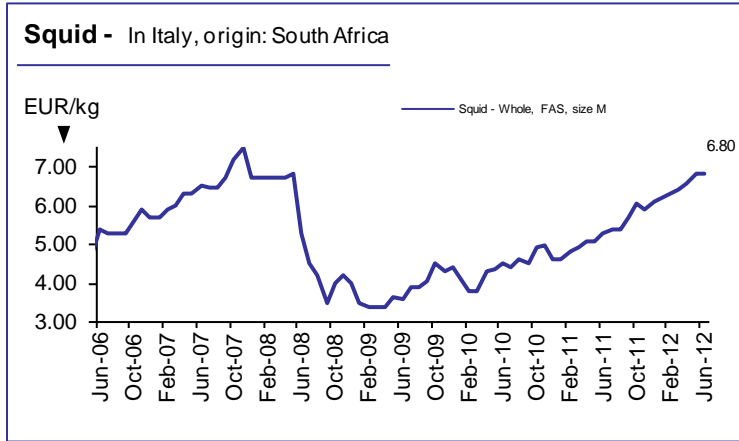
Exports of Norwegian mackerel in May increased in value by NOK 47 million (EUR 6.2 million) to a total of NOK 114 million (EUR 15.1 million). This year to date, mackerel exports have been up in value by NOK 290 million (EUR 38.5 million) to a total of NOK 995 million (EUR 132 million). The most important markets for mackerel exports are Russia and China.

In the North Atlantic, strikes by Icelandic fishing vessels in protest at proposed changes in taxation reduced landings of herring and mackerel in early June. The proposal includes higher taxes on every kilo landed (what an economist would call a taxation of "the ground rent") as well as on company profits. The industry also objects to not having been adequately consulted.

Norwegian scientists have raised estimates for the blue whiting biomass by 50% this year. The total quota is 390 100 tonnes, with only a small part going for reduction. For North Sea herring, the ICES recommendation for 2013 is set at a maximum of 480 000, somewhat higher than this year's quota of 405 000 tonnes.

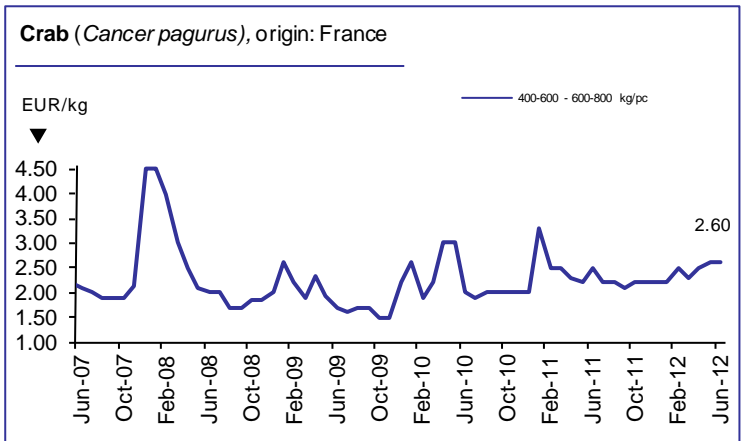
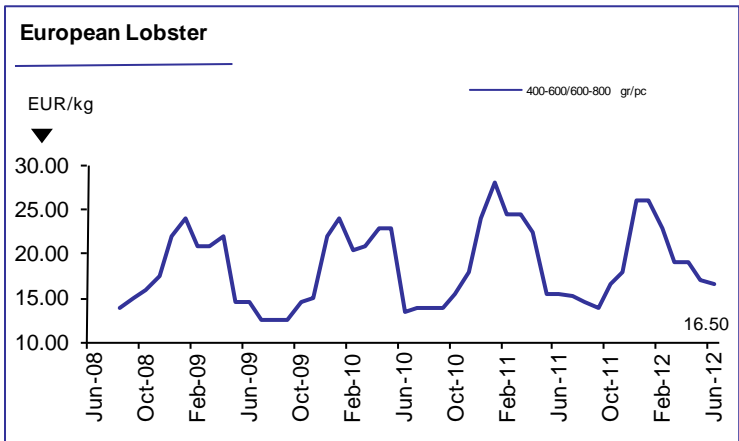
CEPHALOPODS

Industry players are very concerned because squid catches in South Africa are extremely poor. Many fishermen have stopped fishing because they cannot afford operational costs.



CRUSTACEANS

The demand for scampi (*Nephrops norvegicus*) from Iceland remains high. In France, the supply and demand for crab and lobster (*Homarus gammarus*) is expected to increase as the summer season approaches.



Shrimp

The prices of vannamei shrimp varied only slightly in the first 5 months of 2012. Although prices in Central American origins are now falling by USD 0.05/kg to USD 0.10/kg, depending on the grading, this does not compensate for the strengthening US dollar and consequently prices in Euros have increased by between EUR 0.50/kg and EUR 0.60/kg.

Sales volumes consist mainly of sizes 40/50, 50/60 and 60/70. The stock in Europe is low, mainly because of production problems in Asian countries such as Viet Nam and Malaysia, among others. Available products are easily sold in the European market, despite the economic situation of some EU countries.

Prices of all sizes of Argentinean red shrimp at destination are increasing sharply, because stocks in Europe are low and bigger quantities are not expected until August. Increased demand from the Japanese market, helped by a stronger Yen, is another factor causing prices to rise.

Wild shrimp catches in India are reaching the end as the monsoon season is expected soon and a fishing ban will be imposed. The season will start again in mid-August. However, processing of farmed vannamei and black tiger is continuing.

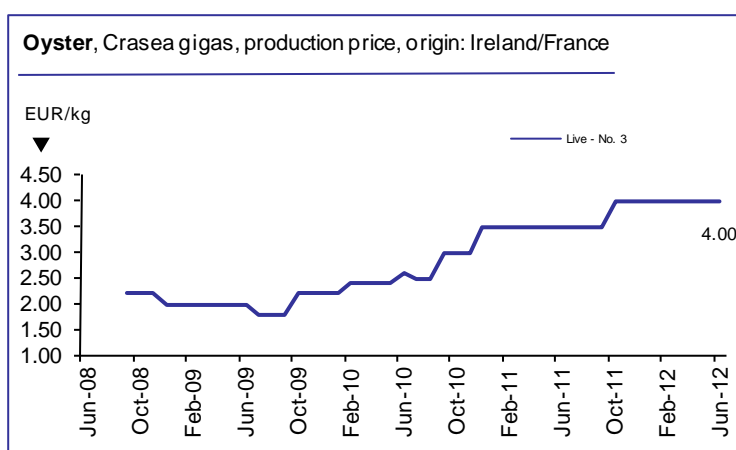
BIVALVES

Mediterranean mussels, in particular from Italy, were the main bivalve products present in the French market at the end of May-beginning of June. The opening of the French Barfleure bottom mussel season has been delayed until mid-June to guarantee the best quality of the product. The Bouchot season is about to start.

Oyster prices remain strong as supply has gone down, although consumer demand traditionally decreases as warm weather approaches.

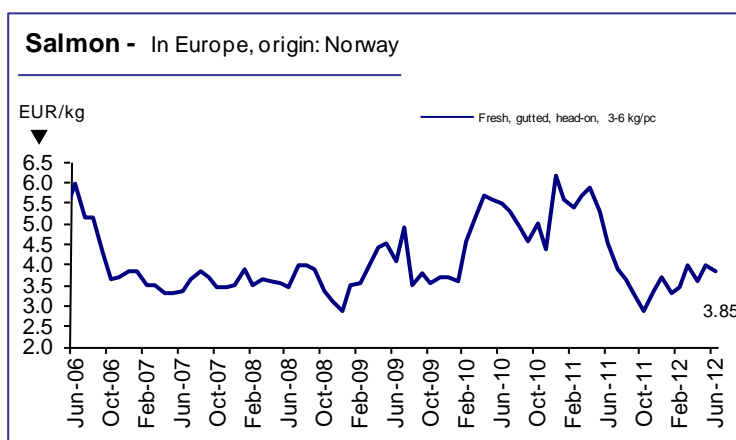
In Chile the low volume of mussel (*Mytilus chilensis*) seeds has forced Chilean producers to stop production for the time being. Market demand is increasing but there is little volume of small sized mussels.

The supply of scallops from Argentina has decreased slightly.



SALMON

Salmon prices have softened over the last few weeks with the biggest reduction affecting smaller sizes, indicating good growth of the new generation fish. Norwegian export statistics for the first five months show export volumes up a promising 29%. Export values were down 8.5% caused by the markedly lower prices. Current prices however are higher than at the beginning of the year testifying to firm underlying demand despite some instability in individual markets.



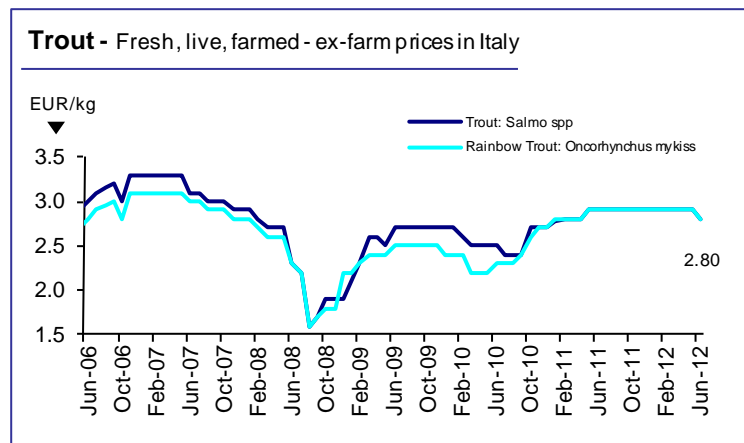
Norway's salmon exports to the EU rose by 21% in volume during the January-May period with all major markets, except Germany, showing growth. Shipments to Japan were surprisingly strong despite the comeback of Chile as a supplier.

Prices over the next few months are likely to be stable to slightly weaker with higher volumes coming to market. Demand is relatively good with emerging markets, especially in Central and Eastern Europe and in Asia, taking growing volumes of Norway's production, thereby relieving some of the pressure on the more traditional markets.

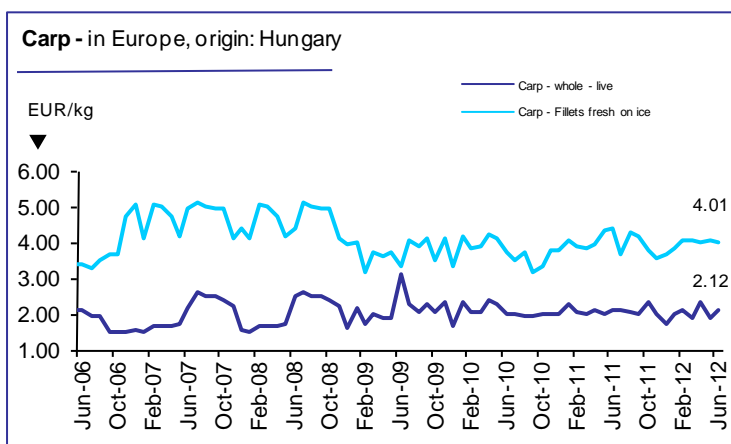
TROUT

In Italy, the demand for trout is lower than usual, but is in proportion to the reduction in productivity of the sector. Demand from Austria and Germany remains firm and prices are stable but starting to rise.

Norwegian trout export volumes are up a massive 90% this year (first five months) at good prices. It is the Russian market that drives Norwegian supply with 64% of the total, an increase 137% from last year. Belarus and the Ukraine have also seen strong imports in shipments from Norway. Norway's trout exports to Japan and China have almost disappeared this year whereas Norwegian trout exports to the EU were up 38%.



FRESHWATER FISH

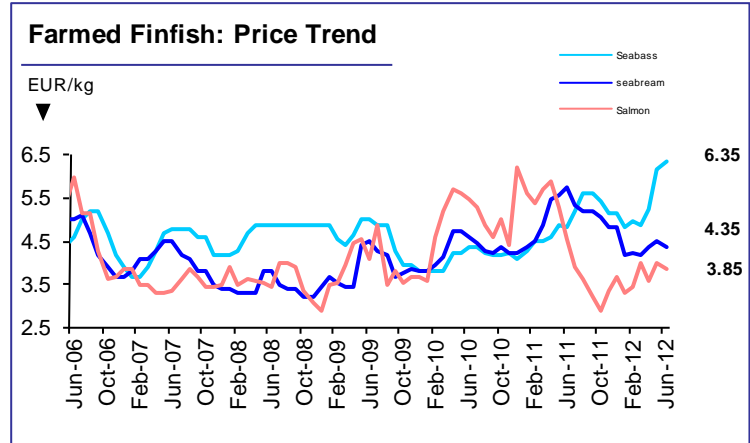


Promotional sales of carp have almost ended and other prices of freshwater fish are stable. Prices in US dollars have decreased because exchange rates have dropped.

SEABASS/SEABREAM

Tight supply of bass has led prices to reach levels not seen for many years. On the contrary, bream prices have been highly variable, and at current levels, the price premium on bass compared with bream is most unusual.

Given the tightness of credit in Greece, some companies have been forced to harvest early. Although prices over the coming months will depend on the volumes coming to market, it can be anticipated that overall volumes this year will not grow in Greece or Spain but with more stable volumes expected in Turkey. A levelling off of bass prices can be expected soon.



Fish Species Trade Name	Product Form	Grading	Price per kg		Reference & Area	Origin	
			As stated	EUR USD			
GROUND FISH						June 2012	
Cod/Cabillaud, Morue/ Bacalao <i>Gadus morhua</i>	Fresh gutted		1.43	1.79	Poland FOB	Baltic Sea	
	Fillets, skinless, boneless, blockfrozen	16.5 lb	4.85	6.06 -	Germany DAP	Barents Sea	
	Fresh - fillet	100-200 gr/pc 200-400	5.20	6.50 +	Italy CPT	Denmark	
			6.94	8.67 +			
			4.76	5.95 -			FCA
			6.33	7.91 -			
	Fresh - Whole	1-2 kg/pc 2-4	5.23	6.53 -	FCA	France	
			4.08	5.10 -		Netherlands	
Fresh - gutted, headless cultured	2-3 kg/pc 1-2	4.64	5.80 -	CPT	Denmark		
		5.30	6.62 -		Norway		
Fillet - Salted	> 7	8.54	10.67 *				
Hake/Merlu/Merluza <i>Merluccius capensis</i> <i>Merluccius productus</i> <i>Merluccius hubbsi</i> <i>Merluccius merluccius</i>	Minced block		1.50	1.87 =	Namibia FOB for Spanish	Namibia	
	Fillet, regular, skinned, PBO	16.5 lb	2.76	3.45 +	Germany CFR	USA	
	Fillet, PBO		2.62	3.27 =	Spain CIF		
	Minced block		1.60	2.00 =			
	H&G, interleaved	350-450 gr/pc 200-350	2.20	2.75 +	FCA	Spain	
			2.10	2.62 *			
Interleaved	200-350 gr/pc	2.00	2.50 *		Mauritania		
Hoki - Grenadier/ Grenadier/Merluza <i>Macruronus magellanicus</i> <i>Macruronus</i> <i>Novaezelandiae</i>	Block		1.72	2.15 +	CIF	Chile	
	Block - PBO		3.80	4.75 *		Argentina	
	Pieces block		2.48	3.10 =		New Zealand	
	Fillet block		2.88	3.60 =			
Blue whiting (Poutassou) Merlan bleu Bacaladilla <i>Micromesistius</i>	Block	12 pc/pack	0.46	0.57 *	EXW (for Bulgarian market)	Spain	
Alaska pollack/Lieu de l'Alaska/Colin de Alaska <i>Theragra chalcogramma</i>	Fillet block, skinless, boneless	16.5 lb	2.56	3.20 +	Germany DAP	USA	
			2.48	3.10 =		Russia	
			2.40	3.00 =		China	
	Fillet block, skinless, boneless PBO, no chemical			2.28	2.85	CFR	USA
				PBO - block	2.44		
	Minced - block frozen			2.56	3.20	France CIF	
Fillet - full, PBO			2.32	2.90		China	
Surimi (Alaska pollack)	Stick - Paprika	250 gr/pc	2.50	3.12 +	CFR	Spain	
Saithe/Lieu noir/ Carbonero (Pollock, Coley) <i>Pollachius virens</i>	Frozen - block, fillet, skinless, boneless	16.5 lb	3.80	4.75 +	Europe DAP	Norway	
Monkfish/Baudroie/ Rape <i>Lophius spp.</i> <i>Lophius piscatorius</i>	Tail, IQF, skin-on 20% glaze	100-200 gr/pc	2.40	3.00 *	European main ports CFR	China	
		200-300	2.76	3.45 *			
		300-500	3.76	4.70 *			
		500-1000	4.56	5.70 *			
		> 1000	5.12	6.40 *			
	Fresh - Tail	0.3-0.5 kg/pc 0.5-1 1-2 > 2	11.75	14.68 +	Italy FCA	UK	
12.45			15.55 +				
12.63			15.78 +				
13.32			16.64 +				

Fish Species Trade Name	Product Form	Grading	Price per kg			Reference & Area	Origin
			As stated	EUR	USD		
GROUND FISH (cont.)							June 2012
Monkfish/Baudroie/ Rape (cont.) <i>Lophius piscatorius</i>	Fresh - whole	0.6-0.7	6.29	7.86	+	Italy FCA CIF	UK
			8.72	10.89	+		Croatia
		0.5-1	5.97	7.46	+	CPT	France
		1-2	6.60	8.24	+		
Haddock/Eglefin/Eglofino <i>Melanogrammus aeglefinus</i>	Fillet, skinless, boneless blockfrozen	16.5 lb	4.75	5.93	+	Germany DDP	Barents Sea
	H&G	< 0.8 kg/pc	NOK 14.00	1.86	2.32 *	Norway FCA	Norway
FLAT FISH							June 2012
Turbot/Rodaballo <i>Psetta maxima</i>	Fresh - whole cultured	0.5-1 kg/pc	6.35	7.93	+	Spain CIF	Spain
		1-2	6.70	8.37	+		
		2-3	7.60	9.49	+		
		3-4	9.45	11.80	+		
	Fresh - whole	0.8-1 kg/pc	5.70	7.12	+	Italy FCA	Netherlands
		1.5-2	5.63	7.03	+		
		1-1.5	5.50	6.87	+		
		2-2.5	5.95	7.43	+		
	Whole -15% glaze	0.5-1 kg/pc	9.28	11.59	-	Spain CFR	
		0.7-1	10.53	13.15	-		
		1-2	11.31	14.13	-		
		2-3	12.47	15.58	=		
Sole/Sole/ Lenguado <i>Solea vulgaris</i>	Fresh - whole	No. 1	13.55	16.93	+	Italy CPT FCA	Croatia
		No. 3	12.38	15.47	+		France
		No. 4	10.60	13.24	+		
		No. 5	8.22	10.27	+		
	Fresh - Guttled	No. 2	16.73	20.90	-		Netherlands
		No. 3	13.85	17.30	+		
		No. 4	10.37	12.95	+		
		No. 5	7.63	9.53	+		
Whole - 30% glaze	No. 2	12.45	15.55	=	Spain CFR		
	No. 3	9.86	12.32	=			
	No. 4	8.46	10.57	=			
	No. 5	6.01	7.51	=			
European Flounder/ Flet d'Europe/ Platija europea <i>Platichthys flesus</i>	Fesh - whole		1.53	1.91	+	Italy FCA	Denmark
			1.84	2.30	-		Netherlands
TUNAS/BILL FISHES							June 2012
Tuna/Thon/Atún <i>Thunnus spp.</i>	Yellowfin - cooked & cleaned loins - vacuum packed	double cleaned	6.80	8.50	=	Italy DDP	Solomon Is. Kenya
	Yellowfin - whole round frozen > 20 kg		2.50	3.12	+	Spain CFR	West Africa
	Skipjack - cooked & cleaned loins - vacuum packed	single cleaned	5.12	6.40	+	DDP	China Thailand
	Yellowfin - loins < 3% glazing	100% clean 2-4 kg/pc	5.50	6.87	=	FCA	Spain
	Bigeye - loins		5.15	6.43	*		

Fish Species Trade Name	Product Form	Grading	Price per kg		Reference & Area	Origin	
			As stated	EUR USD			
TUNAS/BILLFISHES (CONT.)						June 2012	
Tuna/Thon/Atún <i>Thunnus spp.</i>	Skipjack - whole		1.75	2.19 *	Mahe FOB for European mkt	Indian Ocean	
	Yellowfin - whole		2.45	3.06 *			
	Albacore - whole	> 10 kg/pc	2.80	3.50 =	Spain FCA CIF	Atlantic Ocean	
	Yellowfin - whole	> 10 kg/pc	2.40	3.00			
		> 3-10 kg/pc	1.95	2.44 =			
			> 10 kg/pc	2.50	3.12 *	FCA	
	Bigeye - whole	> 10 kg/pc	2.30	2.87 +	DAT		
	Skipjack - whole	> 1.8 pc/kg	1.80	2.25 +			
	Yellowfin - loins		6.00	7.50 +	DDP	E. Pac. Ocean	
	Skipjack - loins		5.50	6.87 +	FCA		
	Bigeye - loins		5.20	6.50	CPT		
Skipjack - pre-cooked loins		5.44	6.80	Ecuador FOB (for European mkt)	Ecuador		
Yellowfin - pre-cooked loins	single cleaning	6.00	7.50				
		double cleaning	6.72	8.40			
Swordfish/Espadon/ Pez espada <i>Xiphias gladius</i>	Seafrozen	20-30 kg/pc 30-50-70 70-100	No quotations		Spain FOB	Spain	
SMALL PELAGICS						June 2012	
Mackerel/Maquereau/ Caballa <i>Scomber scombrus</i>	Whole	350-500 gr/pc 250-400	1.40	1.75 -	Spain FCA	Spain	
			1.35	1.69 -			
	Fresh - whole		2.09	2.61	Italy FCA CPT	France	
			2.75	3.44 +			
			2.15	2.69 -			
		1.89	2.36 -	FCA			
	Whole	200-300 gr/pc 400-500	1.40	1.75 *	Netherlands FOB for Bulgarian mkt	Faeroe Islands	
			1.50	1.87 *			
Herring/Hareng/Arenque <i>Clupeidae</i>	Fillet		3.83	4.78 +	Italy FCA	Denmark	
	Fresh - whole	70-100 gr/pc	0.43	0.54	Poland FOB	Baltic	
			0.30	0.37			
Sprat/Sprat/Espadin <i>Sprattus sprattus</i>							
Sardine/Sardine/ Sardina <i>Sardina pilchardus</i>	Fresh - whole		1.70	2.12	Italy FCA CPT	Spain	
			1.26	1.57			
				1.16	1.45 -	CPT	Croatia
	Fresh - headless, gutted		5.40	6.75 =	FOB	Italy	
Atlantic horse mackerel Chinchard d'Europe Jurel <i>Trachurus trachurus</i>	Block	> 20 cm	5.40	0.80 *	Spain EXW for Bulgarian mkt	Spain	
CEPHALOPODS						June 2012	
Squid/Encornet/Calamar <i>Loligo spp.</i>	Frozen - whole	S (< 18 cm)	6.70	8.37 +	Italy CIF	South Africa	
		M (18-25)	6.80	8.49 =			
		L (25-30)	7.00	8.74 =			
		XL (>30)	7.00	8.74 =			
<i>Loligo vulgaris</i>	Block - 10% glaze	500-1000 > 1000	8.55	10.68 *	Spain CFR	France	
			8.55	10.68 *			
Dosidicus gigas (giant squid)	Daruma		1.88	2.35 *	Peru fob	Peru	
	Tentacles		1.04	1.30 *			
	Rings		2.40	3.00 *			
<i>Todarodes pacificus</i>	Cleaned tubes, 30% glaze	< 5	2.40	3.00	Germany CFR	China	
	wings off, tip on, treated	< 7	2.32	2.90			

Fish Species Trade Name	Product Form	Grading	Price per kg		Reference & Area	Origin	
			As stated	EUR USD			
CEPHALOPODS (cont.)						June 2012	
Octopus/Poulpe/Pulpo <i>Octopus vulgaris</i>	Frozen - whole	T1		9.90	12.37 =	Germany wholesale	Morocco
		T2		9.00	11.24 =		
		T3		7.90	9.87 =		
		T4		7.40	9.24 =		
T5			6.90	8.62 =			
T6			5.90	7.37 =			
T7			5.70	7.12 =			
T8			5.10	6.37 =			
T9			4.80	6.00 =			
	Sushi topping 90% net weight	slice 8 gr/pc		13.21	16.50	Netherlands CFR	Indonesia
		slice 6		13.21	16.50		
		slice 4		8.29	10.35		
	Flower type, raw	1-2 kg/pc		5.24	6.55	Italy CFR	
		> 2		5.52	6.90		
Cuttlefish/Seiche/ Sepia <i>Sepia spp.</i>	Whole cleaned	< 1 pc/kg		5.44	6.80 *	Europe CIF	India
		1-2		5.44	6.80 *		
		2-4		5.60	7.00 *		
		5-7		5.60	7.00 *		
	Roe	10X2 kg block		4.96	6.20 *	CFR	
	Whole cleaned	< 1		5.60	7.00		
		1-2		5.60	7.00		
		3-5		5.44	6.80		
		5-7		5.44	6.80		
		10-20		3.04	3.80		
	20-40		2.96	3.70			
	Whole cleaned, 20% glaze	< 1 pc/kg		5.60	7.00 *	Germany CFR	Thailand
		1-2		5.52	6.90 *		
2-4			5.52	6.90 *			
Whole cleaned, 10% glaze IQF - bulk	< 1 pc/kg		5.52	6.90 *		India	
	1-2		5.52	6.90 *			
	8-12		4.96	6.20 *			
	13-20		4.08	5.10 *			
Whole - 10% glaze	> 1000		4.60	5.75 *	Spain CFR	France	
CRUSTACEANS						June 2012	
Whiteleg shrimp/ Crevette pattes blanches/Camarón patiblanco <i>Penaeus vannamei</i>	PD, tail-off, treated 100% net weight	26-30 pc/lb		8.41	10.50	Germany CFR	Indonesia
		31-40		8.01	10.00		
		41-50		7.28	9.10		
		51-60		7.00	8.75		
		61-70		6.56	8.20		
		71-90		6.12	7.65		
	Head-on - 15% glaze IQF	20-30		5.20	6.50	Belgium CFR	India
		30-40		4.80	6.00		
		40-50		4.48	5.60		
		50-60		4.24	5.30		
	Head-on, shell-on, 20% glaze semi-IQF	21-30 pc/lb		5.04	6.30 *	Germany CFR	
		31-40		4.32	5.40 *		
		41-50		3.96	4.95 *		
		51-60		3.80	4.75 *		
	Headless, shell-on, raw block, 10% glaze, real count	13-15 pc/lb		10.81	13.50		
		16-20		8.73	10.90		
21-25			7.28	9.10			
26-30			6.88	8.60			

Fish Species Trade Name	Product Form	Grading	Price per kg		Reference & Area	Origin
			As stated	EUR USD		
CRUSTACEANS (CONT.)						June 2012
Whiteleg shrimp/ Crevette pattes blanches/Camarón patiblanco (cont.) <i>Penaeus vannamei</i>	Peeled tail-on, IQF, 20% glaze	31-40 pc/lb	6.25	7.81 =	Spain CFR	India/Viet Nam
	Peeled deveined, IQF, 25% 20%	26-30 pc/lb	7.55	9.43 =		
		31-40	6.65	8.31 =		
		41-50	5.40	6.75 =		
	Peeled tail-on cooked, IQF,	31-40 pc/lb	7.25	9.06 =	Central America	
	Head-on, shell-on	30-40 pc/lb	6.40	7.99 =		
		40-50	5.30	6.62 =		
		50-60	4.73	5.91 =		
		60-70	4.38	5.47 =		
		70-80	4.23	5.28 +		
80-100		4.15	5.18 =			
100-120		3.85	4.81 =			
Head-on, shell-on	60-70 pc/kg 70-80 80-100 100-120 120-150	No quotations		Colombia for European main ports	Colombia	
Head-on, Shell-on	20-30 pc/kg 30-40 40-50 50-60 60-70 70-80	7.32 5.36 5.04 4.56 4.24 3.84	9.15 * 6.70 * 6.30 * 5.70 * 5.30 * 4.80 *	Ecuador fob EMP	Ecuador	
Argentine red shrimp/ Salicoque rouge/ d'Argentine/Camarón langostín argentino <i>Pleoticus Muelleri</i>	Whole, head-on, shell-on	> 10-20	10.10	12.62 +	Spain EXW	Argentina
		> 20-30	8.10	10.12 +		
		> 30-40	7.10	8.87 +		
		> 40-60	5.25	6.56 +		
		> 60-80	3.75	4.68 =		
Black tiger/Crevette tigrée/Camarón tigre <i>Penaeus monodon</i>	semi-IQF, head-on 20% glaze	2-4	16.01	20.00 -	Europe CFR	Bangladesh
		< 5	14.41	18.00 -		
		6-8	11.21	14.00 -		
		8-12	8.49	10.60 -		
		13-15	8.09	10.10 -		
		16-20	7.00	8.75 +		
		21-30	5.08	6.35 -		
		31-40	4.20	5.25 -		
	Headless, easy-peel, 20% glaze - IQF	6-8	10.97	13.70 =		
		8-12	8.97	11.20 +		
		26-30	5.20	6.50 *		
	Whole - semi-IQF 25% glaze	6-8	12.50	15.62 =	Spain CFR	Bangladesh
		8-12	9.30	11.62 =		
		13-15	8.00	9.99 =		
		16-20	6.50	8.12 =		
		21-30	5.70	7.12 =		
PD, raw, block, 10% glaze real count	21-25 pc/lb	9.61	12.00	Germany CFR	India	
	26-30	8.65	10.80			
	31-40	7.44	9.30			
	41-50	7.00	8.75			
Head-on, shell-on, semi-IQF 20% glaze	8-12 pc/lb	9.05	11.30 +	Bangladesh		
	13-15	8.57	10.70 +			
	16-20	6.32	7.90 -			
Headless, shell-on, semi-IQF 20% glaze	6-8 pc/lb	9.81	12.25 *			
	8-12	9.01	11.25 *			
	13-15	8.37	10.45 *			

Fish Species Trade Name	Product Form	Grading	Price per kg			Reference & Area	Origin
			As stated	EUR	USD		
CRUSTACEANS (CONT.)							June 2012
Jinga shrimp/ Crevette Jinga/ Camarón Jinga <i>Metapenaeus affinis</i>	Blanched PUD 15% glaze	20-40 pc/lb	5.60	7.00 *		Germany CFR	India
		40-60	5.04	6.30 *			
Kiddi shrimp/ Crevette Kidi/ Camarón Kidi <i>Parapenaeopsis stylifera</i>		60-80 pc/lb	4.40	5.50 *			
		80-120	4.24	5.30 *			
Giant river prawn/ Bouquet géante/ Langostino de río <i>Macrobrachium rosenbergii</i>	Freshwater - head-on, shell-on, wildcatch, IQF, 20% glaze, bulk	< 5 pc/lb 6-8 8-12 13-15 16-20 21-25	No quotations				
Norway lobster/ Langoustine/Cigala <i>Nephrops norvegicus</i>	Whole 4X1.5 kg	1-4 pc/kg 5-7 8-10 11-15 16-20 21-25 26-30	19.00	23.73 =		Spain DDP	Iceland
			16.80	20.99 =			
			15.80	19.74 +			
			11.30	14.12 =			
			9.00	11.24 +			
			8.00	9.99 =			
			6.50	8.12 *			
	Whole	3-5 pc/kg 6-8 8-10 11-15 16-20 21-30 31-40 40-60	19.50	24.36 *		CFR	Netherlands
			16.30	20.36 *			
			14.55	18.18 *			
			12.65	15.80 *			
			9.90	12.37 *			
			8.05	10.06 *			
			7.15	8.93 *			
			6.50	8.12 *			
European lobster/ Homard européen/ Bogavante <i>Homarus gammarus</i>	Live - bulk	400-600 gr/pc 600-800	16.50	20.61 -		France delivered to French vivier companies	Ireland
			16.50	20.61 -			
American lobster/ Homard américain/ Bogavante americano <i>Homarus americanus</i>	Frozen whole cooked popsicle	275-300 gr/pc 325-350-375-400 > 450	CAN 18.50	14.39	17.98 *	Europe CIF	Canada
			CAN 17.50	13.62	17.01 *		
			CAN 19.00	14.78	18.47 *		
Edible crab/Tourteau/ Buey de mar <i>Cancer pagurus</i>	Live	400-600 gr/pc 600-800	2.60	3.25 =		France delivered live to French vivier companies	Ireland
			2.60	3.25 =			
BIVALVES							June 2012
Oyster/Huitre/Ostra <i>Crassostrea gigas</i>	Live	No. 3	4.00	5.00 =		France prod. price	Ireland/France
Mussel/Moule/Mejillón <i>Mytilus edulis</i>	Live - Bottom mussel		No quotations			wholesale	France
			1.90	2.37 =			Netherlands
<i>Mytilus galloprovincialis</i>	Live - Rope	60-80 pc/kg	2.00	2.50 =			Spain
<i>Mytilus chilensis</i>	IQF - meat	200-300 pc/kg 300-500	2.16	2.70 *		CFR	Chile
			2.00	2.50 *			
Scallop/Coquille Saint- Jacques/Vieira <i>Zygochlamys patagonica</i>	IQF - shell-off	120-150 gr/pc	12.00	14.99 *		Europe DDP	Argentina
Razor shell/Couteau/ Navajas - Solenidae	IQF	12 cm	3.40	4.25 =		Spain CIF	Netherlands

Fish Species Trade Name	Product Form	Grading	Price per kg			Reference & Area	Origin	
			As stated	EUR	USD			
SALMON							June 2012	
Atlantic salmon/ Saumon de l'Atlantique/ Salmón del Atlántico <i>Salmo salar</i>	Fresh - gutted, head-on Superior quality	1-2 kg/pc		3.00	3.75 =	France DDP	Scotland	
		2-3		3.20	4.00 =			
		3-4		3.50	4.37 -			
		4-5		3.70	4.62 -			
		5-6		3.90	4.87 -			
		> 6		3.90	4.87 -			
	Fresh - gutted, head-on Superior quality	1-2 kg/pc		2.70	3.37 -		Greece DDP for Bulgarian mkt	Norway
		2-3		3.20	4.00 -			
		3-4		3.75	4.68 -			
4-5			4.00	5.00 =				
Fresh - head-on, gutted	4-8 kg/pc		4.50	5.62 *	Spain CFR	EU		
Pinksalmon Saumon rose/ Salmón rosado <i>Oncorhynchus gorbusha</i>	Bits and Pieces Blocks, no fatline, 13+ without chemicals			3.48	4.35 *			
TROUT							June 2012	
Trout/Truite/Trucha <i>Salmo</i> spp.	Whole fresh on ice	0.25-0.4 kg/pc	HUF 1332	4.49	5.60 =	Hungary EX-FARM	Hungary	
	Fillet - farmed	200-400 gr/pc		6.60	8.24 *	Italy ex-farm	Italy	
	Live - farmed	500-700 gr/pc		2.80	3.50 *			
Rainbow trout/ Truite arc-en-ciel/ Trucha arco iris <i>Oncorhynchus mykiss</i>	Live - farmed	250-400 gr/pc		2.80	3.50 *			
	Gutted			3.50	4.37 *			
FRESHWATER FISH							June 2012	
Barramundi/ Perche barramundi/ Perca gigante <i>Lates calcarifer</i>	Fresh - Whole - gutted, head-on	0.5-0.7 kg/pc		No quotations		Hungary EX-FARM	Hungary	
Nile perch/Perche du Nil/Perca del Nilo <i>Lates niloticus</i>	Fillet - IWP	200-500 gr/pc 400-600 500-1000		No quotations			Uganda/Kenya	
Panga <i>Pangasius</i> spp.	Fillet, IQF, white - 20% glaze	120-170-220		No quotations		Spain CFR	Viet Nam	
	Fillet, interleaved, white - 10% glaze, skinless, boneless, belly-off, treated	gr/pc						
	Fillet - thawed			3.15	3.93 -	Italy FCA CIF CPT FOB		
			3.01	3.76 -				
			3.22	4.02 *				
			3.00	3.75 =				
Nile tilapia/Tilapia du Nil/Tilapia del Nilo <i>Oreochromis niloticus</i>	Fillets, IQF, 20% glaze, skinless	3-5 oz/pc 5-7		No quotations		European main ports CFR	China	
North African catfish/ Poisson-chat nord-africain/Pez-gato <i>Clarias gariepinus</i>	Fresh - skinless, gutted headless	0.4-2Kg/pc	HUF 911	3.07	3.83 +	Hungary EX-FARM	Hungary	
	Fresh on ice - fillets, skinless		HUF 1402	4.72	5.90 +			
	Fresh on ice - slices		HUF 1051	3.54	4.42 *			

Fish Species Trade Name	Product Form	Grading	Price per kg			Reference & Area	Origin
			As stated	EUR	USD		
FRESHWATER FISH (cont.)							June 2012
Carp/Carpe/Carpa <i>Cyprinus</i> spp.	Live	1.2-5 kg/pc	HUF 630	2.12	2.65 +	Hungary EX-FARM	Hungary
	Fresh, whole, gutted, head-on	0.8-4.5 kg/pc	HUF 771	2.60	3.24 =		
	Fresh, whole, gutted, head-off	0.7-4.5 kg/pc	HUF 981	3.30	4.13 =		
	Fresh on ice - slices		HUF 1051	3.54	4.42 =		
	Fresh on ice - fillets		HUF 1191	4.01	5.01 =		
Bighead carp/Carpe à grosse tête/Carpa capezona <i>Aristichthys nobilis</i>	Fresh gutted, head-off	0.8-4.5 kg/pc	HUF 462	1.56	1.94 -		
	Fresh on ice - slices		HUF 701	2.36	2.95		
	Fresh on ice - fillets		HUF 771	2.60	3.24 =		
Grass carp/ Carpe herbivore/ Carpa china <i>Ctenopharyngodon idellus</i>	Fresh - whole, gutted, scaled head-off	0.8-2.5 kg/pc	HUF 1002	3.37	4.22 =		
	Fresh on ice - slices		HUF 1051	3.54	4.42		
Crucian Carp/ Carassin/Carpín <i>Carassius carassius</i>	Fresh - whole, gutted, scaled head-on	0.2-0.6 kg/pc	HUF 532	1.79	2.24		
Wels/Silure glane/Siluro <i>Silurus glanis</i>	Fresh - gutted, head-on	1.4-5 kg/pc	HUF 1612	5.43	6.78 *		
	Fresh - slices		HUF 1963	6.61	8.26 *		
	Fresh - fillets		HUF 2594	8.74	10.91 =		
NON-TRADITIONAL SPECIES							June 2012
Sturgeon/Esturgeon/ Esturione <i>Acipenseridae</i> <i>A.baeri</i>	Frozen - Whole	1.5-2 kg/pc		6.00	7.50 =	France CIF	France
	Gutted	5-7 kg/pc		6.00	7.50 =		
	Fillets	200-300 gr/pc		11.00	13.74 -		
		800-1000		11.00	13.74 -		
	Caviar (Aquitaine) metal boxes			1 200	1 499 -		
Blue shark/Peau bleue/ Tiburón azul <i>Prionace glauca</i>	H&G, skin-on	12-20 kg/pc		0.90	1.12	Spain FCA	Spain
		> 20		0.80	1.00		
Red Porgy/Pagre/Pargo <i>Pagrus pagrus</i>	Fresh - whole	1000-2000 gr/pc		16.30	20.36 -	Italy CPT	Portugal
Sand Steebras/Marbré Herrera <i>Lithognathus mormyrus</i>	Fresh - whole Mediterranean	300-500 gr/pc		9.84	12.29 +	FCA	Spain
White seabream/ Sar commun/Sargo <i>Diplodus sargus</i>	Fresh - whole	500-700 gr/pc		10.63	13.28 -		
Tub gurnard/Grondin perlon/Begel <i>Chelidonichthys lucerna</i>	Fresh - whole	1-2 kg/pc		15.00	18.74 +	CPT	Morocco
		500-1000		14.75	18.43 -		
Cinnabar goatfish/ Rouget-barbet cinnabare <i>Parupeneus heptacanthus</i>	Fillet - IQF	20-40 gr/pc		7.20	9.00 *	France CFR	Thailand
		40-80		8.41	10.50 *		
Red mullet/ Rouget de vase/ Salmonete de fango <i>Mullus barbatus</i>	Fresh - whole	I		4.37	5.46 +	Italy CPT	Croatia
		II		3.79	4.73 +		
Surmullet/ Rouget de roche/ Salmonete de roca <i>Mullus surmuletus</i>	Fresh - whole	100-200 gr/pc		4.60	5.75 -	CIF	
		200-300		5.90	7.37 +		
		100-200 gr/pc		8.57	10.71 -	FCA	France

Fish Species Trade Name	Product Form	Grading	Price per kg		Reference & Area	Origin
			As stated	EUR USD		
SEABASS/SEABREAM/MEAGRE						June 2012
Seabass/Bar, Loup/Lubina <i>Dicentrarchus labrax</i>	Fresh - whole farmed	200-300 gr/pc	4.35	5.43 +	Greece FOB	Greece
		300-450	6.15	7.68 +		
		400-600	6.45	8.06 -		
		600-800	6.85	8.56 -		
		800-1000	7.75	9.68 +		
		> 1000	9.00	11.24 +		
		200-300 gr/pc	4.55	5.68 +	Italy CIF	
		300-450	6.35	7.93 +		
		450-600	6.65	8.31 -		
		600-800	7.05	8.81 -		
		800-1000	7.95	9.93 +		
		> 1000	9.20	11.49 +		
		200-300 gr/pc	4.60	5.75 +	France CIF	
		300-450	6.40	7.99 +		
450-600	6.70	8.37 -				
600-800	7.10	8.87 -				
800-1000	8.00	9.99 +				
> 1000	9.25	11.56 +				
200-300 gr/pc	4.59	5.73 +	Spain CIF			
300-450	6.39	7.98 +				
450-600	6.69	8.36 -				
600-800	7.09	8.86 -				
800-1000	7.99	9.98 +				
> 1000	9.24	11.54 +				
200-300 gr/pc	4.62	5.77 +	Germany CIF			
300-450	6.42	8.02 +				
450-600	6.72	8.39 -				
600-800	7.12	8.89 -				
800-1000	8.02	10.02 +				
> 1000	9.27	11.58 +				
200-300 gr/pc	4.60	5.75 +	Portugal CIF			
300-450	6.40	7.99 +				
450-600	6.70	8.37 -				
600-800	7.10	8.87 -				
800-1000	8.00	9.99 +				
> 1000	9.25	11.56 +				
200-300 gr/pc	4.78	5.97 +	UK CIF	Greece		
300-450	6.58	8.22 +				
450-600	6.88	8.59 -				
600-800	7.28	9.09 -				
800-1000	8.18	10.22 +				
> 1000	9.43	11.78 +				
200-300 gr/pc	4.25	5.31 *	Greece EXW for Bulgarian mkt			
300-400	6.20	7.75 *				
400-600	6.40	7.99 *				
600-800	6.95	8.68 *				
800-1000	8.90	11.12 *				
> 1000	9.90	12.37 *				

Fish Species Trade Name	Product Form	Grading	Price per kg		Reference & Area	Origin
			As stated	EUR USD		
SEABASS/SEABREAM/MEAGRE (CONT.)						June 2012
Seabass/Bar, Loup/Lubina <i>Dicentrarchus labrax</i>	Fresh - whole farmed	300-400 gr/pc	No quotations		Spain FOB	Spain
		400-600 600-800				
	Fresh - whole - wild Mediterranean	1000-2000 > 2000	13.00	16.24 -	Italy CPT	Egypt
	Fresh - whole - wild Atlantic	500-1000 gr/pc	12.80	15.99 +	FCA	Netherlands
Gilthead seabream/ Dorade royale/Dorada <i>Sparus aurata</i>	Fresh - whole farmed	200-300 gr/pc	3.85	4.81 -	Greece FOB	Greece
		300-450	4.15	5.18 -		
		450-600	4.30	5.37 -		
		600-800	5.55	6.93 -		
		800-1000	8.50	10.62 -		
		> 1000	9.35	11.68 -		
		200-300 gr/pc	4.05	5.06 -	Italy CIF	
		300-450	4.35	5.43 -		
		450-600	4.50	5.62 -		
		600-800	5.75	7.18 -		
		800-1000	8.70	10.87 -		
		> 1000	9.55	11.93 -		
		200-300 gr/pc	4.10	5.12 -	France CIF	
		300-450	4.40	5.50 -		
		450-600	4.55	5.68 -		
		600-800	5.80	7.25 -		
		800-1000	8.75	10.93 -		
		> 1000	9.60	11.99 -		
		200-300 gr/pc	4.09	5.11 -	Spain CIF	
		300-450	4.39	5.48 -		
450-600	4.54	5.67 -				
600-800	5.79	7.23 -				
800-1000	8.74	10.92 -				
> 1000	9.59	11.98 -				
200-300 gr/pc	4.12	5.15 -	Germany CIF			
300-450	4.42	5.52 -				
450-600	4.57	5.71 -				
600-800	5.82	7.27 -				
800-1000	8.77	10.96 -				
> 1000	9.62	12.02 -				
200-300 gr/pc	4.10	5.12 -	Portugal CIF	Greece		
300-450	4.40	5.50 -				
450-600	4.55	5.68 -				
600-800	5.80	7.25 -				
800-1000	8.75	10.93 -				
> 1000	9.60	11.99 -				
200-300 gr/pc	4.28	5.35 -	UK CIF			
300-450	4.58	5.72 -				
450-600	4.73	5.91 -				
600-800	5.98	7.47 -				
800-1000	8.93	11.16 -				
> 1000	9.78	12.22 -				

Fish Species Trade Name	Product Form	Grading	Price per kg		Reference & Area	Origin
			As stated	EUR USD		
SEABASS/SEABREAM/MEAGRE (CONT.)						June 2012
Gilthead seabream/ Dorade royale/Dorada <i>Sparus aurata</i>	Fresh - whole farmed	200-300	3.85	4.81 *	Greece EXW for Bulgarian mkt	Greece
		300-400	4.30	5.37 *		
		400-600	4.60	5.75 *		
		600-800	7.00	8.74 *		
		800-1000	10.10	12.62 *		
		> 1000	11.10	13.87 *		
		200-300 gr/pc 300-400	No quotations		Spain FOB	Spain
	Fresh - whole - wild Atlantic Mediterranean	800-1000 gr/pc	16.27	20.32 +	Italy CPT FCA	Morocco
		1000-2000	16.00	19.99 +		
		> 2000	15.00	18.74 +		
300-400 gr/pc		12.92	16.14 +	Spain		
1000-2000		19.66	24.56 -			
> 2000		17.88	22.34 -			
Meagre/Maigre Commun Corvina <i>Argyrosomus regius</i>	Whole - farmed	2-3 kg/pc	6.80	8.49 -	CIF	Greece
		0.8-1 kg/pc	8.50	10.62 +		
		1-2	8.50	10.62 =	CPT	Egypt
		2-4	9.00	11.24 +		

The **European Fish Price Report** is a monthly GLOBEFISH publication,
prepared by Karine Boisset, Hilary Cochrane, José Estors Carballo and Audun Lem.

It can be ordered from the **FISH INFONetwork**:

FAO GLOBEFISH (Network coordinator) Viale delle Terme di Caracalla 00153 Rome - Italy Tel: (39) 06 5705188 Fax: (39) 06 57053020 E-mail: globefish@fao.org Web site: www.globefish.org	INFOPESCA (Latin America) Julio Herrera y Obes 1296 11200 Montevideo - Uruguay Tel: (598) 2 9028701 Fax: (598) 2 9030501 E-mail: infopesca@infopesca.org Web site: www.infopesca.org	EUROFISH (Central and Eastern Europe) H.C. Andersens Blvd 44-46 1553 Copenhagen - Denmark Tel: (45) 33377755 Fax: (45) 33377756 E-mail: info@eurofish.dk Web site: www.eurofish.dk	INFOFISH (Asia/Pacific) Level 2, Menara Olympia 8 Jalan Raja Chulan 50200 Kuala Lumpur - Malaysia Tel: (603) 2078 3466 Fax: (603) 2078 6804 E-mail: info@infofish.org Web site: www.infofish.org
INFOPECHE (Africa) Tour C, 19 ^{ème} étage, Cité Administrative Abidjan 01 - Côte d'Ivoire Tel: (225) 20228980 Fax: (225) 20218054 E-mail: infopeche@aviso.ci Web site: www.infopeche.org	INFOYU (China) Room 514, Nongfeng Building No. 96 East Third Ring Road Chaoyang District Beijing 100122 - P.R. China Tel: (86-10) 59199614 Fax: (86-10) 59199614 E-mail: infoyu@agri.gov.cn Web site: www.infoyu.net	INFOSAMAK (Arab Region) 71 blvd Rahal El Meskini Casablanca 20 000 - Morocco Tel: (212) 522540856 Fax: (212) 522540855 E-mail: infosamak@infosamak.org Web site: www.infosamak.org	INFOSA - sub-office INFOPECHE (Southern Africa) 89, John Meinert Street- West Windhoek -Namibia Tel: (264) 61279430 Fax: (264) 61279434 E-mail:infosa@infosa.org.na Web site: www.infosa.org.na

PRICE REFERENCE (INCOTERMS 2010)

EXW	ex works
FCA	free carrier
FAS	free alongside ship
FOB	free on board
CFR	cost and freight
CIF	cost, insurance and freight
CPT	carriage paid to
CIP	carriage and insurance paid to
DDP	delivered duty paid
DAT (new)	delivered at terminal
DAP (new)	delivered at place
(DAF, DES, DEQ and DDU have been cancelled)	

PRODUCT FORM

IQF	individually quick frozen
IWP	individually wrapped pack
PBI	pinbone in
PBO	pinbone off
C&P	cooked and peeled
H&G	headed and gutted
FAS	frozen at sea
PD	peeled and deveined
PUD	peeled, undeveined

SYMBOLS

+	Price increased in original currency since last report
-	Price decreased in original currency since last report
=	Updated but unchanged price
*	New insertion
	Not updated since last issue

CURRENCY RATES

		USD	EUR
Canada	CAD	1.03	1.29
Hungary	HUF	237.69	296.92
Norway	NOK	6.04	7.55
Switzerland	CHF	0.96	1.20
UK	GBP	0.64	0.80
USA	USD	-	1.25
EU	EUR	0.80	-
Japan	JPY	79.57	99.40
South Africa	ZAR	8.43	10.53
Denmark	DKK	5.95	7.43

Source: Federal Reserve Bank of New York 12/06/12

GLOBEFISH Market Reports
are available from the GLOBEFISH web site: www.globefish.org

Shrimp
Tuna
Salmon
Groundfish
Cephalopods
Fish Oil and Fishmeal
Small Pelagics
Bivalves
Freshwater
Seabass and Seabream



GLOBEFISH

Food and Agriculture Organization of the United Nations
Fish Products and Industry Division
Viale delle Terme di Caracalla
00153 Rome, Italy
Tel: +3906 570 53288
Fax: +3906 570 53020
www.globefish.org