

EUROPEAN PRICE REPORT

**Issue 11/2011
November 2011**

*The **European Fish Price Report**, based on information supplied by industry correspondents, aims to provide guidance on broad price trends. Price information is indicative and should be used only for forecasting medium- and long-term trends. FAO is not responsible for any errors or omissions.*

INDEX FOR PRICES

Groundfish	7
Flatfish	7
Tuna	8
Small Pelagics	8
Cephalopods	9
Crustaceans	10
Bivalves	11
Salmon	11
Trout	12
Freshwater fish	12
Non Traditional Species	13
Seabass-Seabream-Meagre	13

LATEST TRENDS

The China Fisheries and Seafood Expo took place in Qingdao in early November hosting over 750 exhibitors from 35 different countries, with many companies from China. This exhibition has become the second largest seafood exhibition in the world and an important place for exporters, traders, importers and distributors to meet. This is not surprising as China is by far the world's largest fish producer, processor and exporter. With time China has become also an important importer, both of raw material for its processing industry but increasingly for its rising domestic middle class, which is keen to try out new products using imported, foreign species.

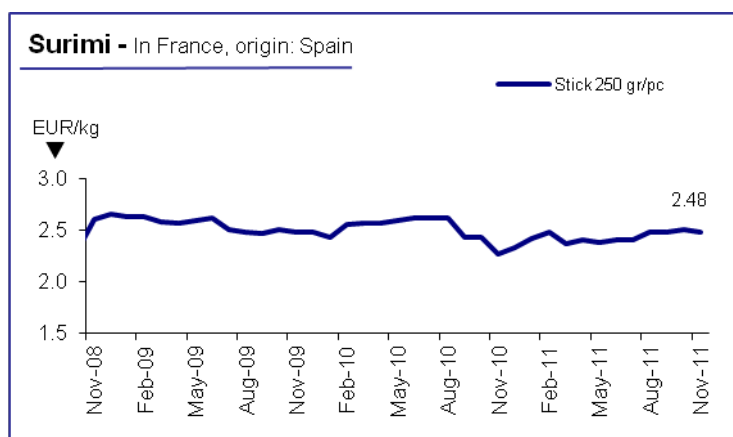
In a seminar during the exhibition, the debate focused on labelling and sustainability in the Chinese market. Despite some recent introductions of eco-labelled products, especially by international retail chains operating in China, the focus of consumers remains squarely on food safety as the overall priority, then price and only third the issue of sustainability.

Although the general sentiment was positive with Chinese production and trade figures setting new records, there are also some clouds on the horizon. Costs are certainly rising with wages up 35% this year, with increasing difficulties for processors to attract enough labour. The cost of energy and water is also increasing. In addition, the appreciation of the Chinese currency is further squeezing margins for processors and exporters. In the longer term, these same factors will make it harder for China to reach its ambitious goals of further increases in aquaculture production, especially as the availability of land and water for aquaculture is decreasing because of urban development. This is likely to indicate higher prices of Chinese products in world markets in the future.



GROUND FISH

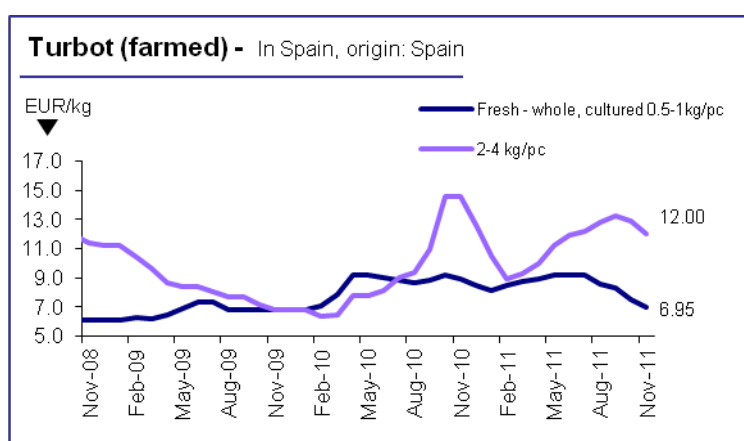
Norway reached a new export record of cod and cod products in October. Sales of codfish, including dried, salted and stockfish totalled EUR 157 million, which represents a 4% increase compared with the same period last year. China is Norway's biggest single importer of white fish, with a total import value of EUR 18 million during October. Cod aquaculture industry exports totalled EUR 3.4 million in value, which represents a 43% drop, although the average price per kilo was up.



Namibia shut down its hake industry during October to allow fish stocks to breed or spawn. The measure is taken to ensure that stocks recover and maintain sustainable levels. Even processing factories are closed.

The NMFS has proposed revising the acceptable biological catch (ABC) of the Eastern Bering Sea Alaska pollock stock down to 1.08 million tonnes, which represents a 14% drop compared with this year's ABC of 1.27 million tonnes. NMFS had expected the pollock biomass to grow in 2012 and had anticipated that a total allowable catch of 1.6 million tonnes for 2012 would be possible. However, recent surveys showed that the biomass of pollock has gone down since 2010, and current estimates of young pollock in the region remain uncertain.

FLATFISH



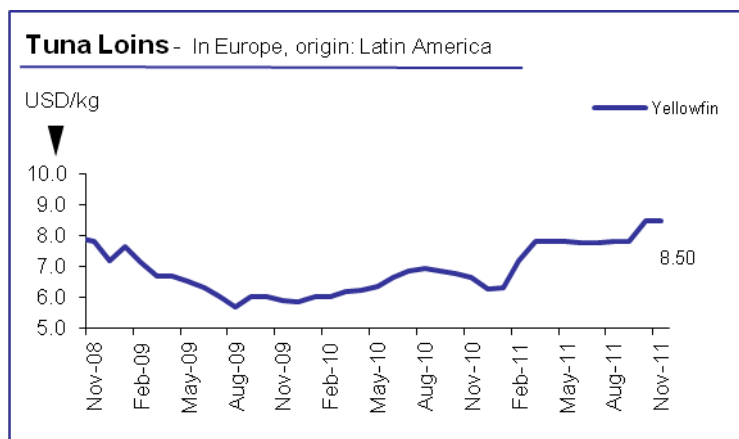
Low demand and a large quantity of small sized turbot (below 1.5 kg) in the farms are causing prices to drop. This trend negatively affects large sized turbot as well because the price difference is too marked. The trend is likely to continue throughout November.

TUNA

One of the leading tuna canneries in Thailand announced the closure of their tuna processing plants in advance of expected flooding. This two week closure will remove a significant volume of potential production from the market and will delay fulfilment

of existing contracts. This difficult and unwelcome situation could benefit processors in other parts of the world.

The impact on the tuna raw material prices of the flooding in Thailand remains to be seen. Global demand for canned tuna is not expected to be adversely affected. Demand for canned tuna from Ecuador and other sources may increase as buyers who are facing delays in shipments from Thai producers look elsewhere.



Although catches are good in Ecuador after the ban, the price of skipjack remained firm at USD 1 950/tonne.

The 2nd 2011 closure of the tuna fishery by the Inter American Tropical Tuna Commission (IATTC) commences on 18 November, which will tie up approximately half of the IATTC tuna purse seiner fleet until 18 January 2012. The other half of the fleet observed a closure from 28 July to 28 September.

The Republic of Nauru also announced the closure of its EEZ in the Western and Central Pacific to foreign fishing fleets from 7 November, as the allocation of fishing days as managed by the Parties to the Nauru Agreement (PNA) has been exhausted.

The tuna catch in the Atlantic and Indian Oceans continued to be poor but with prices remaining stable at about EUR 1 100/tonne, and yellowfin 10kg/up at about EUR 1 950/tonne in both Abidjan and the Seychelles.

The cooked loin market remained firm with the major Spanish buyers unable to source significant quantities of attractively priced skipjack loins from Thailand for importation under the 6% import duty quota. In recent years the price of raw material in Bangkok has dipped in the 4th quarter in time for buyers to take advantage of reduced pricing for large purchases of cooked loins against the 6% duty quota. This year the price has not fallen enough to induce purchases from the major buyers. Consequently, the quota is not expected to be filled until well beyond January.

SMALL PELAGICS

Landings of mackerel in Norway remained stable although fish size was smaller than other years. Domestic sales prices for Norwegian mackerel were around 10% higher than in 2010 because of good demand from abroad. Spawning herring catches reached 18 662 tonnes during the second week of November. There are still 110 403 tonnes left to catch from the Norwegian 586 197 tonne herring quota.

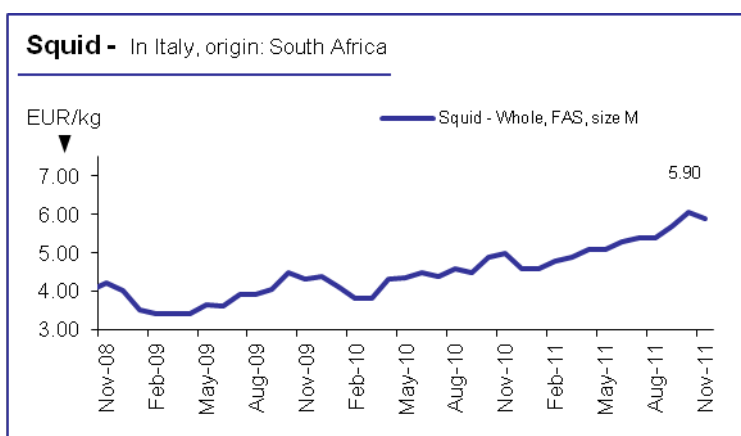
In Spain, all the stock of mackerel (*Scomber scombrus*) had been sold by early November. Prices dropped last month as processors feared they would not sell the remaining stock.

Prices of horse mackerel landed in Northern Europe increased as inventories in importing countries were low. The fishing season for horse mackerel started in early September.

The second anchovy fishing season in Peru starts on 23 November, with a quota of 2.5 million tonnes. There are still 127 000 tonnes left to catch from the current 400 000 tonnes quota in the south, but fishing activities have not been reported yet as the fish is located within restricted areas. Fishing is only allowed outside 5 miles from shore.

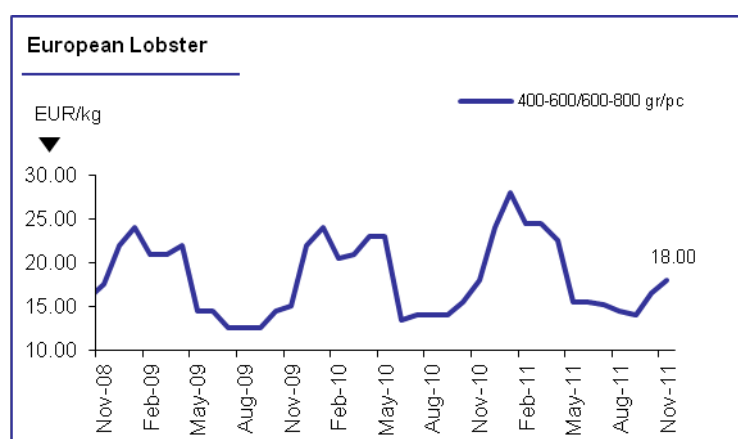
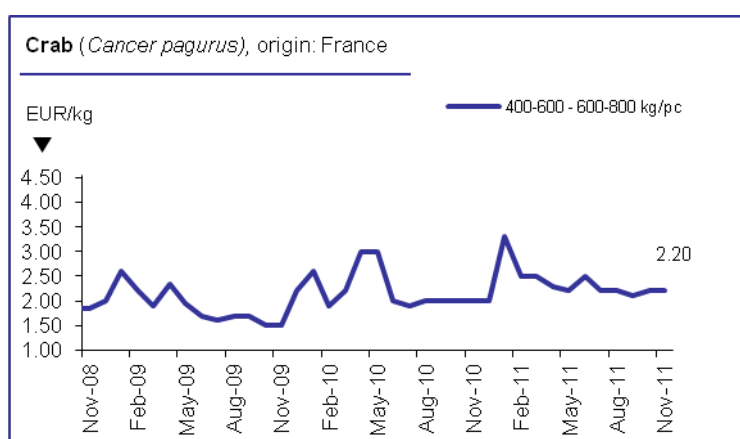
Fishing of capelin in Iceland has been affected by heavy weather conditions. Total catches so far are 1 502 tonnes since the season started on 1 October. Catches of spring spawning herring reached 5 709 tonnes in early November, making a total of 136 993 tonnes out of the 148 750 tonne quota. Catches of Icelandic herring were 7 984 tonnes, with the total quota at 46 483 tonnes.

CEPHALOPODS



The squid fishing season will start in South Africa again on 23 November. Last season catches were poor but fishermen are hoping for a good start this time. However, despite stock shortage, the European market is showing resistance to price increases. The South African currency is slightly weaker than two or three months ago, easing the situation for exporters.

CRUSTACEANS



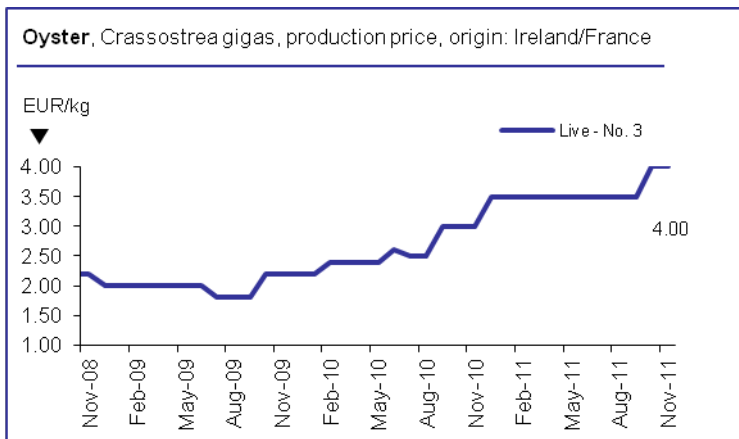
Prices of crab and lobster are increasing as the Christmas season approaches. Demand for new season crab is rising as buyers seek to increase their stocks.

The price of langoustine tails on the market has increased considerably because of poor availability. Prices are up 50% compared with earlier in 2011.

Shrimp

Viet Nam shrimp exports during the first nine months of the year increased by around 18.5% compared with the same period in 2010. Exports to the main countries of Japan, USA and the EU declined overall compared with the same period last year but exports to China increased considerably.

BIVALVES

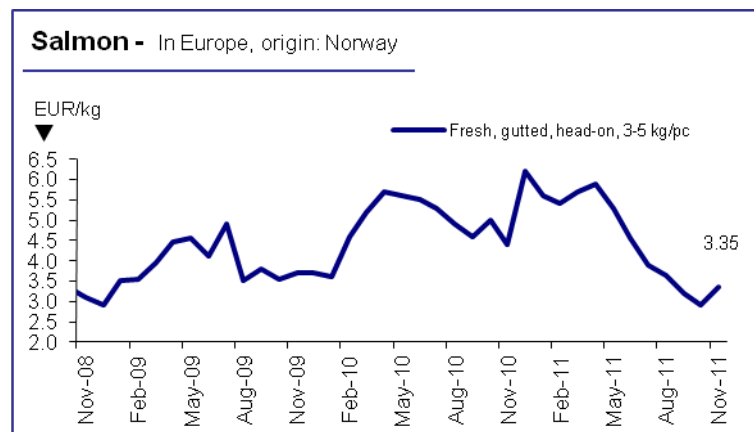


In France, French bouchot, Mediterranean rope and Dutch mussels are now well represented in the market, although Bouchot production is reported to be poor and with slow growth in many regions. Oyster prices are expected to rise by around 15% to 30% because of supply shortages.

SALMON

The market for Atlantic salmon has finally turned with prices now increasing after the record low levels experienced over the last few months. And what is even more important, the sentiment has also improved with farmers starting to breathe a sigh of relief. Prices remain low, however, and the market can still not be considered to have found a new stable level.

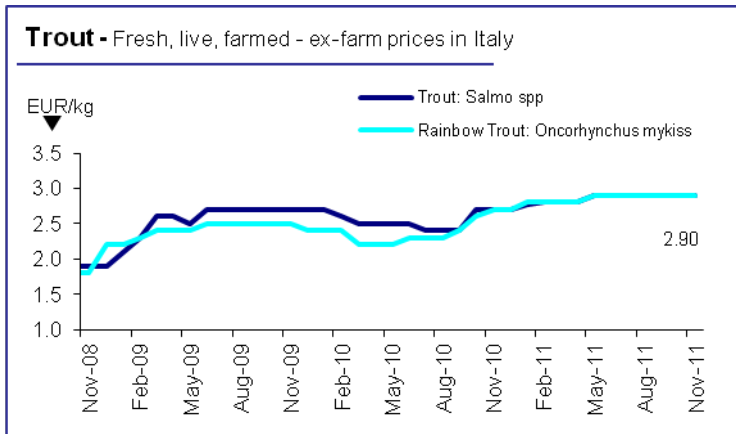
Norway's exporters continue to have problems in both the US and Chinese markets, the first because of the comeback of Chile and the second because of difficulties with import procedures for Norwegian salmon leading to unacceptably long clearing times.



Overall, during the first 10 months of 2011, Norwegian shipments rose 4% from last year to 766 000 tonnes (round weight equivalents). The value declined 3.4% as a result of lower average prices per kilo. The EU market takes two thirds of the total and volumes rose slightly in 2011. Demand in the Russian market has also been good, but the biggest growth was registered for Viet Nam, whose imports went from 5 600 tonnes during the first 10 months of 2010 to 15 100 tonnes this year.

2012 will be a tough year with more supplies from Chile coming to market. At the same time, a slow-down in the world economy will also dampen growth in overall salmon demand.

TROUT



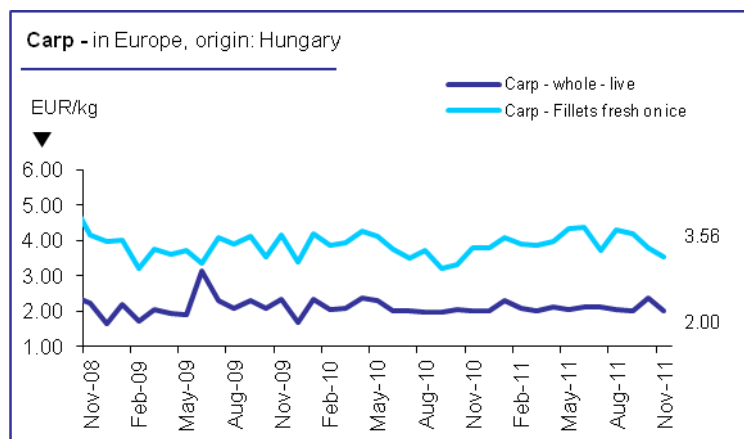
The demand and production of trout in Italy remains stable. Prices are also stable but a slight drop of prices may be expected in the coming months.

Norway's trout exports continue to fall, dropping to 33 900 tonnes at the end of October, although shipments to the EU were up slightly (to 4 700 tonnes this year). Russia remains the major market with Japan, China and

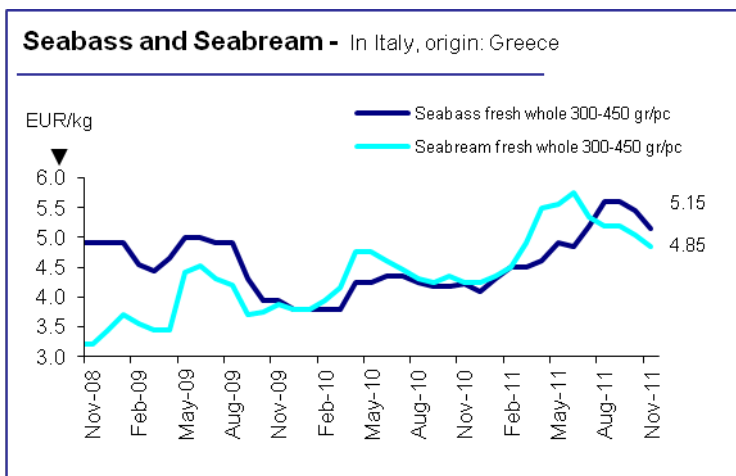
various Eastern European destinations as the other important destinations. Prices have been much weaker this year, in tandem with the decline in salmon prices.

FRESHWATER FISH

Importers in Europe are looking for supplies for the Christmas season, but reduced supply of pangasius forced Vietnamese exporters to turn down orders. The reason for the current supply shortage is that many farmers stopped farming earlier in the season to avoid losses because prices at that time were very low and feed costs were high, so that farmers could not make any profit.



SEABASS/SEABREAM



The market for bass and bream is rather quiet for the moment. November is usually a slow month for these species and prices have been softening somewhat during November. Prices are expected to increase next month with the large demand boost coming from the run-up to Christmas.

Fish Species Trade Name	Product Form	Grading	Price per kg			Reference & Area	Origin	
			As stated	EUR	USD			
GROUND FISH							November 2011	
Cod/Cabillaud, Morue/ Bacalao <i>Gadus morhua</i>	Fresh gutted		1.43	1.93	-	Poland fob	Baltic Sea	
	Fillets, skinless, boneless, blockfrozen	16.5 lb	5.10	6.90		Germany dap	Barents Sea	
	Fresh - fillet	100-200 gr/pc	6.68	9.04		Italy cpt	Denmark	
		200-400	7.90	10.69				
		100-200 gr/pc	6.69	9.05	+			fca
		200-400	8.18	11.07	+			
	100-200 gr/pc	6.43	8.70	-		France		
	100-200 gr/pc	7.08	9.58	+		Netherlands		
Fresh - Whole	1-2 kg/pc	6.16	8.34	+	fca	Denmark		
	2-4	6.70	9.07	+				
Fresh - gutted, headless cultured	2-3 kg/pc	6.10	8.25	+	fob	Norway		
Salted fillet	400-700 gr/pc	9.90	13.40	=	fob	Italy		
Hake/Merlu/Merluza <i>Merluccius capensis</i>	Skin-on fillets, plate land-frozen	4-6 oz/pc	3.25	4.40		ddp	Namibia	
		6-8	3.35	4.53				
		8-12	3.45	4.67				
<i>Merluccius productus</i>	Fillet, regular, skinned, PBO	16.5 lb	2.29	3.10	Germany cfr	USA		
Alaska pollack/Lieu de l'Alaska/Colin de Alaska <i>Theragra chalcogramma</i>	Fillet block, skinless, boneless	16.5 lb	2.40	3.25	dap	Russia		
		6-8	2.29	3.10				
		8-12	2.29	3.10				
	Fillet, skinless, PBI, blockfrozen		2.11	2.85		USA		
	Fillet block, skinless, PBO	6-8 oz/pc	2.22	3.00	*	cfr	Spain	
Full fillet		3.05	4.13	+	France cfr	China		
Surimi (Alaska pollack)	Stick - grade A	250 gr/pc	2.48	3.36	-		Spain	
Saithe/Lieu noir/ Carbonero (Pollock, Coley) <i>Pollachius virens</i>	Frozen - block, fillet, skinless, boneless	16.5 lb	3.80	5.14		Europe dap	Norway	
Monkfish/Baudroie/ Rape <i>Lophius spp.</i>	Tails, skin-off, IWP	100-250 gr/pc	7.00	9.47		Spain ddp	Namibia	
		250-500	9.25	12.52				
		500-1000	10.00	13.53				
		> 1000	12.00	16.24				
	IQF, skinless, PBO	40-80 gr/pc	3.75	5.07	+	Europe ddp	China	
	Fresh - Tail	0.3-0.5 kg/pc	9.80	13.26	+	Italy fca	Netherlands	
		0.5-1	11.95	16.17	+			
		1-2	12.42	16.81	+			UK
> 2		11.96	16.18	+				
Fresh - whole	0.6-0.7	5.90	7.98	+	fca	Croatia		
		9.20	12.45	-				
	0.5-1	6.16	8.34				cpt	France
1-2	6.24	8.44						
Haddock/Eglefin/Eglofino <i>Melanogrammus aeglefinus</i>	Fillet, skinless, boneless blockfrozen	16.5 lb	4.60	6.22		Germany ddp	Barents Sea	
	H&G	3-4 kg/pc	DKK 15.75	2.12	2.86	Norway fca	Denmark	
FLAT FISH							November 2011	
Turbot/Rodaballo <i>Psetta maxima</i>	Fresh - whole cultured	0.5-1 kg/pc	6.95	9.40	-	Spain cif	Spain	
		1-2	7.90	10.69	-			
		2-3	12.00	16.24	-			
		3-4	17.40	23.55	-			
	Fresh - whole	0.8-1 kg/pc	5.94	8.04	-	Italy fca		
		1.5-2	7.15	9.68	-			
	1-1.5	5.89	7.97	-				
	2-2.5	10.22	13.83	-				

Fish Species Trade Name	Product Form	Grading	Price per kg		Reference & Area	Origin	
			As stated	EUR USD			
FLATFISH (cont.)						November 2011	
Turbot/Rodaballo <i>Psetta maxima</i>	Fresh - whole	0.5-1 kg/pc 0.7-1 2-3	8.37 9.91 13.00	11.33 - 13.41 - 17.59 -	Italy fca	Netherlands	
Sole/Sole/ Lenguado <i>Solea vulgaris</i>	Fresh - whole	No. 1	11.94 14.90	16.16 - 20.16 =	fob cif fca	Croatia	
		No. 3	12.11	16.39 -		France	
		No. 4	11.04	14.94 +			
		No. 5	8.90	12.04 +			
		Fresh - Gutted	No. 2 No. 3 No. 4 No. 5	20.14 15.80 11.50 7.80		27.25 - 21.38 + 15.56 = 10.55 -	Netherlands
	30% glaze	No.2 No.3 No.4 No.5	12.45 8.39 7.13 5.94	16.85 * 11.35 * 9.65 * 8.04 *			
		Fresh - fillet		8.36	11.31 +	cif	Senegal
		European Flounder/ Flet d'Europe/ Platija europea <i>Platichthys flesus</i>	Fresh whole	very small	0.39	0.53	Poland dap
		Fesh - whole		1.46	1.98	Italy fca fca	Denmark Netherlands
				1.66	2.25		
TUNAS/BILLFISHES						November 2011	
Tuna/Thon/Atún <i>Thunnus spp.</i>	Yellowfin - cooked & cleaned loins - vacuum packed	double cleaned	6.28	8.50 =	Italy ddp	Mauritius Kenya	
	Skipjack - cooked & cleaned loins - vacuum packed		4.43	6.00 -		Solomon Is.	
	Skipjack - cooked & cleaned loins - vacuum packed		4.06	5.50		Thailand	
	Yellowfin - whole	> 10 kg/pc < 10	1.95 1.55	2.64 + 2.10 -	Spain cif cfr ddp cfr	Atlantic Ocean Seychelles Kenya Atlantic Ocean Eastern Pacific	
	Skipjack - whole	> 1.8 kg/pc	1.10	1.49 -			
	Yellowfin - whole	> 20 kg/pc	1.90	2.57 -			
	Skipjack - cooked & cleaned loins - vacuum packed	single ceaning	4.10	5.55 *			
	Bigeye - whole	> 10 kg/pc	1.60	2.17 =			
	Bigeye - frozen loins		4.40	5.95 -			
	Yellowfin - frozen loins		5.10	6.90 +			
	Skipjack - frozen loins		4.30	5.82 +			
	Skipjack - pre-cooked loins		5.70	7.71 =			
	Yellowfin - pre-cooked loins	single cleaning double cleaning	6.00 6.20	8.12 = 8.39 =			Ecuador fob (for European mkt)
Swordfish/Espadon/ Pez espada <i>Xiphias gladius</i>	Seafrozen	20-30 kg/pc	6.85	9.27	Spain fob	Spain	
		30-50-70	7.10	9.61			
		70-100	7.10	9.61			
SMALL PELAGICS						November 2011	
Mackerel/Maquereau/ Caballa <i>Scomber scombrus</i>		300-500 gr/pc 200-400	1.40 1.40	1.89 1.89 +	Spain fca	Spain	
	Fresh - fillet		3.50	4.74	Italy fca	France	
	Fresh - whole		2.02 2.41	2.73 + 3.26 +	fca cpt		
			2.74	3.71	fca	Norway	

Fish Species Trade Name	Product Form	Grading	Price per kg		Reference & Area	Origin
			As stated	EUR USD		
SMALL PELAGICS (cont.)						November 2011
Herring/Hareng/Arenque <i>Clupeidae</i>	Flap, skin on	5-8 6-8	No quotations		Italy cpt	Faeroe Is. Norway
	Fresh - whole	70-100 gr/pc	0.34	0.46 -	Poland fob	Baltic
Sprat/Sprat/Espadin <i>Sprattus sprattus</i>			0.15	0.20 +		
Sardine/Sardine/Sardina <i>Sardina pilchardus</i>	Fresh -whole		1.05	1.42 -	Italy fca	France
			1.00	1.35 -	fob	
			1.28	1.73 -	fob	Croatia
			1.27	1.72 +	cpt	
	Fresh - headless, gutted		1.28	1.73 +	cif	
			5.40	7.31 =	fob	Italy
CEPHALOPODS						November 2011
Squid/Encornet/Calamar <i>Loligo spp.</i>	Frozen - whole	S (< 18 cm)	5.70	7.71 -	Germany cif	South Africa
		M (18-25)	5.90	7.98 -		
		L (25-30)	6.10	8.25 -		
<i>Todarodes pacificus</i>	Tubes, cleaned, tip on wingless, 100% net weight	< 5	No quotations			China
<i>Loligo vulgaris</i>		< 7 < 10				
	Whole	< 100	5.77	7.81 +	Italy cif	UK
		100-300	8.16	11.04 +		
Dosidicus gigas (giant squid)	Fillet	A	No quotations		Peru fob	Peru
	Tentacles					
	Wings					
Octopus/Poulpe/Pulpo <i>Octopus vulgaris</i>	Frozen - whole	T1	9.00	12.18 =	Spain wholesale	Morocco
		T2	8.00	10.83 =		
		T3	7.00	9.47 =		
		T4	6.50	8.80 =		
		T5	6.00	8.12 =		
		T6	5.00	6.77 =		
		T7	4.00	5.41 =		
		T8	3.80	5.14 =		
		T9	3.60	4.87 =		
	Cleaned block	100-200 gr/pc 200-500	3.50	4.74	Europe cif	India
Giant - flower type	1-2 kg/pc	5.17	7.00	Italy cfr	Indonesia	
	> 2	5.54	7.50			
Giant - block frozen	1-1.5	4.29	5.80			
	> 1.5	5.03	6.80			
Cuttlefish/Seiche/Sepia <i>Sepia spp.</i>	Whole cleaned - IQF 10% glaze	< 5 kg/pc	7.46	10.10	Germany cfr	Indonesia
		< 10	6.72	9.10		
	IQF, 80% net weight	1-2 pc/kg	6.85	9.27 *		
		2-4	6.90	9.34 *		
		5-7	6.90	9.34 *		
	8-12	5.90	7.98 *			
<i>Sepia pharaonis</i>	Whole cleaned, 20% glaze	13-20	5.20	7.04	Europe cif	India
		20-40	4.30	5.82		

Fish Species Trade Name	Product Form	Grading	Price per kg		Reference & Area	Origin
			As stated	EUR USD		
CRUSTACEANS						November 2011
Warmwater shrimp/ Crevette d'eau chaude/ Langostino, Gamba <i>Metapenaeus Dobsoni</i>	PUD	100-200 200-300 300-500 500-800	No quotations		France cif	India
Whiteleg shrimp/ Crevette pattes blanches/Camarón patiblanco <i>Penaeus vannamei</i>	PD tail off, natural, no chemical IQF, 100% net weight	21-25 pc/lb	9.02	12.21	Belgium cfr	Indonesia
		26-30	8.37	11.33		
		31-40	7.91	10.70		
		41-50	7.57	10.25		
		51-60	6.61	8.95		
	Head-on, net weight	21-25 pc/lb	7.24	9.80	Europe cfr	India
		26-30	5.99	8.10		
		30-40	5.10	6.90		
		41-50	4.58	6.20		
	Headless block	12-20 pc/lb	8.42	11.40 *		
		21-25	7.17	9.70 *		
		26-30	6.80	9.20 *		
31-40		6.06	8.20 *			
Head-on, shell-on	40-50 pc/kg	4.36	5.90	Colombia for European main ports	Colombia	
	50-60	3.99	5.40			
	60-70	3.77	5.10			
	70-80	3.62	4.90			
	80-100	3.51	4.75			
Black tiger/Crevette tigrée/Camarón tigre <i>Penaeus monodon</i>	semi-IQF, head-on 20% glaze	8-12	8.13	11.00 -	Europe cfr	Bangladesh
		13-15	7.39	10.00 -		
		16-20	6.50	8.80 -		
		21-30	5.03	6.80 -		
		31-40	4.36	5.90 -		
		41-50	3.47	4.70 -		
	Headless, easy-peel, 25% glaze IQF	6-8	11.08	15.00 +		India
		8-12	9.53	12.90 +		
		13-15	7.39	10.00 +		
		16-20	6.80	9.20 +		
	Headless, shell-on, IQF, 80% glaze	8-12 pc/lb	10.57	14.30 +	Germany cfr	Bangladesh
		13-15	8.94	12.10 +		
		16-20	7.54	10.20 =		
		21-25	6.21	8.40 -		
		26-30	5.25	7.10 *		
		31-40	4.80	6.50 -		
	IQF - 80% net weight, PD	6-8 pc/lb	14.78	20.00 *		Viet Nam
		8-12	12.27	16.60 *		
		16-20	8.72	11.80 *		
		21-25	8.05	10.90 *		
26-30		7.28	9.85 *			
Cooked, IQF, 20% glaze Peeled, tail-on	21-25	8.72	11.80 *			
	26-30	8.20	11.10 *			
	31-40	7.54	10.20 *			

Fish Species Trade Name	Product Form	Grading	Price per kg			Reference & Area	Origin						
			As stated	EUR	USD								
CRUSTACEANS (cont.)							November 2011						
Giant river prawn/ Bouquet géante/ Langostino de río <i>Macrobrachium rosenbergii</i>	Freshwater - head-on, shell-on, wildcatch, IQF, 20% glaze, bulk	< 5 pc/lb		19.29	26.10	-	Germany cfr	India					
		6-8		17.66	23.90	*							
		8-12		13.86	18.75	*							
Norway lobster/ Langoustine/Cigala <i>Nephrops norvegicus</i>	Whole	1-4 pc/kg		20.00	27.06	+	Spain ddp	Iceland					
		5-7		16.80	22.73	+							
		8-10		16.10	21.79	=							
		11-15		11.00	14.89	+							
		16-20		8.70	11.77	+							
		21-25		7.70	10.42	+							
		26-30		6.50	8.80	=							
European lobster/ Homard européen/ Bogavante <i>Homarus gammarus</i>	Live - bulk	400-600 gr/pc		18.00	24.36	+	France delivered to French vivier companies	Ireland					
		600-800		18.00	24.36	+							
American lobster/ Homard américain/ Bogavante americano <i>Homarus americanus</i>	Frozen whole cooked popsicle	300-400 gr/pc	CAN	19.75	19.27	13.90	Europe cif	Canada					
		> 450	CAN	20.75	20.25	14.60							
Edible crab/Tourteau/ Buey de mar <i>Cancer pagurus</i>	Live	400-600 gr/pc		2.20	2.98	=	France delivered live to French vivier companies	Ireland					
		600-800		2.20	2.98	=							
BIVALVES							November 2011						
Oyster/Huitre/Ostra <i>Crassostrea gigas</i>	Live	No. 3		4.00	5.41	+	France prod. price wholesale	Ireland/France					
			Mussel/Moule/Mejillón <i>Mytilus edulis</i> <i>Mytilus galloprovincialis</i> <i>Mytilus chilensis</i>	Live - Bottom mussel		2.00		2.71	-	France			
						1.80		2.44	-	Netherlands			
					Live - Rope	60-80 pc/kg		1.80	2.44	-	Spain		
					Meat - IQF	200-300 gr		3.00	4.06		Chile		
		300-500	2.70	3.65	-								
Scallop/Coquille Saint- Jacques/Vieira <i>Zygochlamys patagonica</i>	IQF - shell-off	120-150 gr/pc		13.00	17.59	+	Europe ddp	Argentina					
Razor shell/Couteau/ Navajas - <i>Solenidae</i>	IQF	12 cm		3.45	4.67	*	Spain cif	Netherlands					
Atlantic salmon/ Saumon de l'Atlantique/ Salmón del Atlántico <i>Salmo salar</i>	Fresh - gutted, head-on Superior quality	1-2 kg/pc		2.85	3.86	+	France cif	Scotland					
		2-3		3.10	4.19	+							
		3-4		3.50	4.74	=							
		4-5		3.60	4.87	-							
		5-6		3.60	4.87	-							
		> 6		3.40	4.60	-							
SALMON							November 2011						
Atlantic salmon/ Saumon de l'Atlantique/ Salmón del Atlántico <i>Salmo salar</i>	Fresh - gutted, head-on Superior quality	1-2 kg/pc		2.70	3.65	+	France ddp	Norway					
		2-3		2.90	3.92	+							
		3-4		3.35	4.53	+							
		4-5		3.25	4.40	+							
		5-6		3.25	4.40	+							
	> 6		3.10	4.19	=								
	Filletts - IQF	Trim C		5.50	7.44	-	cif	Chile					

Fish Species Trade Name	Product Form	Grading	Price per kg			Reference & Area	Origin		
			As stated	EUR	USD				
SALMON (cont.)							November 2011		
Pinksalmon Saumon rose/ Salmón rosado <i>Oncorhynchus gorbusha</i>	H&G, tail-on	800-1200 kg/pc		2.70	3.65	-	Germany cfr	USA	
TROUT							November 2011		
Trout/Truite/Trucha <i>Salmo</i> spp.	Whole fresh on ice	0.5-0.8 kg/pc	HUF	1332	4.23	5.73	+	Hungary ex-farm	Hungary
	Fillet - farmed	200-400 gr/pc		6.80	9.20	-		Italy ex-farm	Italy
	Live - farmed	500-700 gr/pc		2.90	3.92	=			
Rainbow trout/ Truite arc-en-ciel/ Trucha arco iris <i>Oncorhynchus mykiss</i>	Live - farmed	250-400 gr/pc		2.90	3.92	=			
	Gutted			3.70	5.01	=			
	Whole - gutted	200-300 gr/pc		3.00	4.06	+		Spain fca	Spain
FRESHWATER FISH							November 2011		
Northern pike/Brochet du Nord/Lucio <i>Esox Lucio</i>	Fresh - whole, gutted, head-on	0.7-2.5 kg/pc	HUF	1332	4.23	5.73		Hungary ex-farm	Hungary
Nile perch/Perche du Nil/Perca del Nilo <i>Lates niloticus</i>	Fillet - IWP	200-500 gr/pc 400-600 500-1000		No quotations					Uganda/Kenya
Panga <i>Pangasius</i> spp.	Fillet, IQF - 20% glaze	120-170 gr/pc			1.88	2.55		Spain cfr	Viet Nam
	Fillet, interleaved, 10% glaze white meat, skinless, boneless belly-off, treated				2.11	2.85			
	Fillet - thawed			2.93	3.96	+		Italy cpt	
				2.92	3.95	+		fca	
				2.89	3.91	=		fob	
Nile tilapia/Tilapia du Nil/Tilapia del Nilo <i>Oreochromis niloticus</i>	Fillet, IQF, 20% glaze, skinless	3-5 oz/pc 5-7		No quotations				European main ports cfr	China
North African catfish/ Poisson-chat nord- africain/Pez-gato <i>Clarias gariepinus</i>	Fresh - whole gutted, skinless headless	0.6-1.5 kg/pc	HUF	785	2.49	3.37	+	Hungary ex-farm	Hungary
	Fresh - skinless, fillet		HUF	1332	4.23	5.73	+		
	Slices		HUF	764	2.43	3.28			
Carp/Carpe/Carpa <i>Cyprinus</i> spp.	Live	1.2-5 kg/pc	HUF	630	2.00	2.71	-		
	Fresh , whole, gutted, head-on	0.8-4.5 kg/pc	HUF	771	2.45	3.31	+		
	Fresh on ice - slices		HUF	1191	3.78	5.12	+		
	Fresh on ice - fillets		HUF	1121	3.56	4.82			
Bighead carp/Carpe à grosse tête/Carpa capezona <i>Aristichthys nobilis</i>	Fresh gutted, head-off	0.7-2.5 kg/pc	HUF	504	1.60	2.17	-		
	Fresh slices		HUF	490	1.56	2.11			
	Fresh fillet		HUF	560	1.78	2.41			
Grass carp/ Carpe herbivore/ Carpa china <i>Ctenopharyngodon idellus</i>	Fresh - whole, gutted, scaled head-off	0.7-2 kg/pc	HUF	911	2.89	3.92	+		
	Fresh - slices		HUF	1051	3.34	4.52	*		
Crucian Carp/ Carassin/Carpin <i>Carassius carassius</i>	Fresh - whole, gutted, scaled head-on	0.2-0.5 kg/pc	HUF	420	1.33	1.81			
Wels/Silure glane/Siluro <i>Silurus glanis</i>	Fresh on ice, whole, gutted	0.6-3.50 kg/pc	HUF	1612	5.12	6.93	-		
	Fresh - slices		HUF	1752	5.57	7.53	*		

Fish Species Trade Name	Product Form	Grading	Price per kg		Reference & Area	Origin
			As stated	EUR USD		
NON-TRADITIONAL SPECIES						November 2011
Sturgeon/Esturgeon/ Esturione <i>Acipenseridae</i> <i>A. baeri</i>	Frozen - Whole	1.5-2 kg/pc	6.00	8.12	France cif	France
	Gutted	5-7 kg/pc	6.00	8.12		
	Fillets	200-300 gr/pc	12.00	16.24		
		800-1000	12.00	16.24		
Caviar (Aquitaine) metal boxes		1 400	1 894			
Blue shark/Peau bleue/ Tiburón azul <i>Prionace glauca</i>	H&G, skin-on	> 7-12 kg	1.18	1.60 *	Spain fca	Spain
Red Porgy/Pagre/Pargo <i>Pagrus pagrus</i>	Fresh - whole	300-400 gr/pc	2.80	3.79 +	Italy fca	Argentina
		400-600	3.54	4.79 +		
		600-800	4.06	5.49 +		
		800-1000	4.36	5.90 +		
Sand Steebras/Marbré Herrera <i>Lithognathus mormyrus</i>	Fresh - whole Mediterranean	300-500 gr/pc	9.66	13.07 -		Spain
			12.50	16.92 =		France
White seabream/ Sar commun/Sargo <i>Diplodus sargus</i>	Fresh - whole	300-500 gr/pc	14.00	18.94		Spain
		500-700	10.09	13.65 -		
		700-1000	8.16	11.04 -		
Tub gurnard/ Grondin perlon/ Begel <i>Chelidonichthys lucerna</i>	Fresh - whole	1-2 kg/pc	11.00	14.89 -		Morocco
		200-300	3.50	4.74 *		Netherlands
		300-500	3.20	4.33 -		
Red mullet/ Rouget de vase/ Salmonete de fango <i>Mullus barbatus</i>	Fresh - whole	I	2.90	3.92 -	cif	Croatia
		II	2.49	3.37 -		
		III	3.00	4.06 +		
Surmullet/ Rouget de roche/ Salmonete de roca <i>Mullus surmuletus</i>	Fresh - whole	100-200 gr/pc	3.58	4.84 -	fca	France
		200-300	5.80	7.85		
SEABASS/SEABREAM/MEAGRE						November 2011
Seabass/Bar, Loup/Lubina <i>Dicentrarchus labrax</i>	Fresh - whole farmed	200-300 gr/pc	3.95	5.35 -	Greece fob	Greece
		300-450	4.95	6.70 -		
		400-600	5.35	7.24 -		
		600-800	6.45	8.73 -		
		800-1000	7.95	10.76 -		
		> 1000	8.80	11.91 -		
		200-300 gr/pc	4.15	5.62 -	Italy cif	
		300-450	5.15	6.97 -		
		450-600	5.55	7.51 -		
		600-800	6.65	9.00 -		
		800-1000	8.15	11.03 -		
		200-300 gr/pc	4.20	5.68 -	France cif	
		300-450	5.20	7.04 -		
		450-600	5.60	7.58 -		
600-800	6.70	9.07 -				
800-1000	8.20	11.10 -				
> 1000	9.05	12.25 -				

Fish Species Trade Name	Product Form	Grading	Price per kg		Reference & Area	Origin
			As stated	EUR USD		
SEABASS/SEABREAM/MEAGRE (cont.)						November 2011
Seabass/Bar, Loup/Lubina <i>Dicentrarchus labrax</i>	Fresh - whole farmed	200-300 gr/pc	4.19	5.67 -	Spain cif	Greece
		300-450	5.19	7.02 -		
		450-600	5.59	7.56 -		
		600-800	6.69	9.05 -		
		800-1000	8.19	11.08 -		
		> 1000	9.04	12.23 -		
		200-300 gr/pc	4.22	5.71 -	Germany cif	
		300-450	5.22	7.06 -		
		450-600	5.62	7.60 -		
		600-800	6.72	9.09 -		
		800-1000	8.22	11.12 -		
		> 1000	9.07	12.27 -		
		200-300 gr/pc	4.20	5.68 -	Portugal cif	
		300-450	5.20	7.04 -		
		450-600	5.60	7.58 -		
	600-800	6.70	9.07 -			
800-1000	8.20	11.10 -				
> 1000	9.05	12.25 -				
200-300 gr/pc	4.38	5.93 -	UK cif			
300-450	5.38	7.28 -				
450-600	5.78	7.82 -				
600-800	6.88	9.31 -				
800-1000	8.38	11.34 -				
> 1000	9.23	12.49 -				
300-400 gr/pc	5.28	7.14 -	Spain fob	Spain		
400-600	5.50	7.44 -				
600-800	6.10	8.25 -				
Fresh - whole - wild Mediterranean	600-800 gr/pc	11.50	15.56 +	Italy cpt	Egypt	
	800-1000	11.50	15.56 +			
	1000-2000	12.50	16.92 =			
	> 2000	12.50	16.92			
Fresh - whole - wild Atlantic	500-1000 gr/pc	10.00	13.53 -	Italy fca	France	
		10.00	13.53 +		Netherlands	
Gilthead seabream/ Dorade royale/Dorada <i>Sparus aurata</i>	Fresh - whole farmed	200-300 gr/pc	4.10	5.55 -	Greece fob	Greece
		300-450	4.65	6.29 -		
		450-600	4.80	6.50 -		
		600-800	6.80	9.20 -		
		800-1000	7.55	10.22 -		
	> 1000	8.30	11.23 -			
	200-300 gr/pc	4.30	5.82 -	Italy cif		
	300-450	4.85	6.56 -			
	450-600	5.00	6.77 -			
	600-800	7.00	9.47 -			
800-1000	7.75	10.49 -				
> 1000	8.50	11.50 -				

Fish Species Trade Name	Product Form	Grading	Price per kg		Reference & Area	Origin		
			As stated	EUR USD				
SEABASS/SEABREAM/MEAGRE (cont.)						November 2011		
Gilthead seabream/ Dorade royale/Dorada <i>Sparus aurata</i>	Fresh - whole farmed	200-300 gr/pc	4.35	5.89 -	France cif	Greece		
		300-450	4.90	6.63 -				
		450-600	5.05	6.83 -				
		600-800	7.05	9.54 -				
		800-1000	7.80	10.55 -				
		> 1000	8.55	11.57 -				
		200-300 gr/pc	4.34	5.87 -	Spain cif			
		300-450	4.89	6.62 -				
		450-600	5.04	6.82 -				
		600-800	7.04	9.53 -				
		800-1000	7.79	10.54 -				
		> 1000	8.54	11.56 -				
		200-300 gr/pc	4.37	5.91 -	Germany cif			
		300-450	4.92	6.66 -				
		450-600	5.07	6.86 -				
		600-800	7.07	9.57 -				
		800-1000	7.82	10.58 -				
		> 1000	8.57	11.60 -				
200-300 gr/pc	4.35	5.89 -	Portugal cif					
300-450	4.90	6.63 -						
450-600	5.05	6.83 -						
600-800	7.05	9.54 -						
800-1000	7.80	10.55 -						
> 1000	8.55	11.57 -						
200-300 gr/pc	4.53	6.13 -	UK cif					
300-450	5.08	6.87 -						
450-600	5.23	7.08 -						
600-800	7.23	9.78 -						
800-1000	7.98	10.80 -						
> 1000	8.73	11.81 -						
200-300 gr/pc	4.22	5.71 -	Spain fob	Spain				
300-400	4.78	6.47 -						
	4.59	6.21 *						
Fresh - whole - wild Atlantic Mediterranean	800-1000 gr/pc 1000-2000 > 2000	9.05 12.25 - 9.00 12.18 - 13.34 18.05	Italy fca	Morocco				
					300-400 gr/pc 1000-2000 > 2000	6.44 8.71 - 9.50 12.86 - 10.94 14.80 -	fca	Spain
	Meagre/Maigre Commun Corvina <i>Argyrosomus regius</i>	Whole - farmed	2-3 kg/pc	6.00	8.12 =	Italy cif cpt	Greece	
			1-2 kg/pc	8.00	10.83 +		Egypt	
2-4			8.00	10.83 +				

The **European Fish Price Report** is a monthly GLOBEFISH publication,
prepared by Karine Boisset, Hilary Cochrane, José Estors Carballo and Audun Lem.

It can be ordered from the **FISH INFONetwork**:

FAO GLOBEFISH (Network coordinator) Viale delle Terme di Caracalla 00153 Rome - Italy Tel: (39) 06 57055188 Fax: (39) 06 57053020 E-mail: globefish@fao.org Web site: www.globefish.org	INFOPECSA (Latin America) Julio Herrera y Obes 1296 11200 Montevideo - Uruguay Tel: (598) 2 9028701 Fax: (598) 2 9030501 E-mail: infopesca@infopesca.org Web site: www.infopesca.org	EUROFISH (Central and Eastern Europe) H.C. Andersens Blvd 44-46 1553 Copenhagen - Denmark Tel: (45) 33377755 Fax: (45) 33377756 E-mail: info@eurofish.dk Web site: www.eurofish.dk	INFOFISH (Asia/Pacific) Level 2, Menara Olympia 8 Jalan Raja Chulan 50200 Kuala Lumpur - Malaysia Tel: (603) 2078 3466 Fax: (603) 2078 6804 E-mail: info@infofish.org Web site: www.infofish.org
INFOPECHE (Africa) Tour C, 19ème étage, Cité Administrative Abidjan 01 - Côte d'Ivoire Tel: (225) 20228980 Fax: (225) 20218054 E-mail: infopeche@aviso.ci Web site: www.infopeche.org	INFOYU (China) Room 514, Nongfeng Building No. 96 East Third Ring Road Chaoyang District Beijing 100122 - P.R. China Tel: (86-10) 59199614 Fax: (86-10) 59199614 E-mail: infoyu@agri.gov.cn Web site: www.infoyu.net	INFOSAMAK (Arab Region) 71 blvd Rahal El Meskini Casablanca 20 000 - Morocco Tel: (212) 522540856 Fax: (212) 522540855 E-mail: infosamak@infosamak.org Web site: www.infosamak.org	INFOSA - sub-office INFOPECHE (Southern Africa) 89, John Meinert Street- West Windhoek -Namibia Tel: (264) 61279430 Fax: (264) 61279434 E-mail: infosa@infosa.org.na Web site: www.infosa.org.na

PRICE REFERENCE (INCOTERMS 2010)

exw	ex works
fca	free carrier
fas	free alongside ship
fob	free on board
CFR	cost and freight
cif	cost, insurance and freight
cpt	carriage paid to
cip	carriage and insurance paid to
ddp	delivered duty paid
dat (new)	delivered at terminal
dap (new)	delivered at place
(daf, des, deq and ddu have been cancelled)	

PRODUCT FORM

IQF	individually quick frozen
IWP	individually wrapped pack
PBI	pinbone in
PBO	pinbone off
C&P	cooked and peeled
H&G	headed and gutted
FAS	frozen at sea
PD	peeled and deveined
PUD	peeled, undeveined

SYMBOLS

+	Price increased in original currency since last report
-	Price decreased in original currency since last report
=	Updated but unchanged price
*	New insertion
	Not updated since last issue

CURRENCY RATES

		USD	EUR
Canada	CAD	1.02	1.39
Hungary	HUF	232.61	314.77
Norway	NOK	5.76	7.80
Switzerland	CHF	0.92	1.24
UK	GBP	0.63	0.85
USA	USD	-	1.35
EU	EUR	0.74	-
Japan	JPY	76.97	104.16
South Africa	ZAR	8.14	11.01
Denmark	DKK	5.50	7.44

Source: Federal Reserve Bank of New York 15/11/11

GLOBEFISH Market Reports
are available from the **GLOBEFISH web site: www.globefish.org**

Shrimp
Tuna
Salmon
Groundfish
Cephalopods
Fish Oil and Fishmeal
Small Pelagics
Bivalves
Freshwater
Seabass and Seabream



GLOBEFISH

Food and Agriculture Organization of the United Nations
Fish Products and Industry Division
Viale delle Terme di Caracalla
00153 Rome, Italy
Tel: +3906 570 53288
Fax: +3906 570 53020
www.globefish.org