



GLOBEFISH

EUROPEAN PRICE REPORT

Issue 08/2011
August 2011

*The **European Fish Price Report**, based on information supplied by industry correspondents, aims to provide guidance on broad price trends. Price information is indicative and should be used only for forecasting medium- and long-term trends. FAO is not responsible for any errors or omissions.*

INDEX FOR PRICES

Groundfish	8
Flatfish	9
Tuna	10
Small Pelagics	10
Cephalopods	11
Crustaceans	11
Bivalves	13
Salmon	13
Trout	13
Freshwater fish	13
Non Traditional Species	14
Seabass-Seabream-Meagre	15



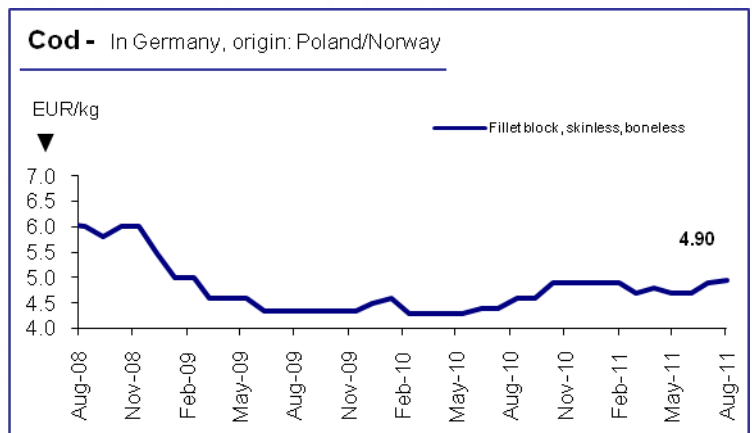
LATEST TRENDS

The turmoil in world financial markets during late July and August has created increasing uncertainty among operators in the European market. Higher taxes and reduced government spending and transfers are becoming a more likely scenario for the next few years in the European market and demand will necessarily be impacted negatively. If recent history is to provide guidance, then it is worthwhile to recall that during the difficult period of 2008 and 2009, prices and margins came under pressure and trade values fell. Volumes held up well, however, and it is likely that this time around as well we will see a stronger impact on prices and margins than an actual reduction in demand.

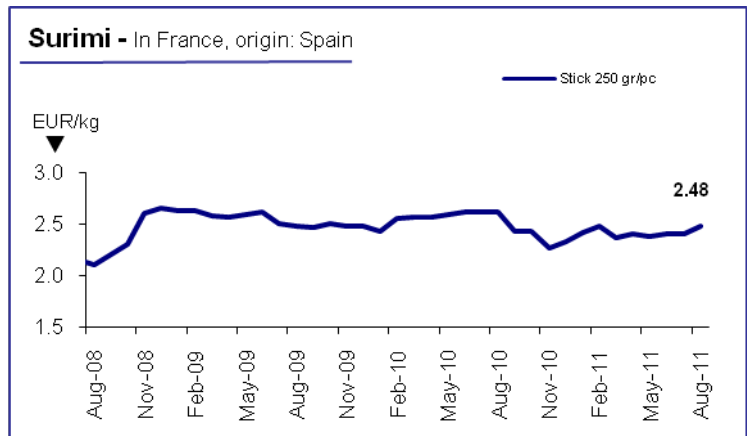
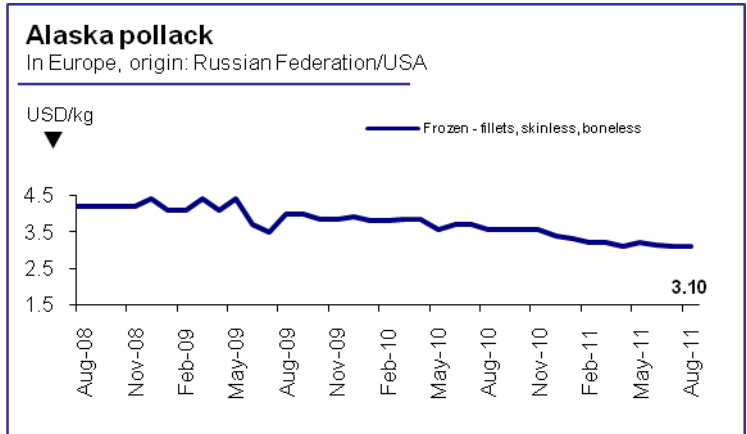
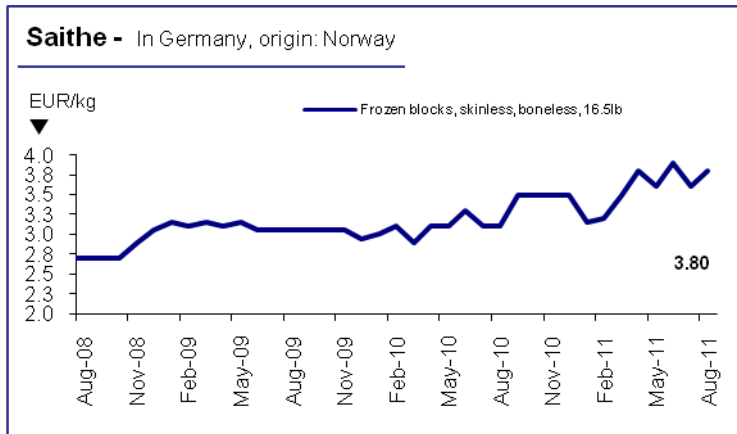
Producers can also respond by limiting supply, especially for farmed product, and by targeting export markets in other regions, in particular in Asia and emerging economies in general, which continue to show strong economic growth despite the global slowdown.

GROUND FISH

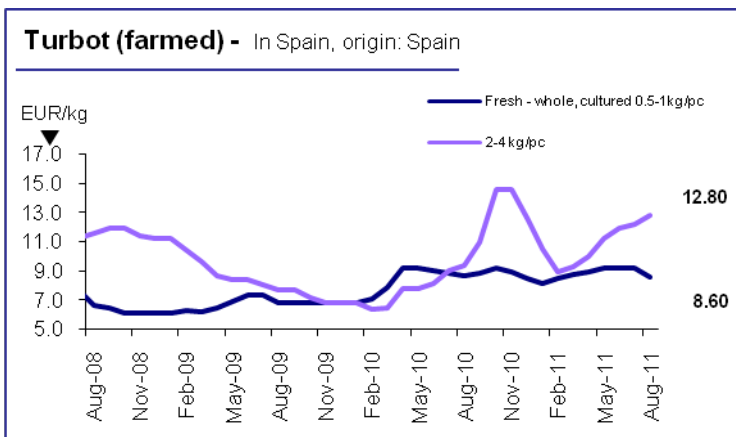
The catch quota for cod in Iceland for the new fishing year starting on 1 September has been increased by around 10%, to 177 000 tonnes, which is in line with the recommendations of Iceland's Marine Research Institute. Iceland



is also allowing a pollock quota 52 000 tonnes, which represents a slight increase on the current fishing year. On the contrary, the haddock quota has been reduced to 40 000 tonnes. The total allowable catch for Icelandic halibut remains at 13 000 tonnes, the same as for the current year.



FLATFISH



The price gap between small sized and large sized turbot is increasing during summer. This is because small fish continue to grow while larger turbot slow their growth rate because of high seawater temperatures. Demand has increased but levels are still lower than before the economic crisis.

TUNA

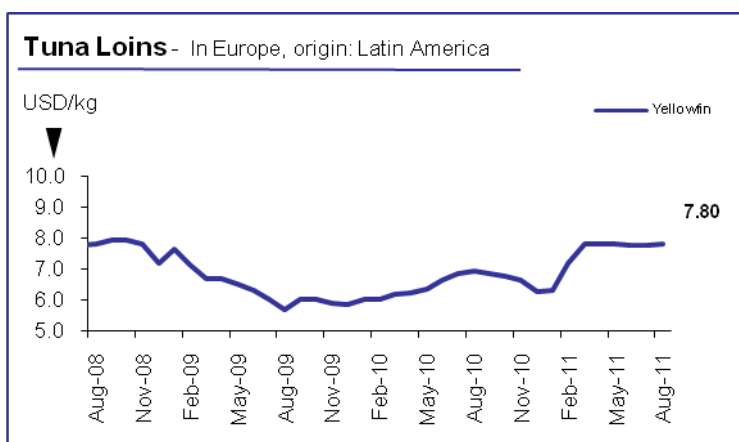
The temporary abundance of supply, caused by a surge of fish coming from boats transshipping at the beginning of the FAD (Fish Aggregating Device) fishing closure in the Western and Central Pacific, pushed the price of skipjack tuna in the Bangkok market down to USD 1 600/tonne for late July and early August deliveries. Catch reports in July, however, indicated that supply for mid-August and beyond would be limited. The price in Bangkok then increased to USD 1 700/tonne with expectations of higher pricing for September deliveries.

The market is concerned by the PNA (Parties to the Nauru Agreement) projections that most purse seiners operating in PNA waters will not be able to fish for most of the 4th quarter of 2011 because the fishing effort in terms of the Vessel Day Scheme

(VDS) will be exhausted. This will impact the potential supply of raw material from the Western and Central Pacific. Thai packers are trying to build up raw material inventories in anticipation of this disruption in supply.

Fishing in the Eastern Pacific Ocean has been good, reaching an average of 13 000 tonnes per week. Skipjack captures increased considerably compared with last year.

A ban on fishing by the Ecuadorian fleet came into effect on 29 July. This will reduce catches and maintain prices at a high level. As a result of the high prices of raw material during the last two months the Ecuadorian companies were short of orders and the market remained on hold. The future of prices of raw material and numbers of orders is still uncertain. Canners are trying to maximize sales of canned tuna, as the precooked loins market is very competitive at the moment. Production of precooked loins fell by 11% in June compared with the same month last year.



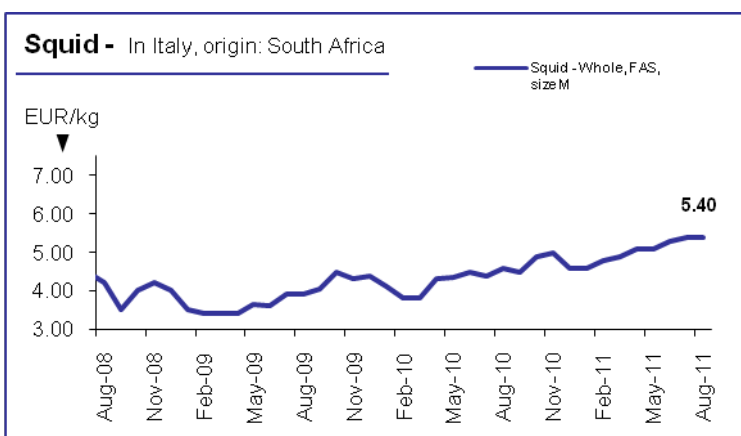
The market price for skipjack loins in Spain is firm at EUR 3 700 ddp. Double cleaned yellowfin loins sold for USD 7 800/tonne ddp in Italy.

SMALL PELAGICS

In Iceland, the mackerel season, which started in June, is progressing well and over 110 000 tonnes have been caught so far. Around 90% of the mackerel caught this summer will be destined for human consumption in order to maximize its value, instead of sending it for reduction to fishmeal or fish oil (although cuttings and trimmings will be used for oil and meal production). The share of mackerel exported frozen will increase from 60% in 2010 to 90% this season.

The mackerel price is dropping in Spain. Spanish producers are concerned that they may have to sell their stock below cost once new supplies appear on the market from other countries.

CEPHALOPODS

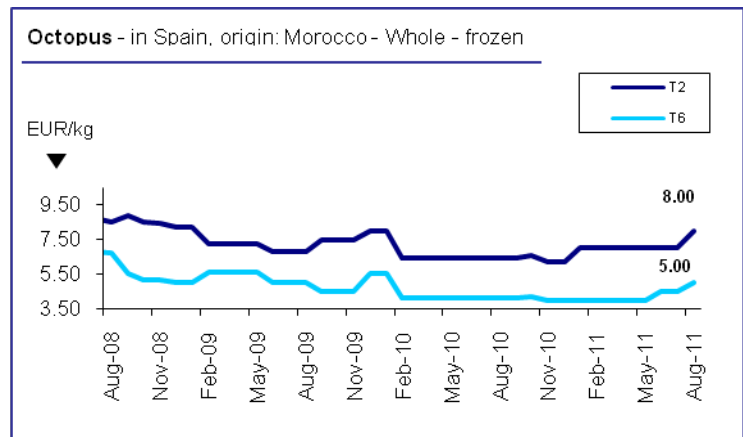


The fishing ban in India will end in mid September and exports of cephalopods to Europe will start then.

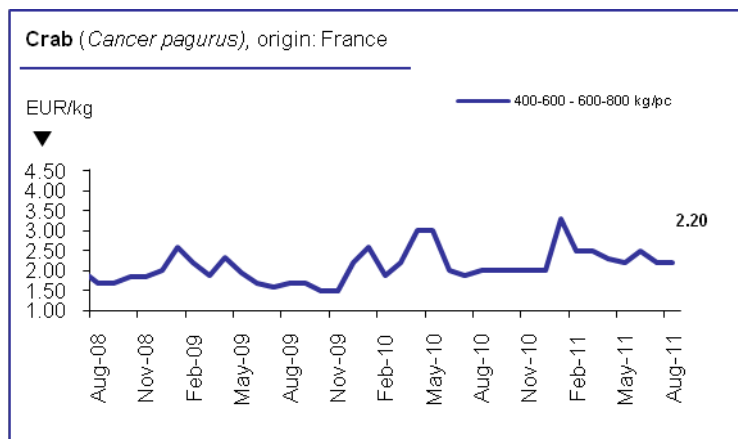
In South Africa catches are very poor and there is concern about the lack of eggs on the fishing grounds as this will impact recruitment and ultimately future catches. The local currency has

weakened against the Euro, improving profitability and encouraging boat owners to go to sea even if catch rates are low.

Landings of giant squid (*Dosidicus gigas*) in the northern part of Peru continue to be irregular, as in the past months. Landings in the south are very poor. Raw material prices reached a peak both regions of the country.



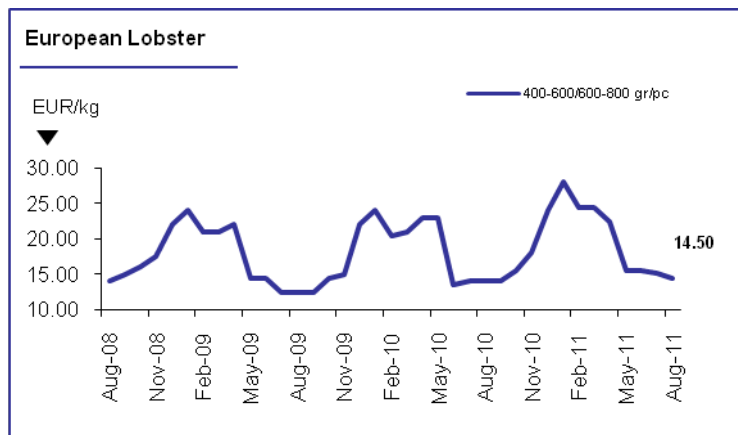
CRUSTACEANS



The crab fishing season in France is in full swing, coinciding with the tourist season on the French coast, which should positively affect demand. European lobster landings are expected to improve and consumption should also increase if tourism is good this summer.

Norway lobster prices remain stable.

[Correction to the July EPR:

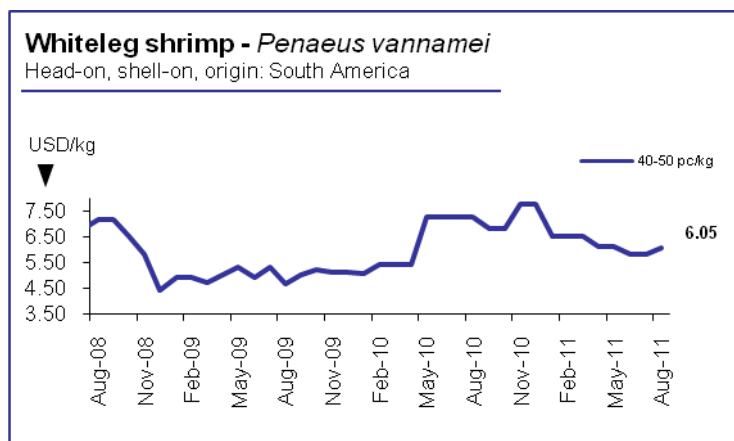


The following sentence, referring to Canadian lobster, "There is good demand for canned product, but there is little availability below 325 gr sized cans" should read "There is good demand for small sized lobster (canners) and, because the government is putting up the minimum catching size almost annually, the result is that there is very little availability of whole lobster below 325g".]

Shrimp

The Ecuador shrimp sector is hoping that the government will sign a trade agreement with the EU before the end of this year. The agreement would boost the export of shrimp. Currently 53% of production is exported, with the EU as the second largest trading partner. Between January and May 2011 USD 400 million in shrimp exports to the EU was recorded. This agreement would mean that access tariffs to the EU market would be kept low and Ecuador would continue to be competitive in the European market.

The EU has agreed in principle to lift the rule to test 20% of frozen shrimp exports from Bangladesh. The requirement to test each shipment of shrimps was imposed last year as quality control checks in the country did not comply with EU regulations. A mission to evaluate measures put in place in the past year found that the monitoring system was much improved. This decision should have a positive impact on shrimp exports.



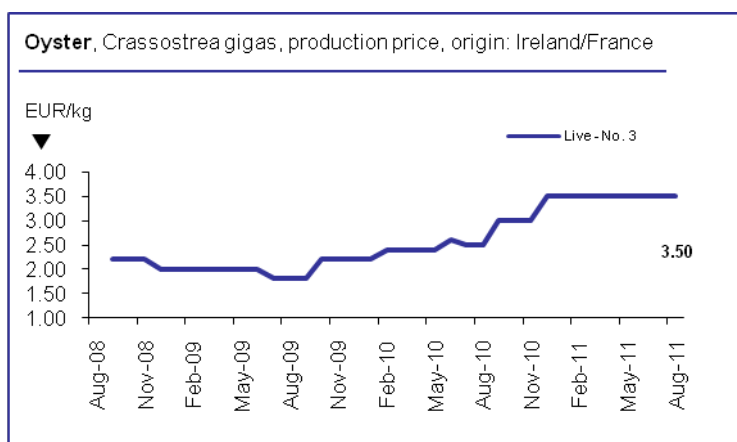
In Thailand, the export growth forecast for shrimp has dropped from 8% to 5%, mainly because of the financial crisis that is affecting many importing countries. Although export revenue will rise, export volumes are expected to decline by 7%, primarily as a result of the floods earlier in the year and the current very hot weather, but also because of reduced consumption in Japan after the earthquake and tsunami in March 2011 and slow European markets.

In Indonesia, shrimp raw material is limited with the main shrimp sizes being 26/30, 31/40 and 41/50. Prices for small sizes are increasing because of high demand on the local market and limited imports. The price of larger sizes has decreased slightly. At present, Indonesian packers are at a disadvantage because the main shrimp producing countries of Thailand, China and India are harvesting their shrimp, and the price of *vannamei* shrimp from India has dropped considerably.

BIVALVES

French bouchot production is reported to be late in some regions because of a dry summer season, but in other regions, such as Brittany, the season began as expected. It has been reported that bottom mussels in Barfleure are of good quality and have high meat content. Product quality has improved as a result of better quality in grading, cleaning and packing.

Oyster mortality in France may be reduced in the future with the use of more resistant seed, although only preliminary results are available. IFREMER reports that selected oyster seed R2011 is showing more resistance to seasonal mortalities than normal seed. The market remains calm at this time of the year.



The quality of mussels from the French Mediterranean coast is good, but has to compete with mussels of Italian, Spanish and Greek origin.

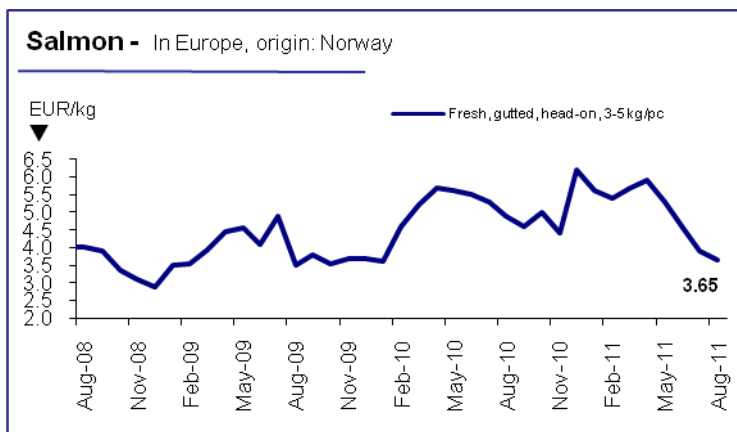
The Dutch mussel season has also begun, with sales in Belgian market.

SALMON

The sharp fall in farmed salmon prices during the second quarter has brought havoc to the financial accounts of many salmon farming companies, mostly as a result of reduced values of their biomass, rather than from actual losses on operations.

The market outlook for the rest of the year is one of relative stability with slightly weaker prices expected until October with a small rebound foreseen in the final months of the year.

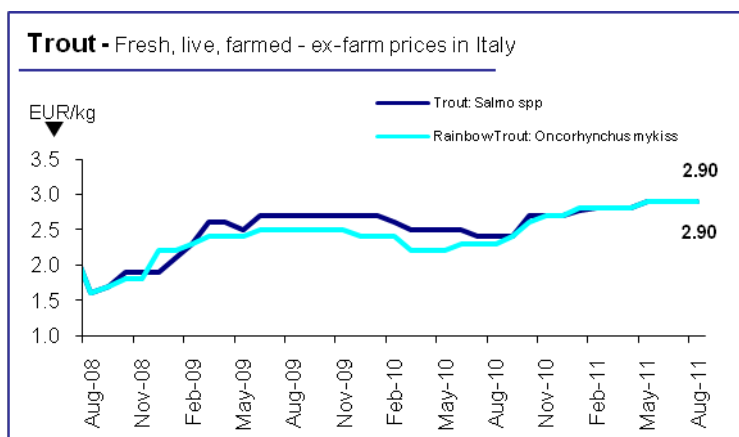
Norwegian export statistics for the first seven months show unchanged export volumes from the same period in 2010 at 499 000 tonnes. The value of exports rose to NOK 17.3 billion from NOK 16.5 billion in 2010, thanks to higher average prices.



In fact, prices rose from NOK 33.08/kg last year to NOK 34.56/kg during the first seven months of 2011. However, as prices have been weakening during the last few months, this is much less than the average price during the beginning months of this year.

Pink salmon prices fell because of the new season's catches in the USA.

TROUT



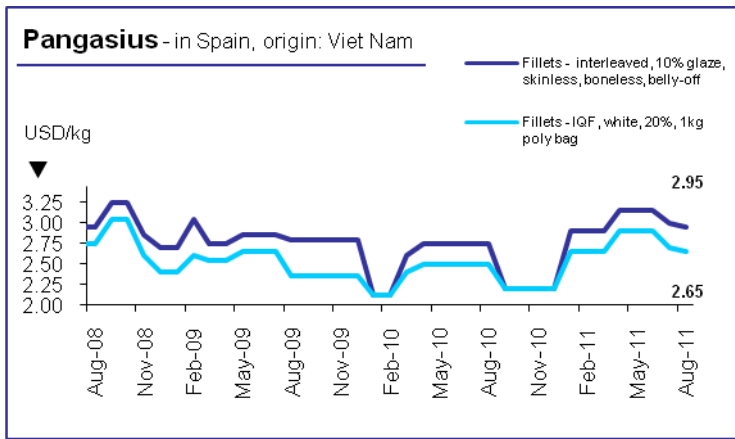
In Italy, trout production and demand remain stable and normal for this time of the year.

In Spain, consumption and prices of rainbow trout had fallen but demand is expected to rise with the summer season.

Norway's trout exports during the first seven months of 2011 dropped from 24 300 to 20 800 tonnes (converted to round weight equivalents). Average prices were up, however, from NOK 33.50/kg last year to 35.48/kg during the same period of 2011, although during the most recent months trout prices have fallen in the same way as for salmon.

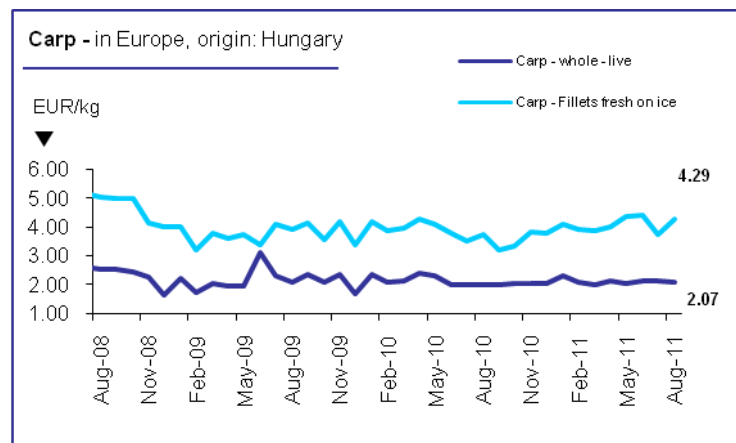
FRESHWATER FISH

The price of pangasius dropped by 10% in July in Europe because of lower demand and the economic difficulties in some EU countries. Importers are even trying to delay payments. The situation is expected to improve after September.



VASEP reported that, because of higher costs of fish feed, pangasius prices from the Mekong Delta increased in mid August by VND 500 over previous levels.

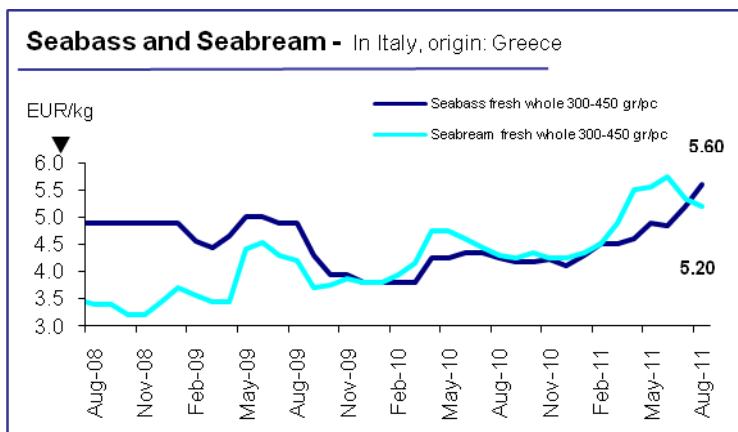
Carp production in Hungary remains static, thus restricting purchasing activities.



SEABASS/SEABREAM

The market in August is quiet as usual with demand concentrated in the Mediterranean vacation areas. Bass prices have edged upwards and bream downwards re-establishing the usual situation with a price premium for bass. Price levels are still high compared with historic averages with producers able to benefit from positive margins mostly thanks to self-imposed limits on supply. The uncertain economic situation in the main consumer countries in Southern Europe has still not hurt consumption or prices but this could change, especially if supply were to increase over the next months.

In Spain, the quotations for domestically produced bream are now rising, contrary to that of imported product. It is unclear whether this is linked to limited local supply or surprisingly good sales.



Prices of meagre, a relative newcomer among farmed Mediterranean species, have come down during 2011 with current quotations around EUR 5.50 cif in the Italian market for a 2-3 kg sized fish. Given the high meat yield for these sizes, the fish has become highly attractive for the European restaurant segment, although limited marketing and promotion hampers its wider distribution and acceptance.

Fish Species Trade Name	Product Form	Grading	Price per kg			Reference & Area	Origin		
			As stated	EUR	USD				
GROUND FISH							August 2011		
Cod/Cabillaud, Morue/ Bacalao <i>Gadus morhua</i>	Fresh gutted			1.21	1.74	-	Poland fob	Baltic Sea	
	Fillets, skinless, boneless, blockfrozen	16.5 lb		4.95	7.11	+	Germany dap	Barents Sea	
	Fresh - fillet	100-200 gr/pc 200-400		5.65	8.11		Italy cif	Denmark	
				6.80	9.76				
		100-200 gr/pc 200-400		7.12	10.22	+	cpt		
				8.05	11.56	+			
		100-200 gr/pc 200-400		6.81	9.78	+	fca		
				7.08	10.17	+			
		100-200 gr/pc 200-400		8.60	12.35	+	cpt		France
				8.00	11.49	+			
	100-200 gr/pc 100-200 gr/pc		5.50	7.90		cpt	Switzerland		
			4.40	6.32					
	Fresh - Whole	1-2 kg/pc 2-4		6.25	8.97	+	cpt	Denmark	
				7.85	11.27	+			
1-2 kg/pc 2-4			5.79	8.31	+	fca			
Fresh - gutted, headless cultured	1-2 kg/pc 2-3		4.04	5.80		cif	Norway		
			4.71	6.76					
Fresh - gutted, cultured	1-2 kg/pc		3.76	5.40		cif			
Salted fillet	400-700 gr/pc		9.90	14.22	*	fob	Italy		
Hake/Merlu/Merluza <i>Merluccius capensis</i> <i>Merluccius productus</i>	Skin-on fillets, plate	6-8 oz/pc		3.40	4.88	*	ddp	Namibia	
	land-frozen	8-12		3.50	5.03	*			
	Fillet, regular, skinned, PBO	16.5 lb		2.23	3.20	+	Germany cfr	USA	
Patagonian Grenadier/ Hoki <i>Macruronus magellanicus</i>	PBO			2.30	3.30	*	France	Chile	
Alaska pollack/Lieu de l'Alaska/Colin de Alaska <i>Theragra chalcogramma</i>	Fillet block, skinless, boneless	16.5 lb		2.30	3.30	+	Germany dap	USA	
				2.16	3.10	=		Russia	
				2.16	3.10	+		China	
	Fillet, skinless, PBI, blockfrozen			2.05	2.95	=		Russia	
	IQF portions			2.44	3.50		France cif	USA	
block	7.5 kg block		2.02	2.90		ddp	Russia		
Surimi (Alaska pollack)	Stick - grade A	250 gr/pc		2.48	3.56	+		Spain	
Saithe/Lieu noir/ Carbonero (Pollock, Coley) <i>Pollachius virens</i>	Frozen - block, fillet, skinless, boneless	16.5 lb		3.80	5.46	+	Europe dap	Norway	
Monkfish/Baudroie/ Rape <i>Lophius spp.</i> <i>Lophius piscatorius</i>	Tails, skin-off, IWP	100-250 gr/pc		6.00	8.62	*	Spain ddp	Namibia	
		250-500		8.25	11.85	*			
		500-1000		9.25	13.28	*			
		> 1000		11.00	15.80	*			
	IQF, skinless, PBO	40-80 gr/pc		3.70	5.31		Europe ddp	China	
	Fresh - Tail	0.3-0.5 kg/pc 0.5-1 1-2 > 2		9.68	13.90	*	Italy cif	UK	
				10.35	14.86	*			
				10.57	15.18	*			
				12.13	17.42	*			
	Fresh - whole	0.6-0.7		4.90	7.04	*	fob	Croatia	
			9.55	13.71	*				
			5.60	8.04	*				
0.5-1 1-2		5.75	8.26	*	cpt	France			
Haddock/Eglefin/Eglofino <i>Melanogrammus aeglefinus</i>	Fillet, skinless, boneless blockfrozen	16.5 lb		4.55	6.53	+	Germany ddp	Barents Sea	
	H&G	< 0.8 kg/pc	NOK	10.00	1.27	1.83	*	Norway fca	Norway

Fish Species Trade Name	Product Form	Grading	Price per kg		Reference & Area	Origin	
			As stated	EUR USD			
FLATFISH						August 2011	
Turbot/Rodaballo <i>Psetta maxima</i>	Fresh - whole cultured	0.5-1 kg/pc	8.60	12.35 -	Spain cif	Spain	
		1-2	9.50	13.64 -			
		2-3	12.80	18.38 +			
		3-4	15.15	21.76 +			
	Fresh - whole	0.3-0.5 kg/pc	4.79	6.88	fca	Netherlands	
		0.5-1	9.03	12.97			
		0.7-1	10.82	15.54			
		0.8-1.2	10.20	14.65			
		1-2	11.72	16.83			
	Fresh - whole wild	0.5-1 kg/pc	11.60	16.66 *	Netherlands cif (for Spanish mkt)		
		1-2	16.20	23.26 *			
		2-3	19.10	27.43 *			
		3-4	23.20	33.32 *			
		4-6	25.70	36.91 *			
	Fresh - whole	0.3-0.5 kg/pc	5.62	8.07 *	Italy cif	Spain	
0.8-1 kg/pc		8.80	12.64 *				
1.5-2		9.47	13.60 *				
1-1.5		8.85	12.71 *				
2-2.5		12.30	17.66 *				
0.5-1 kg/pc		9.11	13.08 *	Netherlands			
0.7-1		10.44	14.99 *				
0.8-1.2		10.20	14.65 *				
2-2.5		14.15	20.32 *				
2-3		14.46	20.76 *				
Sole/Sole/ Lenguado <i>Solea vulgaris</i>	Fresh - whole	No. 1	14.53	20.87 -	Italy fob cif	Croatia	
		No. 3	14.90	21.40 *		fca	France
		No. 4	11.34	16.28 -			
		No. 5	7.90	11.34 -			
	Fresh - Gutted	No. 2	21.21	30.46 +		Netherlands	
		No. 3	15.56	22.34 -			
		No. 4	11.18	16.05 -			
		No. 5	8.96	12.87 -			
	Fresh - whole	<170 gr/pc	9.20	13.21 *	Netherlands cif (for Spanish mkt)		
		160-220	11.40	16.37 *			
		210-300	16.10	23.12 *			
		300-400	21.90	31.45 *			
400-600		25.50	36.62 *				
600-800		27.10	38.92 *				
<i>Solea lascaris</i>	Fresh whole		11.35	16.30 *	Italy fca	Morocco	
	Fresh - fillet		8.15	11.70 *	cif	Senegal	
European Flounder/ Flet d'Europe/ Platija europea <i>Platichthys flesus</i>	Fresh whole	very small	0.35	0.50 -	Poland dap	Baltic	
	Fesh - whole		1.33	1.91 *	Italy cpt fca	Denmark	
			1.50	2.15 *			
			1.07	1.54 *		France	

Fish Species Trade Name	Product Form	Grading	Price per kg		Reference & Area	Origin
			As stated	EUR USD		
TUNAS/BILLFISHES						August 2011
Tuna/Thon/Atún <i>Thunnus spp.</i>	Yellowfin - cooked & cleaned loins - vacuum packed	double cleaned	5.43	7.80 +	Italy ddp	Solomon Is./ Ecuador
	Yellowfin - whole	> 10 kg/pc	1.95	2.80 +	Spain cif	Atlantic Ocean
		< 10	1.40	2.01 -		
	Skipjack - whole	> 1.8 kg/pc	1.20	1.72 *	cfr	Côte d'Ivoire
	Albacore - whole	< 10 kg/pc	3.00	4.31 *		
	Yellowfin - whole	> 20 kg/pc	1.90	2.73 =	ddp	Ecuador
	Skipjack - whole	1.8-2.5 kg/pc	1.20	1.72		
	Skipjack - cooked & cleaned loins - vacuum packed	double cleaning	3.70	5.31 +	cfr	Atlantic Ocean
	Bigeye - whole	> 10 kg/pc	1.75	2.51 +		
	Bigeye - frozen loins		3.79	5.44 -	fca	Eastern Pacific
	Yellowfin - frozen loins		4.50	6.46 =		
	Skipjack - frozen loins		3.50	5.03 -	Ecuador fob (for European mkt)	Ecuador
	Yellowfin loins 100% cleaned	4-6 kg/pc	4.45	6.39 *		
	Skipjack - pre-cooked loins	single cleaning double cleaning	3.83	5.50 +	Spain fot	Spain
Yellowfin - pre-cooked loins	4.25		6.10 =			
Swordfish/Espadon/ Pez espada <i>Xiphias gladius</i>	Seafrozen	20-30 kg/pc	6.55	9.41 *		
		30-50-70	6.55	9.41 *		
		70-100	6.20	8.90 *		
SMALL PELAGICS						August 2011
Mackerel/Maquereau/ Caballa <i>Scomber scombrus</i>	Whole	200-400 gr/pc	not available		Norway fob	Norway
		300-500			Spain fca	Spain
	400-600	300-500 gr/pc	1.43	2.05 *		
	Fresh - fillet		4.50	6.46	Italy cpt fca	France
			3.51	5.04 +		
	Fresh - whole		2.40	3.45 -	fca	Denmark France Spain Norway
		1.48	2.13 -			
		2.20	3.16 *			
		2.88	4.14 -			
Herring/Hareng/Arenque <i>Clupeidae</i>	Fresh - fillet		3.26	4.68	fca	Denmark
	Fresh - whole	70-100 gr/pc	0.33	0.47 -	Poland fob	Baltic
Sprat/Sprat/Espadin <i>Sprattus sprattus</i>	Fresh - whole		0.15	0.21 -		
Capelin/Capelan/ Capelán <i>Mallotus villosus</i>	Whole	mixed	not available		Norway fob	Norway
Sardine/Sardine/ Sardina <i>Sardina pilchardus</i>	Fresh -whole		1.50	2.15 +	Italy cif cpt fca fob	Italy France
			1.25	1.79		
			1.04	1.49 +		
	Fresh -whole		1.15	1.65	fob fob cpt cif	Mediterranean Italy Croatia
			1.10	1.58		
			1.32	1.90 +		
			1.43	2.05 *		
Fresh - headless, gutted		1.40	2.01 *	fob	Italy	
		1.50	2.15 *			
		5.40	7.75 *			

Fish Species Trade Name	Product Form	Grading	Price per kg		Reference & Area	Origin
			As stated	EUR USD		
CEPHALOPODS						August 2011
Squid/Encornet/Calamar <i>Loligo</i> spp.	Frozen - whole	S (< 18 cm)	5.20	7.47 -	Germany cif	South Africa
		M (18-25)	5.40	7.75 =		
		L (25-30)	5.60	8.04 =		
		XL (>30)	5.60	8.04 =		
<i>Todarodes pacificus</i>	Tubes, cleaned, tip on wingless, 100% net weight	< 5	3.20	4.60 -		China
		< 7	3.10	4.45 -		
		< 10	2.92	4.20 -		
Dosidicus gigas (giant squid)	Fillet	A	1.01	1.45 *	Peru fob	Peru
	Tentacles		0.87	1.25 *		
	Wings		0.66	0.95 *		
Octopus/Poulpe/Pulpo <i>Octopus vulgaris</i>	Frozen - whole	T1	9.00	12.92 +	Spain wholesale	Morocco
		T2	8.00	11.49 +		
		T3	7.00	10.05 +		
		T4	6.50	9.33 +		
		T5	6.00	8.62 +		
		T6	5.00	7.18 +		
		T7	4.00	5.74 +		
		T8	3.80	5.46 +		
		T9	3.60	5.17 +		
		Cuttlefish/Seiche/ Sepia <i>Sepia pharaonis</i>	Whole cleaned	> 2 kg/pc		
20% glaze	1-2		3.83	5.50 -		
IQF, whole, cleaned flower type	1-2 kg/pc		4.11	5.90 *		
		> 2	4.81	6.90 *		
CRUSTACEANS						August 2011
Warmwater shrimp/ Crevette d'eau chaude/ Langostino, Gamba <i>Metapenaeus Dobsoni</i>	PUD	100-200 200-300 300-500 500-800	No quotations		France cif	India
Whiteleg shrimp/ Crevette pattes blanches/Camarón patiblanco <i>Penaeus vannamei</i>	PD tail off, natural, no chemical IQF, 100% net weight	26-30 pc/lb	9.89	14.20 *	Germany cfr	Indonesia
		31-40	9.40	13.50 -		
		41-50	7.94	11.40 =		
		51-60	7.52	10.80 =		
		61-70	7.03	10.10 =		
		71-90	6.27	9.00 =		
		91-120	6.09	8.75 =		
	Headless, skin-on IQF 75% net weight	16-20 pc/lb	9.44	13.55 *		Viet Nam
		21-25	7.12	10.22 +		
		26-30	5.95	8.55 +		
	PD, raw, 90% net weight IQF	61-70 pc/lb	5.73	8.23 *		China
		70-90	5.11	7.34 *		
		91-110	4.83	6.93 *		
	Head-on 20% glaze	16-20 pc/lb	5.64	8.10 -	Europe cfr	India
		21-25	4.94	7.10 -		
26-30		4.25	6.10 -			
30-40		3.55	5.10 -			
Head-on, shell-on	30-40 pc/kg	4.94	7.10 +	Ecuador fob for European main ports	Ecuador	
	40-50	4.21	6.05 +			
	50-60	3.97	5.70 +			
Head-on, shell-on	60-70 pc/kg	3.66	5.25 *	Colombia for European main ports	Colombia	
	70-80	3.55	5.10 +			
	80-100	3.45	4.95 +			
	100-120	3.06	4.40			

Fish Species Trade Name	Product Form	Grading	Price per kg			Reference & Area	Origin
			As stated	EUR	USD		
CRUSTACEANS (cont.)							August 2011
Black tiger/Crevette tigrée/Camarón tigre <i>Penaeus monodon</i>	IQF, head-on 20% glaze	4-6 pc/lb		17.70	25.42	Europe cfr	Bangladesh
		6-8		15.70	22.55		
		8-12		11.75	16.87 =		
		13-15		10.70	15.37 =		
		16-20		9.40	13.50 =		
		21-30		7.20	10.34 =		
		31-40		6.20	8.90 =		
		41-50		5.50	7.90 =		
	Headless, easy-peel, 25% glaze IQF	< 5 pc/lb		11.84	17.00		India
		6-8		10.45	15.00		
		8-12		8.70	12.50		
		13-15		7.31	10.50		
16-20			6.62	9.50 *			
Headless, 100% net weight	16-20 pc/lb		10.45	15.00			
	21-25		9.05	13.00			
	26-30		8.36	12.00			
	31-40		6.62	9.50			
	41-50		5.92	8.50			
Headless, skin on, raw, IQF 20% glazing	6-8 pc/lb		12.19	17.50 *	Germany cfr	Bangladesh	
	8-12		10.17	14.60 *			
	13-15		8.81	12.65 *			
	16-20		7.52	10.80 *			
Whole - 20% glaze	16-20 pc/lb		7.25	10.41	Spain cif		
	21-30		5.80	8.33			
	31-40		4.75	6.82			
Headless, skin-on, IQF, 75% net weight	26-30 pc/lb		5.57	8.00 *	Germany cfr	Viet Nam	
	31-40		5.01	7.20 *			
	Head-on, skin-on, semi-IQF 100% net weight	16-20 pc/lb		9.44			13.55 *
Head-on, skin-on, semi-IQF 100% net weight	21-30		7.12	10.22 *			
	31-40		5.95	8.55 *			
	Raw, headless, shell-on 25% net weight IQF	< 3 pc/lb		8.43			12.10
< 5			7.73	11.10			
< 7			7.38	10.60			
Norway lobster/ Langoustine/Cigala <i>Nephrops norvegicus</i>	Whole	1-4 pc/kg		19.00	27.28 =	Spain ddp	Iceland
		5-7		16.30	23.41 =		
		8-10		14.80	21.25 =		
		11-15		10.15	14.58 =		
		16-20		7.90	11.34 =		
		21-25		6.90	9.91 =		
		26-30		5.50	7.90 =		
European lobster/ Homard européen/ Bogavante <i>Homarus gammarus</i>	Live - bulk	400-600 gr/pc		14.50	20.82 -	France delivered to French vivier companies	Ireland
		600-800		14.50	20.82 -		
American lobster/ Homard américain/ Bogavante americano <i>Homarus americanus</i>	Frozen whole cooked popsicle	< 400 gr/pc	CAN	19.75	20.02 14.13	Europe cif	Canada
		> 450	CAN	20.75	21.04 14.85		
				indications			
Edible crab/Tourteau/ Buey de mar <i>Cancer pagurus</i>	Live	400-600 gr/pc		2.20	3.16 =	France delivered live to French vivier companies	Ireland
		600-800		2.20	3.16 =		

Fish Species Trade Name	Product Form	Grading	Price per kg			Reference & Area	Origin	
			As stated	EUR	USD			
BIVALVES							August 2011	
Oyster/Huitre/Ostra <i>Crassostrea gigas</i>	Live	No. 3		3.50	5.03 =	France prod. price	Ireland/France	
Mussel/Moule/Mejillón <i>Mytilus edulis</i> <i>Mytilus galloprovincialis</i>	Live - Bottom mussel			2.10	3.02 +	wholesale	France	
	Live - Rope	60-80 pc/kg		1.90	2.73 =		Spain	
Scallop/Coquille Saint-Jacques/Vieira <i>Zygochlamys patagonica</i>	IQF - shell-off	120-150 gr/pc		13.00	18.67	Europe ddp	Argentina	
Razor shell/Couteau/Navajas - Solenidae	IQF	12 cm		3.55	5.10 =	Spain cif	Netherlands	
SALMON							August 2011	
Atlantic salmon/Saumon de l'Atlantique/Salmón del Atlántico <i>Salmo salar</i>	Fresh - gutted, head-on Superior quality	1-2 kg/pc		2.80	4.02 -	France cif	Scotland	
		2-3		3.30	4.74 -			
		3-4		3.80	5.46 -			
		4-5		3.80	5.46 -			
		5-6		3.95	5.67 -			
		> 6		4.05	5.82 -			
	Fresh - gutted, head-on Superior quality	1-2 kg/pc		2.90	4.16 -	ddp	Norway	
		2-3		3.35	4.81 -			
		3-4		3.65	5.24 -			
		4-5		3.70	5.31 -			
5-6			3.75	5.38 -				
	> 6		3.90	5.60 -				
	Pink salmon/Saumon rose/Salmón rosado <i>Oncorhynchus gorbuscha</i>	H&G, tail-on	1-2 kg/pc		2.65	3.80 *	Germany cfr	USA
		TROUT						
		August 2011						
Trout/Truite/Trucha <i>Salmo spp.</i>		Whole fresh on ice	0.5-0.8 kg/pc	HUF	1121	4.13 5.94 -	Hungary ex-farm	Hungary
		Fillet - farmed	200-400 gr/pc		6.90	9.91 =	Italy ex-farm	Italy
	Live - farmed	500-700 gr/pc		2.90	4.16 =			
Rainbow trout/Truite arc-en-ciel/Trucha arco iris <i>Oncorhynchus mykiss</i>	Live - farmed	250-400 gr/pc		2.90	4.16 =	Spain fca	Spain	
	Gutted			3.70	5.31 =			
Whole - gutted		200-300 gr/pc		2.90	4.16 *			
	FRESHWATER FISH							
	August 2011							
Northern pike/Brochet du Nord/Lucio <i>Esox Lucio</i>	Fresh - whole, gutted, head-on	0.7-2.5 kg/pc	HUF	1191	4.39 6.31	Hungary ex-farm	Hungary	
	Nile perch/Perche du Nil/Perca del Nilo <i>Lates niloticus</i>	Fillet - IWP	200-500 gr/pc	No quotations			Spain cfr	Viet Nam
		400-600						
		500-1000						
Panga <i>Pangasius spp.</i>	Fillet, IQF - 20% glaze	120-170 gr/pc		1.85	2.65 *	Germany cfr		
	Fillet, interleaved, 10% glaze white meat, skinless, boneless belly-off, treated			2.05	2.95 *			
	Fillet - fully trimmed - net weight, white meate			2.21	3.18 *			

Fish Species Trade Name	Product Form	Grading	Price per kg		Reference & Area	Origin
			As stated	EUR USD		
FRESHWATER FISH (cont.)						August 2011
Panga <i>Pangasius spp.</i>	Fillet - thawed			2.83 4.06 2.84 4.08 - 2.85 4.09 = 2.96 4.25 = 2.83 4.06	Italy cif cpt fca fob cpt	Viet Nam Netherlands
Nile tilapia/Tilapia du Nil/Tilapia del Nilo <i>Oreochromis niloticus</i>	Fillets, IQF, 20% glaze, skinless	3-5 oz/pc 5-7	No quotations		European main ports cfr	China
North African catfish/Poisson-chat nord-africain/Pez-gato <i>Clarias gariepinus</i>	Fresh - whole gutted, skinless headless	0.6-2 kg/pc	HUF 764	2.82 4.05 *	Hungary ex-farm	Hungary
	Fresh - skinless, fillet		HUF 964	3.55 5.10 *		
Carp/Carpe/Carpa <i>Cyprinus spp.</i>	Live	1.5-5 kg/pc	HUF 560	2.07 2.97 =		
	Fresh , whole, gutted, head-on	1-4.5 kg/pc	HUF 701	2.58 3.71 =		
	Fresh , whole, gutted, head-off	0.7-4 kg/pc	HUF 841	3.10 4.45		
	Fresh on ice - slices		HUF 1023	3.77 5.42 +		
	Fresh on ice - fillets		HUF 1163	4.29 6.16 +		
Bighead carp/Carpe à grosse tête/Carpa capezona <i>Aristichthys nobilis</i>	Fresh gutted, head-off	0.7-2.5 kg/pc	HUF 560	2.07 2.97 +		
Grass carp/Carpe herbivore/Carpa china <i>Ctenopharyngodon idellus</i>	Fresh - whole, gutted, scaled head-on	1-3 kg/pc	HUF 701	2.58 3.71		
Crucian Carp/Carassin/Carpin <i>Carassius carassius</i>	Fresh - whole, gutted, scaled head-on	0.15-0.5 kg/pc	HUF 490	1.81 2.59 =		
Wels/Silure glane/Siluro <i>Silurus glanis</i>	Fresh on ice, whole	1.5-4 kg/pc	HUF 1612	5.94 8.54		
Brown bullhead/Barbotte brune <i>Ameiurus nebulosus</i>	Fresh - whole gutted, heard-on	0.1-0.2 kg/pc	HUF 701	2.58 3.71		
NON-TRADITIONAL SPECIES						August 2011
Sturgeon/Esturgeon/Esturione <i>Acipenseridae</i>	Frozen - Whole	1.5-2 kg/pc		6.00 8.62 =	France cif	France
	Gutted	5-7 kg/pc		6.00 8.62 =		
	Fillets	200-300 gr/pc		12.00 17.23 +		
		800-1000		12.00 17.23 +		
<i>A.baeri</i>	Caviar (Aquitaine) metal boxes			1 400 2 010 =		
Blue shark/Peau bleue/Tiburón azul <i>Prionace glauca</i>	H&G, skin-on	7-12 kg/pc		1.25 1.79 *	Spain fca	Spain
Red Pogy/Pagre/Pargo <i>Pagrus pagrus</i>	Fresh - whole	300-400 gr/pc 400-600 600-800 800-1000		2.62 3.76 * 2.62 3.76 * 2.62 3.76 * 2.62 3.76 *	Italy fca	Argentina
	Fresh - gutted	300-400 gr/pc 400-600 600-800 800-1000 > 1000		2.68 3.85 * 3.38 4.85 * 3.88 5.57 * 4.18 6.00 * 4.46 6.40 *		

Fish Species Trade Name	Product Form	Grading	Price per kg		Reference & Area	Origin
			As stated	EUR USD		
NON-TRADITIONAL SPECIES						August 2011
Sand Steebras/Marbré Herrera <i>Lithognathus mormyrus</i>	Fresh - whole Mediterranean	300-500 gr/pc	9.17	13.17 *	Italy fca	Spain
			11.00	15.80 *		France
White seabream/ Sar comun/Sargo <i>Diplodus sargus</i>	Fresh - whole	300-500 gr/pc	12.25	17.59 *		Spain
		500-700	14.10	20.25 *		
		700-1000	14.42	20.71 *		
Tub gurnard/ Grondin perlon/ Begel <i>Chelidonichthys lucerna</i>	Fresh - whole	1-2 kg/pc	12.96	18.61 *		Morocco
		100-200 gr/pc	2.11	3.03 *		Netherlands
		200-300	3.40	4.88 *		
		200-300 gr/pc				
Grey gurnard/ Grondin gris/ Borracho <i>Eutrigla gurnardus</i>	Fresh - fillet		4.50	6.46 *		France
	Fresh - whole	100-200 gr/pc 300-500	1.84	2.64 *		
Red mullet/ Rouget de vase/ Salmonete de fango <i>Mullus barbatus</i>	Fresh - whole	I	4.50	6.46 *		Croatia
		II	4.05	5.82 *		
		III	3.25	4.67 *		
Surmullet/ Rouget de roche/ Salmonete de roca <i>Mullus surmuletus</i>	Fresh - whole	100-200 gr/pc	17.77	25.52 *	fca	Spain
		200-300	17.15	24.63 *		
		300-400	19.00	27.28 *		
SEABASS/SEABREAM/MEAGRE						August 2011
Seabass/Bar, Loup/Lubina <i>Dicentrarchus labrax</i>	Fresh - whole farmed	200-300 gr/pc	4.05	5.82 +	Greece fob	Greece
		300-450	5.40	7.75 +		
		400-600	5.75	8.26 +		
		600-800	6.25	8.97 +		
		800-1000	7.55	10.84 +		
		> 1000	8.55	12.28 +		
		200-300 gr/pc	4.25	6.10 +	Italy cif	
		300-450	5.60	8.04 +		
		450-600	5.95	8.54 +		
		600-800	6.45	9.26 +		
		800-1000	7.75	11.13 +		
		200-300 gr/pc	4.30	6.17 +	France cif	
		300-450	5.65	8.11 +		
		450-600	6.00	8.62 +		
		600-800	6.50	9.33 +		
		800-1000	7.80	11.20 +		
		200-300 gr/pc	4.29	6.16 +	Spain cif	
		300-450	5.64	8.10 +		
		450-600	5.99	8.60 +		
		600-800	6.49	9.32 +		
800-1000	7.79	11.19 +				
> 1000	8.79	12.62 +				

Fish Species Trade Name	Product Form	Grading	Price per kg		Reference & Area	Origin
			As stated	EUR USD		
SEABASS/SEABREAM/MEAGRE (cont.)						August 2011
Seabass/Bar, Loup/Lubina <i>Dicentrarchus labrax</i>	Fresh - whole farmed	200-300 gr/pc	4.32	6.20 +	Germany cif	Greece
		300-450	5.67	8.14 +		
		450-600	6.02	8.64 +		
		600-800	6.52	9.36 +		
		800-1000	7.82	11.23 +		
		> 1000	8.82	12.67 +		
		200-300 gr/pc	4.30	6.17 +	Portugal cif	
		300-450	5.65	8.11 +		
		450-600	6.00	8.62 +		
		600-800	6.50	9.33 +		
		800-1000	7.80	11.20 +		
		> 1000	8.80	12.64 +		
		200-300 gr/pc	4.48	6.43 +	UK cif	
		300-450	5.83	8.37 +		
		450-600	6.18	8.87 +		
	600-800	6.68	9.59 +			
	800-1000	7.98	11.46 +			
> 1000	8.98	12.90 +				
200-300 gr/pc	4.43	6.36	Spain fob	Spain		
300-400	5.68	8.16 +				
400-600	6.22	8.93 +				
600-800	6.21	8.92 +				
Fresh - whole - wild Mediterranean	600-800 gr/pc	10.75	15.44 *	Italy cif	Egypt	
	800-1000	10.75	15.44 *			
	1000-2000	11.75	16.87 *			
	> 2000	12.00	17.23 *			
Fresh - whole - wild Atlantic	500-1000 gr/pc	12.63	18.14 *	fca	France	
		13.40	19.24 *		Netherlands	
	1000-2000 gr/pc	23.00	33.03 *		Spain	
	> 2000 gr/pc	24.39	35.02 *		Morocco	
Gilthead seabream/ Dorade royale/Dorada <i>Sparus aurata</i>	Fresh - whole farmed	200-300 gr/pc	4.35	6.25 -	Greece fob	Greece
		300-450	5.00	7.18 -		
		450-600	5.40	7.75 -		
		600-800	6.55	9.41 =		
		800-1000	8.05	11.56 -		
		> 1000	8.80	12.64 -		
	200-300 gr/pc	4.55	6.53 -	Italy cif		
	300-450	5.20	7.47 -			
	450-600	5.60	8.04 -			
	600-800	6.75	9.69 =			
800-1000	8.25	11.85 -				
> 1000	9.00	12.92 -				

Fish Species Trade Name	Product Form	Grading	Price per kg		Reference & Area	Origin
			As stated	EUR USD		
SEABASS/SEABREAM/MEAGRE (cont.)						August 2011
Gilthead seabream/ Dorade royale/Dorada <i>Sparus aurata</i>	Fresh - whole farmed	200-300 gr/pc	4.60	6.61 -	France cif	Greece
		300-450	5.25	7.54 -		
		450-600	5.65	8.11 -		
		600-800	6.80	9.76 =		
		800-1000	8.30	11.92 -		
		> 1000	9.05	13.00 -		
		200-300 gr/pc	4.59	6.59 -	Spain cif	
		300-450	5.24	7.52 -		
		450-600	5.64	8.10 -		
		600-800	6.79	9.75 =		
		800-1000	8.29	11.90 -		
		> 1000	9.04	12.98 -		
		200-300 gr/pc	4.62	6.63 -	Germany cif	
		300-450	5.27	7.57 -		
		450-600	5.67	8.14 -		
	600-800	6.82	9.79 =			
	800-1000	8.32	11.95 -			
	> 1000	9.07	13.02 -			
	200-300 gr/pc	4.60	6.61 -	Portugal cif		
	300-450	5.25	7.54 -			
	450-600	5.65	8.11 -			
600-800	6.80	9.76 =				
800-1000	8.30	11.92 -				
> 1000	9.05	13.00 -				
200-300 gr/pc	4.78	6.86 -	UK cif			
300-450	5.43	7.80 -				
450-600	5.83	8.37 -				
600-800	6.98	10.02 =				
800-1000	8.48	12.18 -				
> 1000	9.23	13.25 -				
200-300 gr/pc	5.07	7.28 +	Spain fob	Spain		
300-400	5.81	8.34 +				
400-600	6.17	8.86 +				
600-800	6.00	8.62				
Fresh - whole - wild	Atlantic	800-1000 gr/pc	17.54	25.19 *	Italy fca	Morocco
		1000-2000	19.49	27.99 *		
		> 2000	17.31	24.86 *		
	Mediterranean	600-800 gr/pc	10.63	15.26 *	cpt	Egypt
		1000-2000	10.83	15.55 *		
		300-400 gr/pc	16.60	23.84 *	fca	Spain
		600-800	22.80	32.74 *		
		1000-2000	28.25	40.57 *		
		> 2000	24.97	35.86 *		
Meagre/Maigre Commun Corvina <i>Argyrosomus regius</i>	Whole - farmed	2-3 kg/pc	5.50	7.90 *	Italy cif	Greece

The **European Fish Price Report** is a monthly GLOBEFISH publication, prepared by Karine Boisset, José Estors Carballo, Audun Lem and edited by Hilary Cochrane.

It can be ordered from the **FISH INFONetwork**:

FAO GLOBEFISH (Network coordinator) Viale delle Terme di Caracalla 00153 Rome - Italy Tel: (39) 06 57055188 Fax: (39) 06 57053020 E-mail: globefish@fao.org Web site: www.globefish.org	INFOPECSA (Latin America) Julio Herrera y Obes 1296 11200 Montevideo - Uruguay Tel: (598) 2 9028701 Fax: (598) 2 9030501 E-mail: infopesca@infopesca.org Web site: www.infopesca.org	EUROFISH (Central and Eastern Europe) H.C. Andersens Blvd 44-46 1553 Copenhagen - Denmark Tel: (45) 33377755 Fax: (45) 33377756 E-mail: info@eurofish.dk Web site: www.eurofish.dk	INFOFISH (Asia/Pacific) Level 2, Menara Olympia 8 Jalan Raja Chulan 50200 Kuala Lumpur - Malaysia Tel: (603) 2078 3466 Fax: (603) 2078 6804 E-mail: info@infofish.org Web site: www.infofish.org
INFOPECHE (Africa) Tour C, 19ème étage, Cité Administrative Abidjan 01 - Côte d'Ivoire Tel: (225) 20228980 Fax: (225) 20218054 E-mail: infopeche@aviso.ci Web site: www.infopeche.org	INFOYU (China) Room 514, Nongfeng Building No. 96 East Third Ring Road Chaoyang District Beijing 100122 - P.R. China Tel: (86-10) 59199614 Fax: (86-10) 59199614 E-mail: infoyu@agri.gov.cn Web site: www.infoyu.net	INFOSAMAK (Arab Region) 71 blvd Rahal El Meskini Casablanca 20 000 - Morocco Tel: (212) 522540856 Fax: (212) 522540855 E-mail: infosamak@infosamak.org Web site : www.infosamak.org	INFOSA - sub-office INFOPECHE (Southern Africa) 89, John Meinert Street- West Windhoek -Namibia Tel: (264) 61279430 Fax: (264) 61279434 E-mail: infosa@infosa.org.na Web site: www.infosa.org.na

PRICE REFERENCE (INCOTERMS 2010)

exw	ex works
fca	free carrier
fas	free alongside ship
fob	free on board
CFR	cost and freight
cif	cost, insurance and freight
cpt	carriage paid to
cip	carriage and insurance paid to
ddp	delivered duty paid
dat (new)	delivered at terminal
dap (new)	delivered at place
(daf, des, deq and ddu have been cancelled)	

PRODUCT FORM

IQF	individually quick frozen
IWP	individually wrapped pack
PBI	pinbone in
PBO	pinbone off
C&P	cooked and peeled
H&G	headed and gutted
FAS	frozen at sea
PD	peeled and deveined
PUD	peeled, undeveined

SYMBOLS

+	Price increased in original currency since last report
-	Price decreased in original currency since last report
=	Updated but unchanged price
*	New insertion
	Not updated since last issue

CURRENCY RATES

		USD	EUR
Canada	CAD	0.99	1.42
Hungary	HUF	188.84	271.18
Norway	NOK	5.48	7.87
Switzerland	CHF	0.78	1.12
UK	GBP	0.61	0.88
USA	USD	-	1.44
EU	EUR	0.70	-
Japan	JPY	76.69	110.12
South Africa	ZAR	7.18	10.31

Source: Federal Reserve Bank of New York 16/08/11

GLOBEFISH Market Reports
are available from the **GLOBEFISH web site: www.globefish.org**

Shrimp
Tuna
Salmon
Groundfish
Cephalopods
Fish Oil and Fishmeal
Small Pelagics
Bivalves
Freshwater
Seabass and Seabream



GLOBEFISH

Food and Agriculture Organization of the United Nations
Fish Products and Industry Division
Viale delle Terme di Caracalla
00153 Rome, Italy
Tel: +3906 570 53288
Fax: +3906 570 53020
www.globefish.org