



GLOBEFISH

EUROPEAN PRICE REPORT

**Issue 05/2011
May 2011**

*The **European Fish Price Report**, based on information supplied by industry correspondents, aims to provide guidance on broad price trends. Price information is indicative and should be used only for forecasting medium- and long-term trends.
FAO is not responsible for any errors or omissions.*

INDEX FOR PRICES

Groundfish	7
Flatfish	7
Tuna	8
Small Pelagics	8
Cephalopods	8
Crustaceans	9
Bivalves	10
Salmon	11
Trout	11
Freshwater fish	11
Non Traditional Species	12
Seabass-Seabream-Meagre	12

LATEST TRENDS

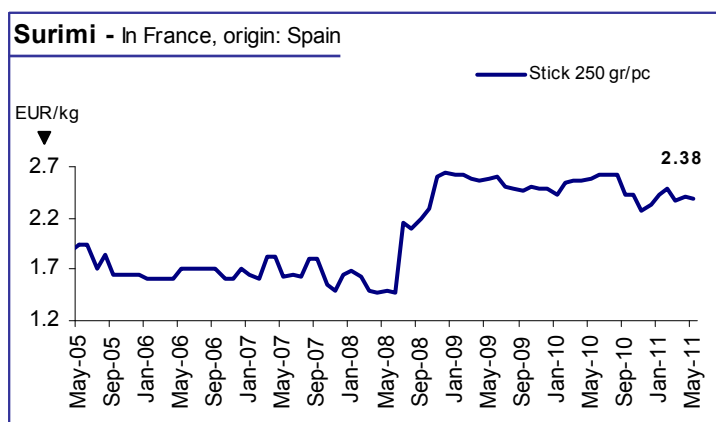
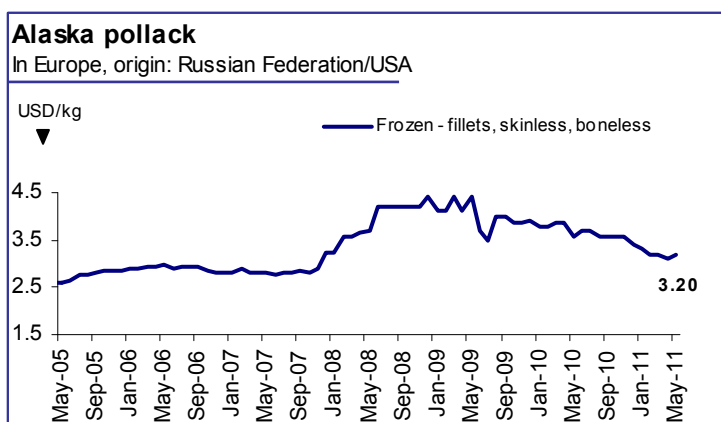
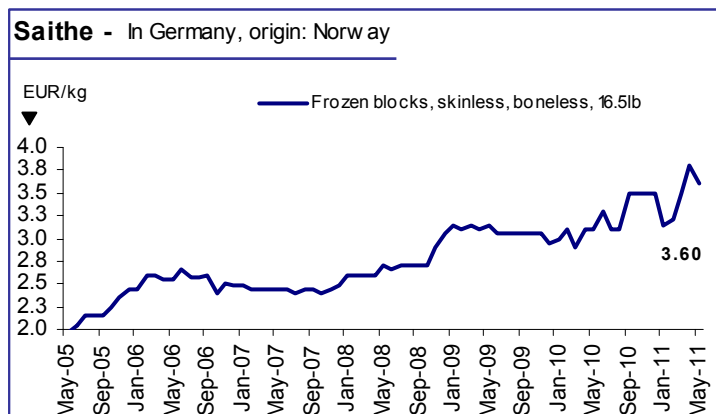
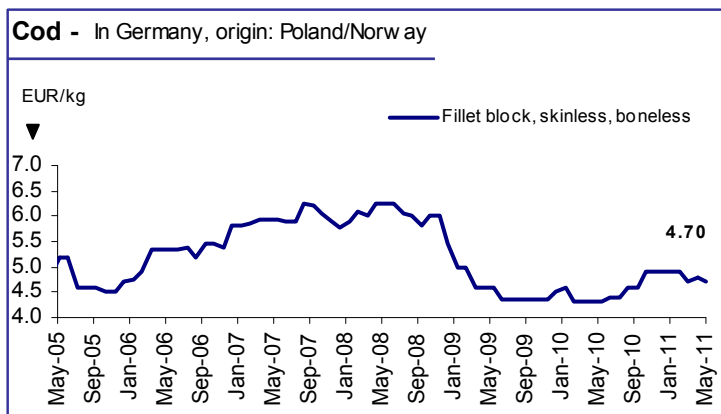
As has been the case every year since 1997, also this year GLOBEFISH participated actively in the European Seafood Exposition (ESE) in Brussels, the world's largest seafood exhibition. Visitors were more numerous than for several years and signs of the revival of business activities after the economic crisis were obvious. Many participants confirmed the upturn of business and complained about insufficient supply of raw material. This is a major problem as demand is good but supply remains very low for a number of species. GLOBEFISH noted that, as usual, ESE exhibitors and participants are generally fully informed about their own market and supply situations. However, there is a greater interest and need to be aware about competing markets and competing products as well, and to know more about the competitive situation of fish as a food product compared with other food sectors. Many operators have seen from the past difficult years that the market can change from one day to the next. With added uncertainty, many companies are looking for more diversification in products and sourcing, and are conscious of a need for more information and data on the sector as a whole.

GROUND FISH

The cod quota in Iceland could be increased for a second successive year. Reports on the cod stock index from the country's Marine Research Institute show that the stock has grown for the fourth consecutive time. The study also shows a growth in the average weight for four to nine year old cod.

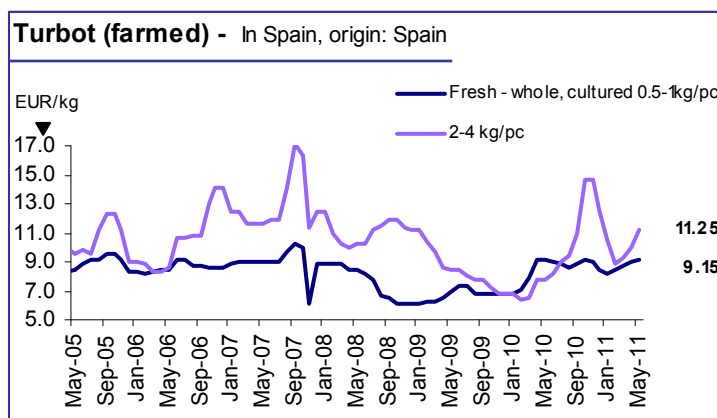


Last year catches in Iceland rose to 160 000 tonnes, 10 000 tonnes more than the previous year. The new quota for 2011 could be increased to 180 000 tonnes or more, industry leaders say.



FLATFISH

The shortage of farmed turbot is pushing prices up faster than expected. This situation will continue for the next few months despite weak demand.

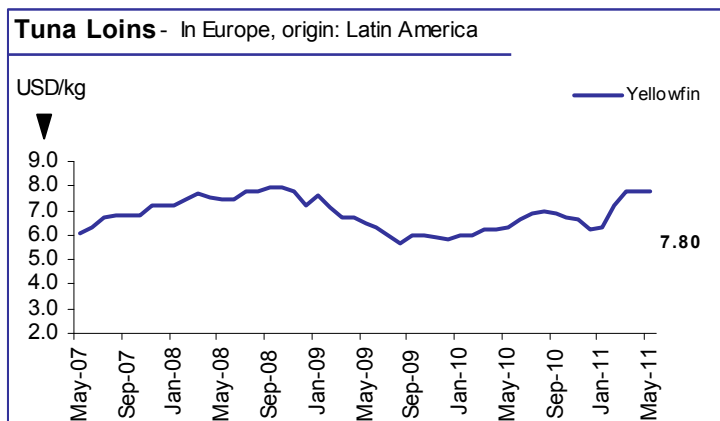


TUNA

The concern about the possible shortage of raw material during the closure of the FAD purse seiner fishery in the Western and Central Pacific raised prices for June deliveries to the Bangkok market to USD 1 800 per tonne for main size skipjack (USD 1 550 per tonne in April and USD 1 700 in May). Tuna catches by purse seiners operating in the Eastern Tropical Pacific continued to be good, helping to maintain relatively stable prices of USD 1 450 per tonne, USD 350 lower than the current price in the Bangkok market.

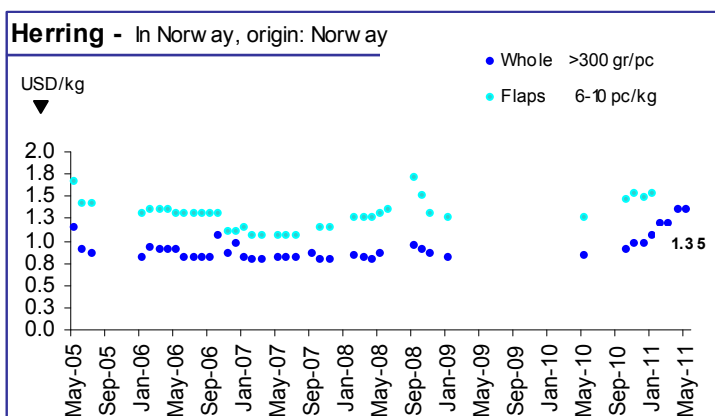
In West Africa prices were stable at EUR 980 for skipjack and EUR 1 800 for yellowfin, but again the situation at the idle canneries in Côte d'Ivoire forced boat owners that operate in the Atlantic to send their catches to Spain.

Purse seiners from France and Spain spent most of April in Mozambique where catches were relatively good.



The cooked and cleaned frozen tuna loins market was steady at USD 5 600 DDP Italy for skipjack loins and USD 7 800 per tonne for yellowfin loins.

SMALL PELAGICS



The pelagic season is over and prices of these species remain high. The demand is limited by these high prices.

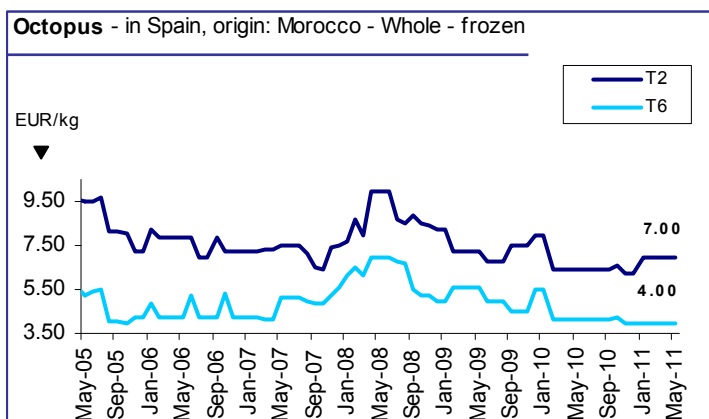
The demand for herring and herring fillets is good, but also limited by the high prices, keeping potential buyers away.

Capelin demand from Asian countries remains high.

CEPHALOPODS

Following scientists' recommendations, Moroccan authorities have decided on a new period of biological rest for octopus, from 5 May until the end of spring. The decision has been taken as a means of combating overexploitation of the species but also as a measure against illegal fishing, which makes up a high percentage of octopus fishing on Moroccan coasts.

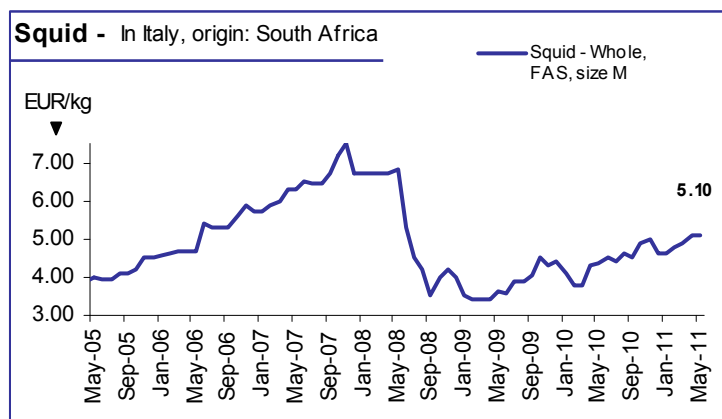
The octopus season in Indonesia will end this month, as the volume of catches in some areas is decreasing day by day. This situation has forced the price of raw material to increase. Some packers claim that this is the highest price seen in the last 10 years.



The South African squid industry will have to adjust to the collapse of one of its leading operators and exporters, responsible for about a third of South African squid exports. Currently squid stocks in South Africa are low and catches are poor but the market price remains firm, which will make it easier for the local industry to adapt to

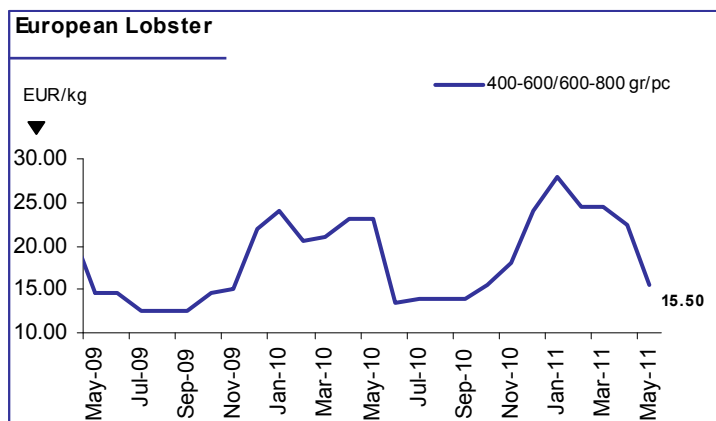
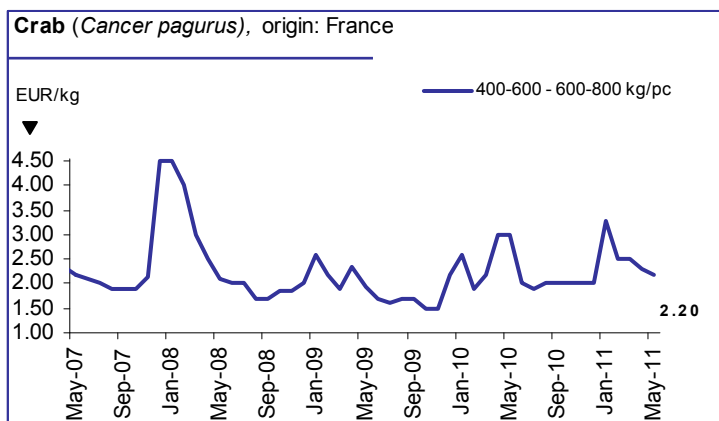
the closure than if the market was weak. However, the European market is not willing to accept higher prices than those that are currently applicable.

India suffers from a lack of raw material, with almost no landings of cuttlefish and poor landings of squid. The lack of raw material is affecting not only India, but also surrounding countries such as Viet Nam, Indonesia and Bangladesh. Prices have increased slightly as a result.



CRUSTACEANS

The crab and lobster (*Homarus gammarus*) markets are relatively calm, as usual at this time of the year.



The new Canadian lobster (*Homarus americanus*) price is expected to stabilize in the course of this week or at the beginning of the next one.

Shrimp supply from Indonesia remains limited and in low quantities. The biggest shrimp producer in Indonesia has still not recovered from the last floods, which continues to have an impact on the supply of raw material. The shrimp pond association is still controlling quantities to encourage prices to grow.

Most of the importers in the EU, Japan and the US are waiting for information about shrimp harvests in Thailand. If the harvest is good, prices will probably drop.

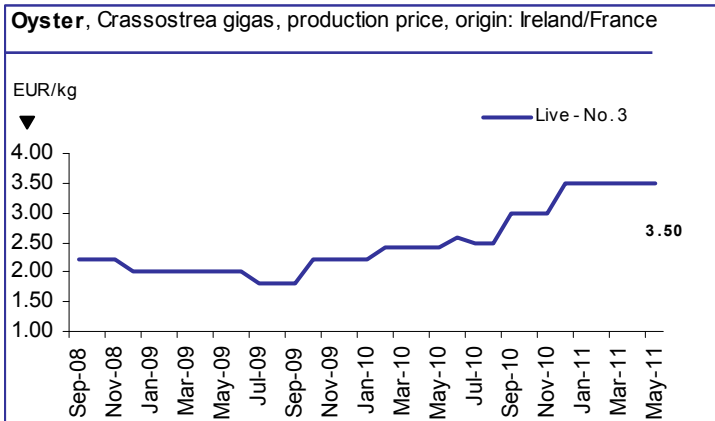
BIVALVES

In France and Ireland shellfish demand remains quiet as warm weather approaches. Water temperatures in France are reported to be higher than last year, which has caused an increase of oyster mortalities since mid April.

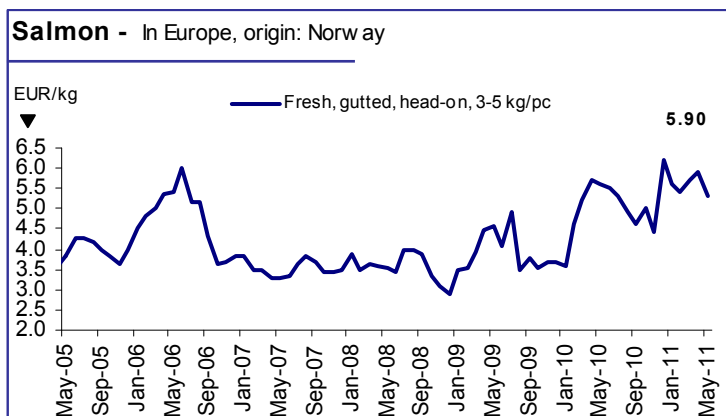
The mussel species *Mytilus galloprovincialis* (Mediterranean mussel) and *Mytilus edulis* (blue mussel) of Irish and Spanish origin are the main species available in the market at the moment. Warm weather may shorten the season.

The *Crassostrea gigas* (Pacific oyster) market is relatively stable but a shortage of raw material is expected to keep prices high. Promotional activities are at a minimum.

Scallop prices are tending upward as a result of good demand and a shortage of raw material.



SALMON



Prices of Atlantic salmon remain at high levels but are slightly weaker in May compared with April. Prices in June are expected to be at current levels whereas summer prices could even rise further when the filleting factories close down for summer holidays.

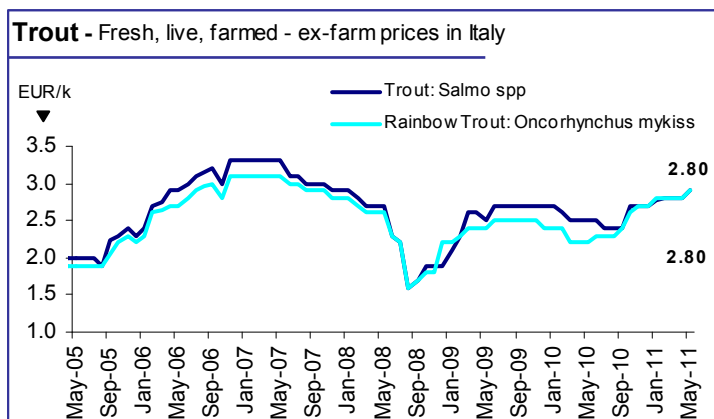
Norway's exports of Atlantic salmon in January-April 2011 were 273 000 tonnes (round

weight equivalents, RWE), slightly down (-1.8%) from the same period in 2010. However, values were up 16.6% to NOK 10.0 billion (EUR 1.3 billion) as a result of the higher prices. Export volumes to the EU, Norway's largest market with 67% of sales, declined slightly (-1.6%) during the quarter. Volumes shipped to the USA fell from 17 100 in 2010 to 9 800 this year (-43%). The reason for the latter is partly improved supplies from Chile but also an ongoing dispute between Norway and the FDA about allowable substances to combat sea lice. Norway's fresh fillet exports to the Japanese market, however, showed a substantial increase of 77%.

TROUT

Italy's trout production, prices and demand remain stable.

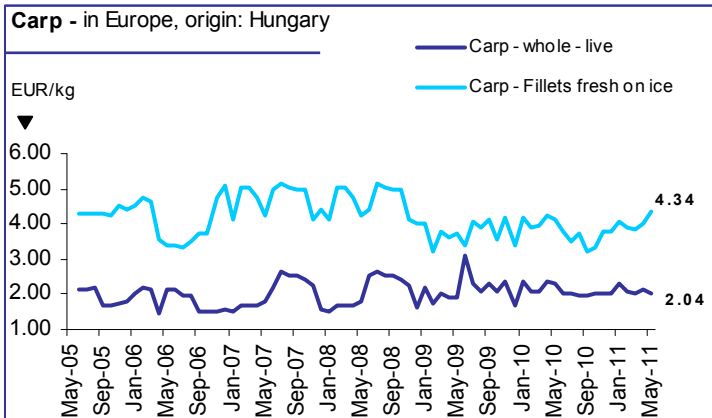
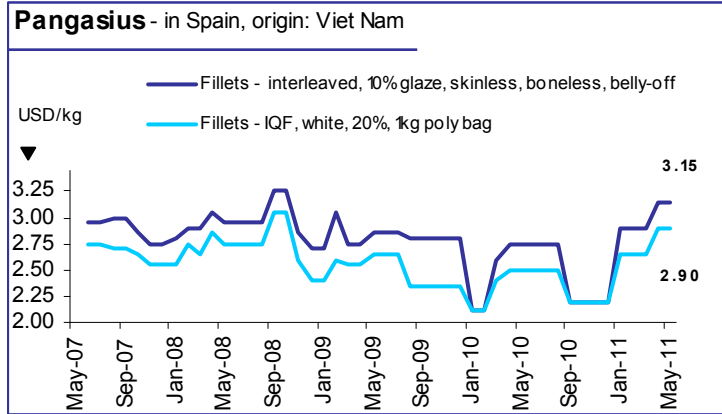
Norway's trout exports during the first four months of 2011 were down in both value and volume (11 400 tonnes RWE) although average export prices rose 22%. The main market for Norway's trout, Russia, dropped 44%, whereas trout shipments to the EU grew by a surprising 37% to 1 700 tonnes. Norway's trout exports to China fell by a massive 57% making more product available for other markets.



FRESHWATER FISH

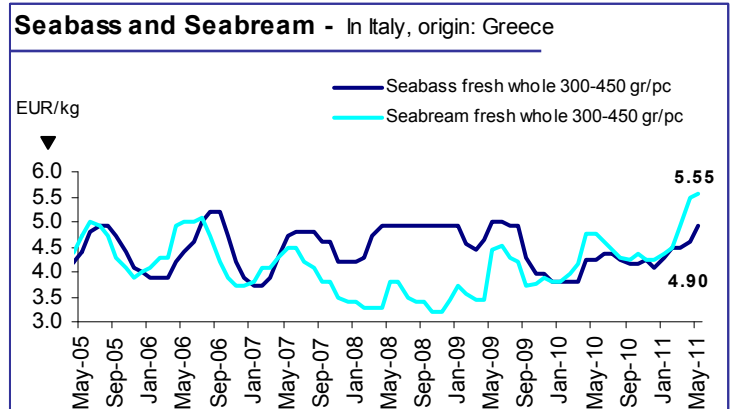
Pangasius exports from Viet Nam reached 153 062 tonnes worth USD 376 430 million in the first trimester, an increase of 5.2% in volume and 21.6% in value over the same period last year. This increase in value is due to the rise of the export price.

Carp prices from Hungary remain stable with little variation as sales are stagnant.



SEABASS/SEABREAM

Bream prices are firming by the day with bass quotations also moving upwards. At current levels, prices for bream are the highest for many years. Demand is surprisingly good and with no immediate supply increases in sight, prices should move even higher in June. The market will remain under-supplied until the new season starts during the summer. However, there is uncertainty about biomass levels in the major producing countries, Greece and Turkey.



Fish Species Trade Name	Product Form	Grading	Price per kg		Reference & Area	Origin		
			As stated	EUR USD				
GROUND FISH						May 2011		
Cod/Cabillaud, Morue/ Bacalao <i>Gadus morhua</i>	Fresh gutted		1.53	2.17 -	Poland fob	Baltic Sea		
	Fillets, skinless, boneless, blockfrozen	16.5 lb	4.70	6.65 -	Germany ddp	Barents Sea		
Hake/Merlu/Merluza <i>Merluccius capensis</i>	Skin-on fillets, plate land-frozen	2-4 oz/pc	2.90	4.10 =	Spain ddp	Namibia		
		4-6	3.30	4.67 =				
		6-8	3.40	4.81 =				
		8-12	3.50	4.95 =				
<i>Merluccius productus</i>	Fillet, regular, skinned, PBO	16.5 lb	1.91	2.70 =	Germany cfr	USA		
Alaska pollack/Lieu de l'Alaska/Colin de Alaska <i>Theragra chalcogramma</i>	Fillet block, skinless, boneless	16.5 lb	2.40	3.40 =	dap	Russia		
			2.26	3.20 +		China		
			2.19	3.10 =		Russia		
	Fillet, skinless, PBI, blockfrozen			2.09	2.95 -	France cif	USA	
				2.40	3.40 =		ddp	Russia
				2.33	3.30 +		cif	China
Full fillets - PBO			2.12	3.00		USA		
Mince - standard			1.45	2.05		USA		
Surimi (Alaska pollack)	Stick - grade A	250 gr/pc	2.38	3.37 -	France ddp	Spain		
Saithe/Lieu noir/ Carbonero (Pollock, Coley) <i>Pollachius virens</i>	Frozen - block, fillet, skinless, boneless	16.5 lb	3.60	5.09 -	Europe ddp	Norway		
Monkfish/Baudroie/ Rape <i>Lophius spp.</i>	Tails, skin-off, IWP	100-250 gr/pc	5.25	7.43 =	Spain ddp	Namibia		
		250-500	8.00	11.31 =				
		500-1000	9.00	12.73 =				
		> 1000	10.00	14.14 =				
	IQF tail, skin-on 15% glaze	50-100 gr/pc	2.33	3.30	European main ports cfr	China		
		100-200	3.18	4.50				
	200-300	3.61	5.10					
	300-500	4.17	5.90					
	500-1000	4.67	6.60					
	> 1000	6.72	9.50					
	IQF, skinless, PBO	40-80 gr/pc	3.70	5.23 =	ddp			
Haddock/Eglefin/Eglofino <i>Melanogrammus aeglefinus</i>	Fillet, skinless, boneless blockfrozen	16.5 lb	4.50	6.36 -	Germany ddp	Barents Sea		
FLAT FISH						May 2011		
Turbot/Rodaballo <i>Scophthalmus maximus</i>	Fresh - whole cultured	0.5-1 kg/pc	9.15	12.94 +	Spain cif	Spain		
		1-2	10.30	14.57 +				
		2-3	11.25	15.91 +				
		3-4	13.75	19.45 +				
	Fresh - whole cultured 15% glaze	0.25-0.5 gr/pc	5.90	8.34	Netherlands cif (for Spanish mkt)	Netherlands		
		0.5-1	10.60	14.99				
1-2		14.85	21.00					
2-3		16.25	22.98					
	3-4	18.10	25.60					
	> 4	20.00	28.29					
Dover sole/Sole/ Lenguado <i>Solea vulgaris</i>	Frozen 40% glaze	120-170 gr/pc 170-220 220-300	6.35 6.85 7.90	8.98 9.69 11.17				
European Flounder/ Flet d'Europe/ Platija europea <i>Platichthys flesus</i>	Fresh whole	very small	0.37	0.52 -	Poland dap	Baltic		

Fish Species Trade Name	Product Form	Grading	Price per kg		Reference & Area	Origin	
			As stated	EUR USD			
TUNAS/BILLFISHES						May 2011	
Tuna/Thon/Atún <i>Thunnus spp.</i>	Yellowfin - cooked & cleaned loins - vacuum packed	double cleaned	5.52	7.80 =	Italy ddp	Kenya/Solomon Is/Madagascar	
	Skipjack - cooked & cleaned loins - vacuum packed	double cleaning	3.96	5.60 *		Kenya	
	Skipjack - cooked & cleaned loins - vacuum packed		4.00	5.66	Spain cfr	Kenya/Solomon Is/China	
	Yellowfin - whole	> 10 kg/pc	1.95	2.76 +		cif	Atlantic Ocean
		< 10	1.40	1.98 -			
	Yellowfin - whole	> 20 kg/pc	1.90	2.69 -		cfr	Côte d'Ivoire
	Skipjack - whole	1.8-2.5 kg/pc	1.10	1.56 -			
	Skipjack - whole	> 1.5-1.8 kg/pc	1.05	1.49 -			Atlantic Ocean
	Bigeye - whole	> 10 kg/pc	1.65	2.33 -			
	Bigeye - frozen loins		4.00	5.66			Eastern Pacific
	Albacore - whole	< 10 kg/pc	2.90	4.10			Western Pacific
	Yellowfin - frozen loins		4.40	6.22 -			Eastern Pacific
	Skipjack - frozen loins		3.40	4.81 -			
Skipjack - pre-cooked loins		3.39	4.80 *	Ecuador fob (for European mkt)	Ecuador		
Yellowfin - pre-cooked loins		4.31	6.10 *				
Swordfish/Espadon/ Pez espada <i>Xiphias gladius</i>	Sea frozen	20-30 kg/pc	5.80	8.20 =	Spain fot	Spain	
		30-50-70	6.10	8.63 =			
		70-100	6.10	8.63 =			
SMALL PELAGICS						May 2011	
Mackerel/Maquereau/ Caballa <i>Scomber scombrus</i>	Whole	200-400 gr/pc	not available		Norway fob	Norway	
		300-500 400-600					
Herring/Hareng/Arenque <i>Clupeidae</i>	Whole	> 300 gr/pc	0.95	1.35 =	cif		
		> 330	1.00	1.42 =			
		> 350	1.03	1.45 =			
	Fillet - skinless	50-80 gr/pc 60-90	NOK 12.00	1.53 2.16 *	fob		
	Flaps	4-7 pc/kg 6-10 8-12	not available		cif		
	Fresh - whole	70-100 gr/pc	0.39	0.55 +	Poland fob	Baltic	
Sprat/Sprat/Espadín <i>Sprattus sprattus</i>	Fresh - whole		0.22	0.31 +			
Capelin/Capelan/ Capelán <i>Mallotus villosus</i>	Whole	mixed	0.64	0.90	Norway fob	Norway	
CEPHALOPODS						May 2011	
Squid/Encornet/Calamar <i>Loligo spp.</i>	Whole cleaned, IQF, 90% NW	< 5	No quotations		Germany cfr	India	
		< 10	2.97	4.20			
		10-20	2.83	4.00			
		20-40	2.26	3.20			
	Frozen - whole	S (< 18 cm)	4.90	6.93 -	cif	South Africa	
		M (18-25) L (25-30) XL (>30)	5.10 5.30 5.30	7.21 = 7.50 + 7.50 +			

Fish Species Trade Name	Product Form	Grading	Price per kg		Reference & Area	Origin
			As stated	EUR USD		
CEPHALOPODS (cont.)						May 2011
<i>Loligo duvauceli</i>	Whole - cleaned 20% glaze	< 5	3.25	4.60	Spain cif	India
		6-10	2.85	4.03		
		10-20	2.60	3.68 +		
		20-40	2.15	3.04 +		
	Whole - Semi-IQF, 10% glaze	< 3	3.40	4.81 +	France cif	
IQF, blanched ring 10% glaze, 10 kg bulk	3-6	3.00	4.24 +			
	6-10	2.80	3.96			
<i>Loligo chinensis</i>	Squid tentacles	30-50	3.25	4.60 +	France cif	
		> 60	2.97	4.20 +		
	Whole -80% net weight	> 60	2.26	3.20	Germany cfr	China
		< 3	3.18	4.50 *		
		3-6	2.83	4.00 *		
6-10		2.47	3.50 *			
10-15	2.19	3.10 *				
15-20	1.94	2.75 *				
Octopus/Poulpe/Pulpo <i>Octopus vulgaris</i>	Frozen - whole	T1	8.00	11.31 =	Spain wholesale	Morocco
		T2	7.00	9.90 =		
		T3	5.50	7.78 =		
		T4	5.00	7.07 =		
		T5	4.50	6.36 =		
		T6	4.00	5.66 =		
		T7	3.60	5.09 =		
		T8	3.40	4.81 =		
		T9	3.10	4.38 =		
	Giant octopus - flower shape raw	1-2 kg/pc > 2	3.89 4.60	5.50 + 6.50 +	Italy cfr	Indonesia
Cuttlefish/Seiche/ Sepia <i>Sepia pharaonis</i> <i>Sepia</i> spp.	Whole cleaned 20% glaze	< 1	3.96	5.60 *	Germany cfr	
		1-2	3.96	5.60 *		
		2-4	3.61	5.10 *		
	Whole - cleaned IQF - 20% glaze	< 1	4.03	5.70		
		1-2	4.03	5.70		
		2-4	3.99	5.65		
		5-7	3.99	5.65		
8-12	3.46	4.90				
CRUSTACEANS						May 2011
Warmwater shrimp/ Crevette d'eau chaude/ Langostino, Gamba <i>Metapenaeus Dobsoni</i>	PUD	100-200	3.01	4.25 +	France cif	India
		200-300	2.76	3.90 +		
		300-500	2.40	3.40 =		
		500-800	2.16	3.05 +		
Whiteleg shrimp/ Crevette pattes blanches/Camarón patiblanco <i>Penaeus vannamei</i>	Cooked, PUD IQF, 25% net weight	16-20 pc/lb	9.12	12.90	Germany cfr	
		21-25	7.78	11.00		
		26-30	6.75	9.55		
		31-40	6.05	8.55		
	PD tail off, natural, block frozen	31-40 pc/lb	9.69	13.70 *	Germany cfr	Indonesia
		41-50	8.17	11.55 *		
		51-60	7.64	10.80 *		
		61-70	7.14	10.10 *		
		71-90	6.36	9.00 *		
		91-120	6.19	8.75 *		

Fish Species Trade Name	Product Form	Grading	Price per kg			Reference & Area	Origin	
			As stated	EUR	USD			
CRUSTACEANS (cont.)							May 2011	
Whiteleg shrimp/ Crevette pattes blanches/Camarón patiblanco <i>Penaeus vannamei</i>	Head-on 20% glaze	16-20 pc/lb		6.19	8.75 *	Europe cfr	India	
		21-25		5.48	7.75 *			
26-30			4.77	6.75 *				
30-40			3.92	5.55 *				
	Head-on, shell-on	20-30 pc/kg		7.00	9.90	Ecuador fob for European main ports	Ecuador	
		30-40		5.73	8.10			
		40-50		4.31	6.10			
		50-60		4.17	5.90			
		60-70		4.03	5.70			
		70-80		3.89	5.50			
		80-100		3.71	5.25			
Black tiger/Crevette tigrée/Camarón tigre <i>Penaeus monodon</i>	IQF, head-on 20% glaze	6-8 pc/lb		15.20	21.50 +	Europe cfr	Bangladesh	
		8-12		11.50	16.26 +			
		16-20		9.00	12.73 +			
		21-25		7.00	9.90 +			
		31-40		5.85	8.27 +			
	Headless, easy-peel, 25% glaze IQF	< 5 pc/lb		12.16	17.20			India
		6-8		10.75	15.20 =			
		8-12		9.12	12.90 =			
		13-15		7.21	10.20 =			
		16-20		6.58	9.30 =			
Giant river prawn/ Bouquet géante/ Langostino de río <i>Macrobrachium rosenbergii</i>	Raw, headless, shell-on 25% net weight IQF	< 5 pc/lb		12.09	17.10 *	Germany cfr		
		6-8		9.26	13.10 *			
		8-12		7.99	11.30 *			
		13-15		6.75	9.55 *			
		16-20		5.59	7.90 *			
Norway lobster/ Langoustine/Cigala <i>Nephrops norvegicus</i>	Whole	1-5 pc/kg		19.00	26.87 *	Spain ddp	Iceland	
		6-7		15.50	21.92 *			
		8-10		14.30	20.22 *			
		11-15		9.70	13.72 *			
		16-20		7.60	10.75 *			
		21-25		6.30	8.91 *			
		26-30		5.20	7.35 *			
European lobster/ Homard européen/ Bogavante <i>Homarus gammarus</i>	Live - bulk	400-600 gr/pc		15.50	21.92 -	France delivered to French vivier companies	Ireland	
		600-800		15.50	21.92 -			
American lobster/ Homard américain/ Bogavante americano <i>Homarus americanus</i>	Frozen whole cooked popsicle	< 450 gr/pc	CAN	15.00	15.39 11.17	Europe cif	Canada	
		> 450	CAN	16.50	16.93 12.29			
			indications					
Edible crab/Tourteau/ Buey de mar <i>Cancer pagurus</i>	Live	400-600 gr/pc		2.20	3.11 -	France delivered live to French vivier companies	Ireland	
		600-800		2.20	3.11 -			
BIVALVES							May 2011	
Oyster/Huître/Ostra <i>Crassostrea gigas</i>	Live	No. 3		3.50	4.95 =	France prod. price	Ireland/France	
Mussel/Moule/Mejillón <i>Mytilus edulis</i>	Live - Bottom mussel			2.00	2.83 *	wholesale	Ireland	
				1.00	1.41	Netherlands auction	Netherlands	
	Live - Bottom mussel			1.80	2.55	France wholesale for Dutch market		
<i>Mytilus galloprovincialis</i>	Live - Rope	60-80 pc/kg		2.00	2.83 =	France wholesale	Spain	

Fish Species Trade Name	Product Form	Grading	Price per kg		Reference & Area	Origin
			As stated	EUR USD		
BIVALVES (cont.)						May 2011
Scallop/Coquille Saint-Jacques/Vieira <i>Zygochlamys patagonica</i>	IQF - shell-off	120-150 gr/pc	13.00	18.39 +	Europe ddp	Argentina
Razor shell/Couteau/Navajas - Solenidae	IQF	12 cm	3.57	5.05	Spain cif	Netherlands
SALMON						May 2011
Atlantic salmon/Saumon de l'Atlantique/Salmón del Atlántico <i>Salmo salar</i>	Fresh - gutted, head-on Superior quality	2-3 kg/pc	5.30	7.50 -	France cif	Scotland
		3-4	5.55	7.85 -		
		4-5	5.65	7.99 -		
		5-6	5.80	8.20 -		
		> 6	5.90	8.34 -		
	Fresh - gutted, head-on Superior quality	1-2 kg/pc	3.90	5.52 -	ddp	Norway
		2-3	5.00	7.07 -		
		3-4	5.30	7.50 -		
		4-5	5.30	7.50 -		
		5-6	5.40	7.64 -		
> 6	5.50	7.78 -				
TROUT						May 2011
Trout/Truite/Trucha <i>Salmo spp.</i>	Fillet - farmed	200-400 gr/pc	6.90	9.76 +	Italy ex-farm	Italy
	Live - farmed	500-700 gr/pc	2.90	4.10 +		
Rainbow trout/Truite arc-en-ciel/Trucha arco iris <i>Oncorhynchus mykiss</i>	Live - farmed	250-400 gr/pc	2.90	4.10 +		
	Gutted		3.70	5.23 =		
FRESHWATER FISH						May 2011
Nile perch/Perche du Nil/Perca del Nilo <i>Lates niloticus</i>	Fillet - IWP	200-500 gr/pc	4.75	6.72	Spain cfr	Uganda/Kenya
		400-600	4.80	6.79		
		500-1000	4.80	6.79		
Panga <i>Pangasius spp.</i>	Fillets - intervld, 10% glaze sknlss, bonlss, belly-off	120-170-220 gr/pc	2.23	3.15 =		Viet Nam
		120-170-220 gr/pc	2.05	2.90 =		
		120-170 gr/pc	2.35	3.32		
Nile tilapia/Tilapia du Nil/Tilapia del Nilo <i>Oreochromis niloticus</i>	Fillets, IQF, 20% glaze, skinless	3-5 oz/pc	2.65	3.75	European main ports cfr	China
		5-7	2.79	3.95		
Carp/Carpe/Carpa <i>Cyprinus spp.</i>	Live	1.5-5 kg/pc	HUF 546	2.04 2.88 -	Hungary ex-farm	Hungary
	Fresh on ice - slices		HUF 1023	3.82 5.40 +		
	Fresh on ice - fillets		HUF 1163	4.34 6.14 +		
Bighead carp/Carpe à grosse tête/Carpa capezona <i>Aristichthys nobilis</i>	Fresh gutted, head-on	0.7-2.5 kg/pc	HUF 448	1.67 2.36 -		
		Fresh on ice, fillets		HUF 630		
Grass carp/Carpe herbivore/Carpa china <i>Ctenopharyngodon idellus</i>	Fresh on ice, slices		HUF 841	3.14 4.44 *		
	Fresh on ice, fillets		HUF 911	3.40 4.81 *		
Wels/Silure glane/Siluro <i>Silurus glanis</i>	Fresh on ice, fillets		HUF 1023	3.82 5.40 -		

Fish Species Trade Name	Product Form	Grading	Price per kg		Reference & Area	Origin
			As stated	EUR USD		
NON-TRADITIONAL SPECIES						May 2011
Sturgeon/Esturgeon/ Esturione <i>Acipenseridae</i> <i>A.baeri</i>	Frozen - Whole	1.5-2 kg/pc	6.00	8.49 =	France cif	France
	Gutted	5-7 kg/pc	6.00	8.49 =		
	Fillets	200-300 gr/pc	11.00	15.56 =		
		800-1000	11.00	15.56 =		
Caviar (Aquitaine) metal boxes		1 400	1 980 =			
SEABASS/SEABREAM/MEAGRE						May 2011
Seabass/Bar, Loup/Lubina <i>Dicentrarchus labrax</i>	Fresh - whole	200-300 gr/pc	4.15	5.87 +	Greece fob	Greece
		300-450	4.70	6.65 +		
		400-600	4.90	6.93 +		
		600-800	5.40	7.64 +		
		800-1000	7.25	10.25 +		
		> 1000	8.10	11.46 -		
		200-300 gr/pc	4.35	6.15 +	Italy cif	
		300-450	4.90	6.93 +		
		450-600	5.10	7.21 +		
		600-800	5.10	7.21 -		
		800-1000	7.45	10.54 +		
		> 1000	8.30	11.74 -		
		200-300 gr/pc	4.40	6.22 +	France cif	
		300-450	4.95	7.00 +		
		450-600	5.15	7.28 +		
		600-800	5.65	7.99 +		
		800-1000	7.50	10.61 +		
		> 1000	8.35	11.81 -		
		200-300 gr/pc	4.39	6.21 +	Spain cif	
		300-450	4.94	6.99 +		
		450-600	5.14	7.27 +		
		600-800	5.64	7.98 +		
		800-1000	7.49	10.59 +		
		> 1000	8.34	11.80 -		
		200-300 gr/pc	4.42	6.25 +	Germany cif	
		300-450	4.97	7.03 +		
		450-600	5.17	7.31 +		
		600-800	5.67	8.02 +		
800-1000	7.52	10.64 +				
> 1000	8.37	11.84 -				
200-300 gr/pc	4.40	6.22 +	Portugal cif			
300-450	4.95	7.00 +				
450-600	5.15	7.28 +				
600-800	5.65	7.99 +				
800-1000	7.50	10.61 +				
> 1000	8.35	11.81 -				
200-300 gr/pc	4.58	6.48 +	UK cif			
300-450	5.13	7.26 +				
450-600	5.33	7.54 +				
600-800	5.83	8.25 +				
800-1000	7.68	10.86 +				
> 1000	8.53	12.06 -				

Fish Species Trade Name	Product Form	Grading	Price per kg		Reference & Area	Origin
			As stated	EUR USD		
SEABASS/SEABREAM/MEAGRE (cont.)						May 2011
Gilthead seabream/ Dorade royale/Dorada <i>Sparus aurata</i>	Fresh - whole	200-300 gr/pc	4.85	6.86 +	Greece fob	Greece
		300-450	5.35	7.57 +		
		450-600	5.45	7.71 +		
		600-800	5.95	8.42 =		
		800-1000	7.75	10.96 =		
		> 1000	8.20	11.60 =		
		200-300 gr/pc	5.05	7.14 +	Italy cif	
		300-450	5.55	7.85 +		
		450-600	5.65	7.99 +		
		600-800	6.15	8.70 =		
		800-1000	7.95	11.24 =		
		> 1000	8.40	11.88 =		
		200-300 gr/pc	5.10	7.21 +	France cif	
		300-450	5.60	7.92 +		
		450-600	5.70	8.06 +		
		600-800	6.20	8.77 =		
		800-1000	8.00	11.31 =		
		> 1000	8.45	11.95 =		
		200-300 gr/pc	5.09	7.20 +	Spain cif	
		300-450	5.59	7.91 +		
		450-600	5.69	8.05 +		
		600-800	6.19	8.75 =		
		800-1000	7.99	11.30 =		
		> 1000	8.44	11.94 =		
		200-300 gr/pc	5.12	7.24 +	Germany cif	
		300-450	5.62	7.95 +		
		450-600	5.72	8.09 +		
		600-800	6.22	8.80 =		
800-1000	8.02	11.34 =				
> 1000	8.47	11.98 =				
200-300 gr/pc	5.10	7.21 +	Portugal cif			
300-450	5.60	7.92 +				
450-600	5.70	8.06 +				
600-800	6.20	8.77 =				
800-1000	8.00	11.31 =				
> 1000	8.45	11.95 =				
200-300 gr/pc	5.28	7.47 +	UK cif			
300-450	5.78	8.17 +				
450-600	5.88	8.32 +				
600-800	6.38	9.02 =				
800-1000	8.18	11.57 =				
> 1000	8.63	12.21 =				

The **European Fish Price Report** is a monthly GLOBEFISH publication, prepared by Karine Boisset, José Estors Carballo, Audun Lem and edited by Hilary Cochrane.

It can be ordered from the **FISH INFONetwork**:

FAO GLOBEFISH (Network coordinator) Viale delle Terme di Caracalla 00153 Rome - Italy Tel: (39) 06 57055188 Fax: (39) 06 57053020 E-mail: globefish@fao.org Web site: www.globefish.org	INFOPECSA (Latin America) Julio Herrera y Obes 1296 11200 Montevideo - Uruguay Tel: (598) 2 9028701 Fax: (598) 2 9030501 E-mail: infopesca@infopesca.org Web site: www.infopesca.org	EUROFISH (Central and Eastern Europe) H.C. Andersens Blvd 44-46 1553 Copenhagen - Denmark Tel: (45) 33377755 Fax: (45) 33377756 E-mail: info@eurofish.dk Web site: www.eurofish.dk	INFOFISH (Asia/Pacific) Level 2, Menara Olympia 8 Jalan Raja Chulan 50200 Kuala Lumpur - Malaysia Tel: (603) 2078 3466 Fax: (603) 2078 6804 E-mail: info@infofish.org Web site: www.infofish.org
INFOPECHE (Africa) Tour C, 19ème étage, Cité Administrative Abidjan 01 - Côte d'Ivoire Tel: (225) 20228980 Fax: (225) 20218054 E-mail: infopeche@aviso.ci Web site: www.infopeche.org	INFOYU (China) Room 514, Nongfeng Building No. 96 East Third Ring Road Chaoyang District Beijing 100122 - P.R. China Tel: (86-10) 59199614 Fax: (86-10) 59199614 E-mail: infoyu@agri.gov.cn Web site: www.infoyu.net	INFOSAMAK (Arab Region) 71 blvd Rahal El Meskini Casablanca 20 000 - Morocco Tel: (212) 522540856 Fax: (212) 522540855 E-mail: infosamak@infosamak.org Web site: www.infosamak.org	INFOSA - sub-office INFOPECHE (Southern Africa) 89, John Meinert Street- West Windhoek - Namibia Tel: (264) 61279430 Fax: (264) 61279434 E-mail: infosa@infosa.org.na Web site: www.infosa.org.na

PRICE REFERENCE (INCOTERMS 2010)

exw	ex works
fca	free carrier
fas	free alongside ship
fob	free on board
CFR	cost and freight
cif	cost, insurance and freight
cpt	carriage paid to
cip	carriage and insurance paid to
ddp	delivered duty paid
dat (new)	delivered at terminal
dap (new)	delivered at place
(daf, des, deq and ddu have been cancelled)	

PRODUCT FORM

IQF	individually quick frozen
IWP	individually wrapped pack
PBI	pinbone in
PBO	pinbone off
C&P	cooked and peeled
H&G	headed and gutted
FAS	frozen at sea
PD	peeled and deveined
PUD	peeled, undeveined

SYMBOLS

+	Price increased in original currency since last report
-	Price decreased in original currency since last report
=	Updated but unchanged price
*	New insertion
	Not updated since last issue

CURRENCY RATES

		USD	EUR
Canada	CAD	0.97	1.38
Hungary	HUF	189.44	267.93
Norway	NOK	5.56	7.87
Switzerland	CHF	0.89	1.25
UK	GBP	0.62	0.87
USA	USD	-	1.41
EU	EUR	0.71	-
Japan	JPY	80.85	114.35
South Africa	ZAR	7.00	9.90

Source: Federal Reserve Bank of New York 16/05/11

GLOBEFISH Market Reports
are available from the GLOBEFISH web site: www.globefish.org

Shrimp
Tuna
Salmon
Groundfish
Cephalopods
Fish Oil and Fishmeal
Small Pelagics
Bivalves
Freshwater
Seabass and Seabream



GLOBEFISH

Food and Agriculture Organization of the United Nations
Fish Products and Industry Division
Viale delle Terme di Caracalla
00153 Rome, Italy
Tel: +3906 570 53288
Fax: +3906 570 53020
www.globefish.org