

# EUROPEAN PRICE REPORT

**Issue 04/2011  
April 2011**

*The **European Fish Price Report**, based on information supplied by industry correspondents, aims to provide guidance on broad price trends. Price information is indicative and should be used only for forecasting medium- and long-term trends. FAO is not responsible for any errors or omissions.*

## INDEX FOR PRICES

Groundfish	7
Flatfish	7
Tuna	8
Small Pelagics	8
Cephalopods	9
Crustaceans	10
Bivalves	11
Salmon	11
Trout	11
Freshwater fish	12
Non Traditional Species	12
Seabass-Seabream-Meagre	12

**Visit GLOBEFISH at the European Seafood Exposition Brussels, 3-5 May 2011  
Hall: 6 - Booth: 1305**

## LATEST TRENDS

### Japan: situation evolving

With the situation in Japan still evolving, the effect on world fish markets remains uncertain. Apart from the direct damage to fish production and processing facilities, the main factor is likely to be any change in domestic consumption patterns for fish and fishery products. If this were to lead to higher imports, the impact on world markets would be significant.

### Market: firm demand and higher prices for most species in the European market

Most of the price increases are linked to supply constraints, as is the case for salmon, seabream, turbot and pangasius.

### Private standards making headway

With consumers and retailers increasingly concerned about the sustainability of sourcing, a number of labels are used to certify the eco-friendliness of products. As a result, worldwide, consumers are facing an extensive array of labels highlighting the environmental criteria used. Less attention is paid by the media to business-to-business standards for fisheries products, in particular to aquaculture products. These are often demanded by retailers wanting to ensure complete sustainability of food production, and may include both environmental, social and animal welfare issues as well as food safety criteria.



Although such private standards often include criteria that are not legally binding in a regulatory sense, in practice private-sector standards are becoming mandatory in several markets as they are a pre-requisite for supplying large retailers and importers.

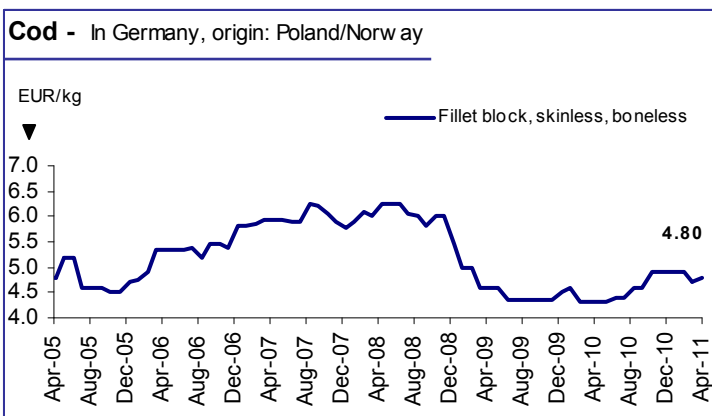
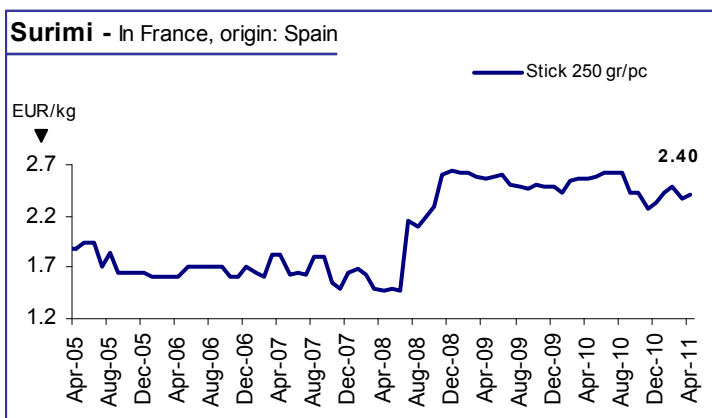
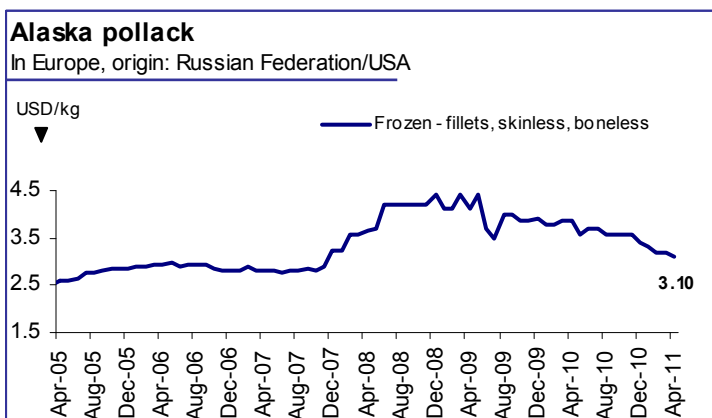
Fulfilling the requirements entails costs for producers, but also offers benefits in assuring quality and safety at all levels of the chain, enforcing and certifying the implementation of processing standards and reducing negative environmental impacts from production.

## GROUND FISH

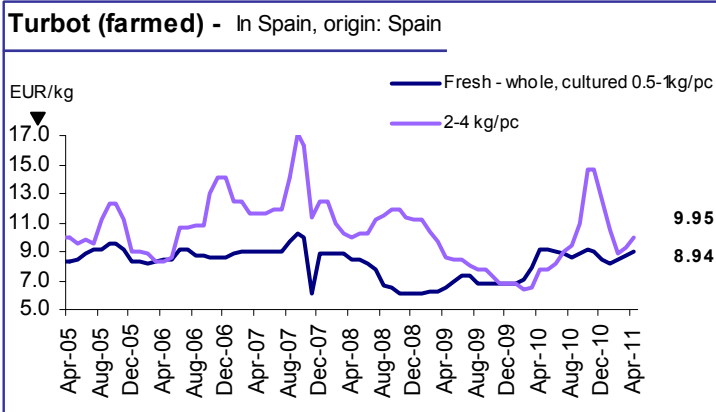
Exports of Norwegian groundfish including clipfish, wet-salted fish and stock fish in the first quarter of 2011 reached EUR 372 million, which represents an increase of 10% compared with the same period last year, according to the latest figures from the Norwegian Seafood Export Council (NSEC). The value of exports of farmed groundfish in the first quarter of 2011 fell by 1% compared with the same period last year to EUR 11.7 million. Of this about 71% was cod and the remainder halibut.

The Russian Alaska pollock price dropped while US production, which is MSC, certified remained firm. Prices from China remained unchanged but prices of DF are increasing because of labour issues. The difference between single frozen from Russia and double frozen from China is less than USD 200 per tonne. 38% of the US quota has been already caught, compared with 34% in the same period last year. Alaska pollock mince price dropped because of a production increase in the USA, following the same trend as for other whitefish production.

Cod and haddock markets remain relatively stable. The hake quota was increased by 50% in the USA, putting pressure on prices. Monkfish of Chinese origin is showing signs of reduced availability.



## FLATFISH



Although demand is still weak, turbot prices are rising because of a shortage of fish production in farms. Fish production will increase in the next few months and prices will continue to rise as the demand is expected to grow towards Easter.

## TUNA

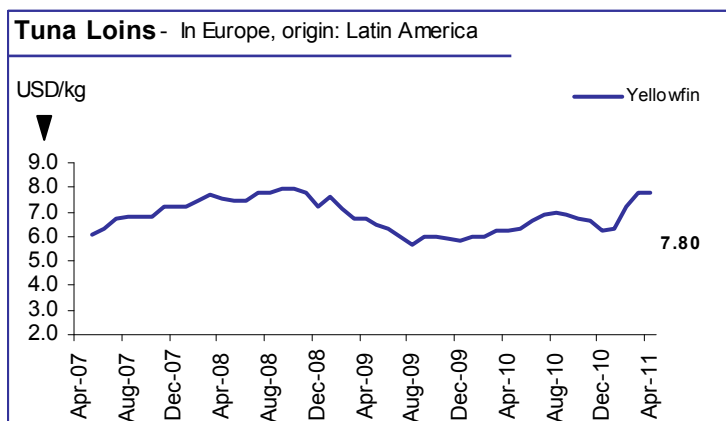
Tuna prices for canning in the Bangkok market dropped for main size skipjack, but recovered reaching higher prices per tonne for April deliveries. Thai canneries report limited production availability through to July 2011 (with many orders from Japan), more than offsetting a reduction in demand caused by the problems in North African and Middle Eastern markets. Canneries are hoping for firm pricing as they compete for available supply to build raw material inventories in advance of the scheduled 1 July 3 month FAD closure in the Western and Central Pacific.

The difficult situation in Côte d'Ivoire disrupted operations at the tuna canneries in Abidjan and sharply reduced the demand for raw material in the West African market. Boats were not able to offload in Ghanaian ports because of congestion and inadequate offloading facilities.

Fishing companies had to find alternative markets and Spain benefited from supply diverted from West Africa, which led to a reduction of tuna raw material prices in Spain.

In an unusual turnaround, prices of skipjack tuna from Ecuador are about USD 100 lower than prices from Bangkok.

Purse seiner vessel captures in the Indian Ocean continue to be low. Skipjack pricing remained at EUR 1 050 per tonne and yellowfin at EUR 1 750 per tonne FOB Seychelles.



The cooked and cleaned frozen tuna loins market continues to be strong, reflecting the high February cost prices of raw material. The skipjack loin price is USD 5 600 per tonne DDP Italy and double cleaned yellowfin loin is USD 7 800 per tonne DDP Italy.

## SMALL PELAGICS

The pelagic season has come to an end. Mackerel stocks are low but demand continues to be high. Herring stock prices remain on the high side. The Russian market is recovering and prices are increasing.

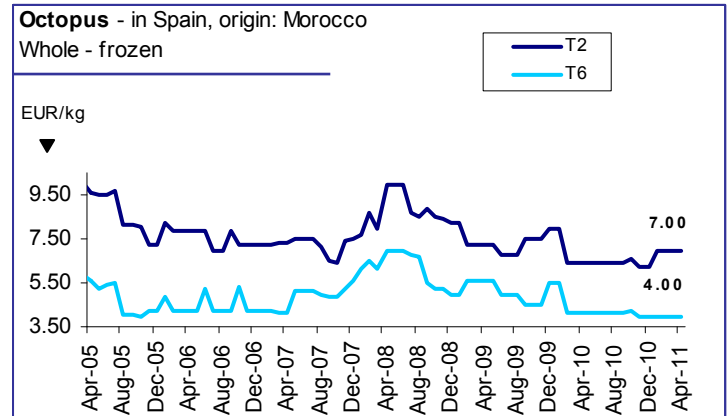
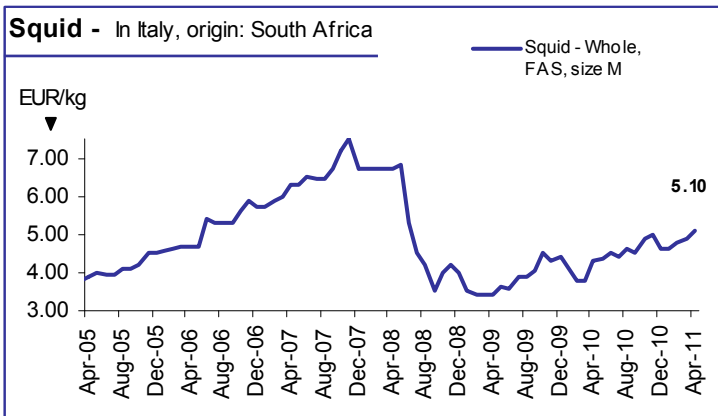
## CEPHALOPODS

In India, landings of squid and cuttlefish grew in March. Usually during March/April and at the beginning of the summer squid and cuttlefish catches increase, especially in western India. Prices of raw material rose as a result of an increase of orders from Spanish and Portuguese importers for whole cleaned cephalopods, particularly for IQF squid whole clean 10/20 grade.

Competition among exporters for buying squid was observed, resulting in a raw material price increase. The European Union continued to be the main market for Indian frozen squid, followed by China.

Currently, South African squid catches are poor with little stock. Prices firmed as a result of the shortage. The local currency continues to be strong relative to the euro, reducing exporters' profit margins.

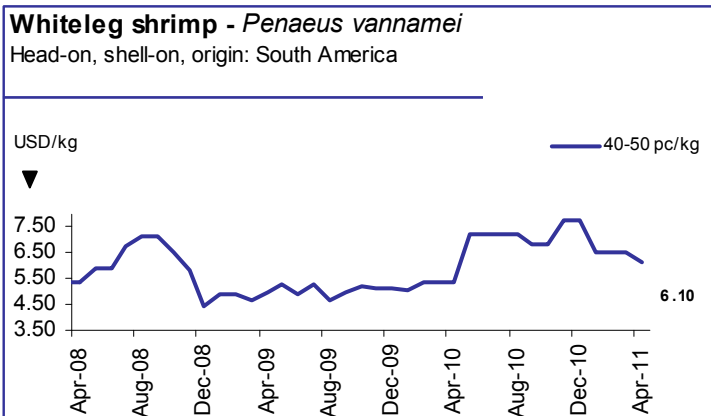
The price of octopus of Indonesian origin increased because of limited supply.



## CRUSTACEANS

Flooding in Thailand and Indonesia, together with a lack of supply from Viet Nam, has had an impact on the shrimp market, causing prices to increase.

Coldwater shrimp demand remains strong in Europe, but some cutbacks are expected in the amount of shrimp produced in Newfoundland. Last year cooked and peeled coldwater shrimp reached 120 million lbs, and many expect that this year the total for Newfoundland will be around 100 million lbs, because of a likely 15% cut back in inshore shrimp quotas.

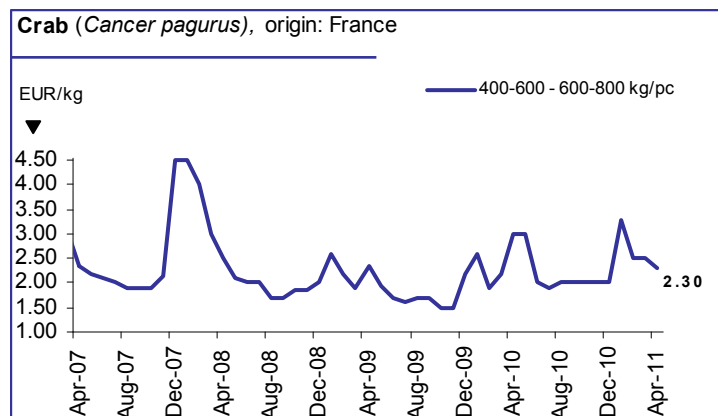
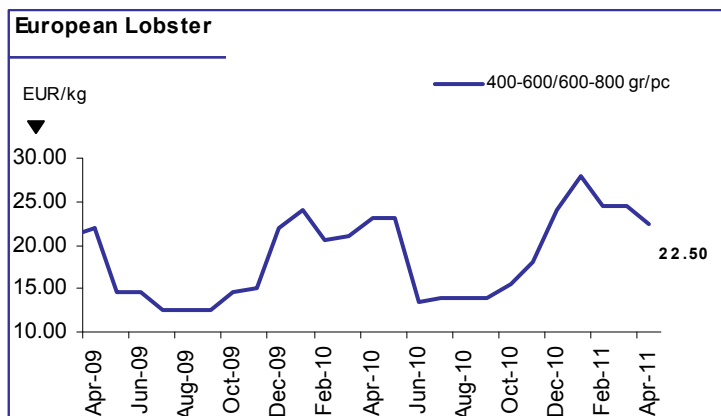


Market indications show that the global market will remain strong, and that exports of US coldwater shrimp to Europe will continue to grow.

In India, frozen pink and brown shrimp production was average. More than 90% are packed as peeled shrimps (PUD).

Lobster inventory from last season in Canada is exhausted, but there is moderate availability of lobster, which has remained stable for several years.

The crab, *Cancer pagarus*, market is relatively slow at this time of the year. The *Homarus gamarus* market is also quiet but is expected to improve over Easter.

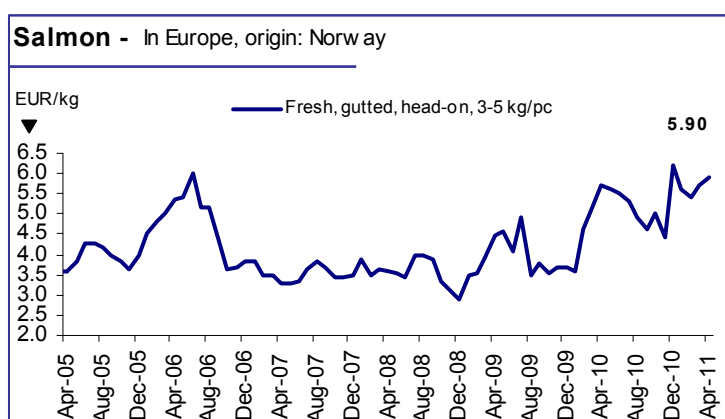


## BIVALVES

The shellfish market is typically quiet in March, with promotions starting in April, ready for Easter. Live tray-packed mussels have been promoted regularly through retail catalogues at competitive prices.

Irish, Dutch and Spanish origin *Mytilus galloprovincialis* has been present in the market throughout this month. Mussels are regularly promoted at competitive prices in France through retail promotions. *Mytilus edulis* demand was helped by well priced retail catalogue promotions with prices below EUR 2.00 per kilo for Dutch mussels. The *Crassostrea gigas* market is relatively slow, but a shortage of supply is expected to keep prices high. Promotional activities are at a minimum. Worldwide, scallop availability is low.

## SALMON



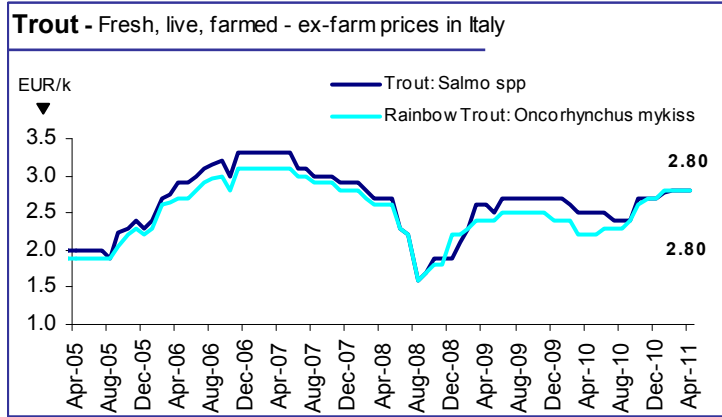
Norway's exports of Atlantic salmon in January-March 2011 were 207 000 tonnes (round weight equivalents, RWE), slightly down (-3.1%) from the same period in 2010. However, values were up 17.1% to NOK 7.5 billion (EUR 1.0 billion) as a result of the higher prices. Export volumes to the EU, Norway's largest market with 65% of sales, declined slightly (-3.6%) during the quarter but volumes shipped to the USA

fell dramatically, from 13 700 in 2010 to 7 900 this year (-43%). The reason for the latter is improved conditions in Chile with Chilean salmon exports to traditional markets increasing again, including to the USA. The comeback of Chile in the US market is seen particularly in the fresh fillet market where Norway's shipments dropped 58% during the quarter. Norway's fresh fillet exports to the Japanese market, however, showed a dramatic increase of 73%.

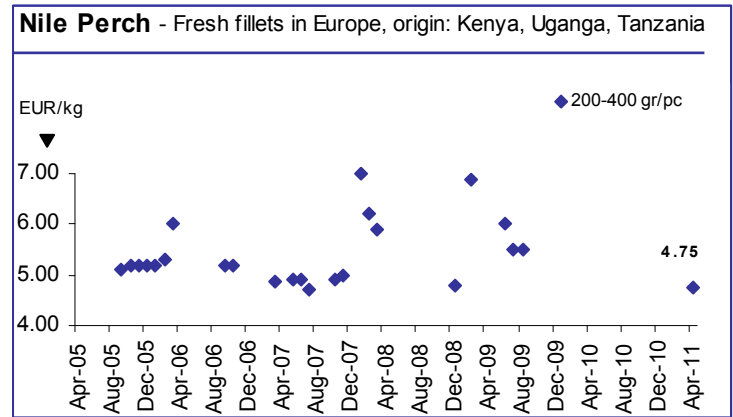
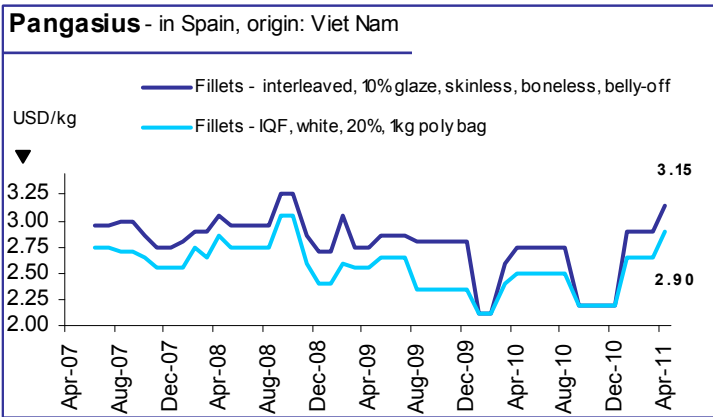
## TROUT

Italian trout demand is average and production remains stable as well as prices.

Norway's first quarter trout exports in 2011 were down in both value and volume (9 300 tonnes RWE). Average export prices from Norway rose 27%. The main markets for Norway's trout, Russia and Japan, were both weaker during the quarter, whereas trout shipments to the EU grew by a surprising 27% to 1 200 tonnes.



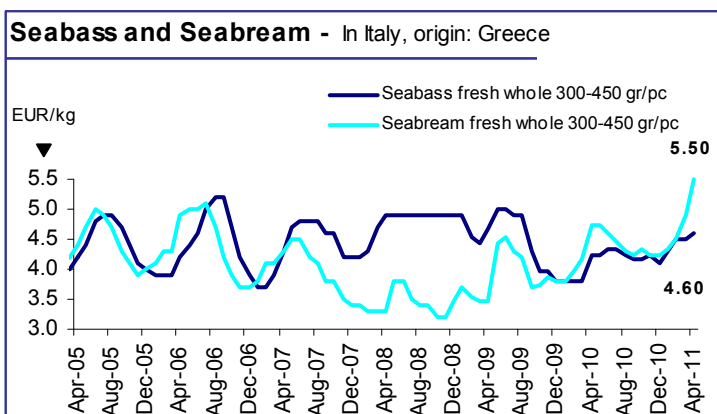
## FRESHWATER FISH



The Viet Nam Association of Seafood Exporters and Producers have set minimum export prices for tra-fish (pangasius) for the EU and US markets.

The new prices for the EU market will rise from USD 3.2 per kilo, which was the previous level, to USD 3.4 per kilo. Pangasius increased its presence in the European market over the last ten years; the EU market now accounts for 20% of Vietnamese exports of the species.

## SEABASS/SEABREAM



Firm demand is underlying the rising price trend but the main factor is tighter supplies from Greece on bream that have led to prices moving rapidly upwards. For bass, the smaller sizes have weakened, but operators expect growing bass prices over the next months for the portion sized fish and larger sizes.

Fish Species Trade Name	Product Form	Grading	Price per kg		Reference & Area	Origin	
			As stated	EUR USD			
<b>GROUND FISH</b>						<b>April 2011</b>	
<b>Cod/Cabillaud, Morue/ Bacalao</b> <i>Gadus morhua</i>	<b>Fresh gutted</b>		1.52	2.18 +	<b>Poland</b> dap	Baltic Sea	
	Fillets, skinless, boneless, blockfrozen	16.5 lb	4.80	6.86 +	<b>Germany</b> ddp	Barents Sea	
<b>Hake/Merlu/Merluza</b> <i>Merluccius capensis</i>	Skin-on fillets, plate land-frozen	2-4 oz/pc	2.90	4.15 =	<b>Spain</b> ddp	Namibia	
		4-6	3.30	4.72 =			
		6-8	3.40	4.86 -			
		8-12	3.50	5.00 -			
<i>Merluccius productus</i>	Fillet, regular, skinned, PBO	16.5 lb	1.89	2.70 *	<b>Germany</b> cfr	USA	
<b>Alaska pollack/Lieu de l'Alaska/Colin de Alaska</b> <i>Theragra chalcogramma</i>	Fillet block, skinless, boneless	16.5 lb	2.38	3.40 -	ddp	Russia	
			2.17	3.10 -		China	
			2.17	3.10 +		Russia	
	Fillet, skinless, PBI, blockfrozen		2.10	3.00 =	cfr	China	
	Skinless, boneless, PBO, IQF	2-4 oz	1.33	1.90		USA	
	Full fillets - PBO			2.38	3.40 +	<b>France</b> cif	Russia
				2.24	3.20 *		China
				2.10	3.00 +	ddp	USA
				1.43	2.05 *		USA
	<i>Merluccius productus</i>	Fillet, regular, skinned, PBO	16.5 lb	1.96	2.80	<b>Germany</b> cfr	USA
<b>Surimi (Alaska pollack)</b>		Stick - grade A	250 gr/pc	2.40	3.43 +	<b>France</b> ddp	Spain
<b>Saithe/Lieu noir/ Carbonero (Pollock, Coley)</b> <i>Pollachius virens</i>	Frozen - block, fillet, skinless, boneless	16.5 lb	3.80	5.43 +	<b>Europe</b> ddp	Norway	
<b>Monkfish/Baudroie/ Rape</b> <i>Lophius spp.</i>	Tails, skin-off, IWP	100-250 gr/pc	5.25	7.51 =	<b>Spain</b> ddp	Namibia	
		250-500	8.00	11.44 =			
		500-1000	9.00	12.87 =			
		> 1000	10.00	14.30 =			
	IQF tail, skin-on 15% glaze	50-100 gr/pc	2.31	3.30 =	<b>European main ports</b> cfr	China	
			3.15	4.50 =			
			3.57	5.10 =			
IQF, skinless, PBO	40-80 gr/pc	4.13	5.90 =	ddp			
		4.62	6.60 =				
		6.64	9.50 =				
<b>Haddock/Eglefin/Eglofino</b> <i>Melanogrammus aeglefinus</i>	Fillet, skinless, boneless blockfrozen	16.5 lb	4.55	6.51 +	<b>Germany</b> ddp	Barents Sea	
<b>FLAT FISH</b>						<b>April 2011</b>	
<b>Turbot/Rodaballo</b> <i>Scophthalmus maximus</i>	<b>Fresh - whole cultured</b>	0.5-1 kg/pc	8.94	12.78 +	<b>Spain</b> cif	Spain	
		1-2	9.90	14.16 +			
		2-3	9.95	14.23 +			
		3-4	12.25	17.52 +			
	<b>Fresh - whole cultured 15% glaze</b>	0.25-0.5 gr/pc	0.5-1	5.90	8.44 -	<b>Netherlands</b> cif (for Spanish mkt)	Netherlands
			1-2	10.60	15.16 +		
			2-3	14.85	21.24 -		
			3-4	16.25	23.24 +		
			> 4	18.10	25.88 -		
				20.00	28.60 -		

Fish Species Trade Name	Product Form	Grading	Price per kg		Reference & Area	Origin
			As stated	EUR USD		
<b>FLATFISH (cont.)</b>						<b>April 2011</b>
<b>Dover sole/Sole/ Lenguado</b> <i>Solea vulgaris</i>	Frozen 40% glaze	120-170 gr/pc	<b>6.35</b>	9.08 -	<b>Netherlands</b> cif (for Spanish mkt)	Netherlands
		170-220	<b>6.85</b>	9.80 -		
		220-300	<b>7.90</b>	11.30 -		
		300-350	<b>10.35</b>	14.80 -		
		350-400	<b>10.70</b>	15.30 -		
		400-500	<b>11.20</b>	16.02 +		
<b>European Flounder/ Flet d'Europe/ Platija europea</b> <i>Platichthys flesus</i>	Fresh whole	very small		0.39 <b>0.56</b>	<b>Poland</b> dap	Baltic
<b>TUNAS/BILLFISHES</b>						<b>April 2011</b>
<b>Tuna/Thon/Atún</b> <i>Thunnus spp.</i>	Yellowfin - cooked & cleaned loins - vacuum packed	double cleaned		5.45 <b>7.80 =</b>	<b>Italy</b> ddp	Kenya/Solomon Is/Madagascar
	Skipjack - cooked & cleaned loins - vacuum packed			<b>4.00</b> 5.72 *	<b>Spain</b> cfr	Kenya/Solomon Is/China
	Yellowfin - whole	> 10 kg/pc		<b>1.90</b> 2.72 -	cif	Atlantic Ocean
		< 10		<b>1.45</b> 2.07 =		
	Yellowfin - whole	> 20 kg/pc		<b>2.00</b> 2.86 -	cfr	Côte d'Ivoire
	Skipjack - whole	1.8-2.5 kg/pc		<b>1.20</b> 1.72 *		
	Yellowfin - whole	> 20 kg/pc		<b>2.00</b> 2.86		Seychelles/ Philippines
		> 10 gr/pc		<b>2.50</b> 3.57		W. Pacific Oc
	Skipjack - whole	> 1.5-1.8 kg/pc		<b>1.10</b> 1.57 -		Atlantic Ocean
	Bigeye - whole	> 10 kg/pc		<b>1.75</b> 2.50 =		
	Bigeye - frozen loins			<b>4.00</b> 5.72 *		Eastern Pacific
	Albacore - whole	< 10 kg/pc		<b>2.90</b> 4.15 -		Western Pacific
				<b>2.50</b> 3.57		Eastern Pacific
	Yellowfin - frozen loins			<b>4.50</b> 6.43 -		
	Skipjack - frozen loins			<b>3.50</b> 5.00 *		
Yellowfin - cooked & cleaned loins - vacuum packed	double cleaning		3.92 <b>5.60</b>	cfr	Kenya/Solomon Is	
Skipjack - whole			<b>1.07</b> 1.53	<b>Seychelles</b> fob (for EU market)	Indian Ocean	
Yellowfin - whole			<b>1.78</b> 2.55			
<b>Swordfish/Espadon/ Pez espada</b> <i>Xiphias gladius</i>	Seafrozen	20-30 kg/pc		<b>5.80</b> 8.29 -	<b>Spain</b> fot	Spain
		30-50-70		<b>6.10</b> 8.72 -		
		70-100		<b>6.10</b> 8.72 -		
<b>SMALL PELAGICS</b>						<b>April 2011</b>
<b>Mackerel/Maquereau/ Caballa</b> <i>Scomber scombrus</i>	Whole	200-400 gr/pc 300-500 400-600		not available	<b>Norway</b> fob	Norway
<b>Herring/Hareng/Arenque</b> <i>Clupeidae</i>	Whole	> 300 gr/pc		0.94 <b>1.35 +</b>	cif	
		> 330		0.99 <b>1.42 +</b>		
		> 350		1.01 <b>1.45 +</b>		
	Fillet - skinless	50-80 gr/pc 60-90		not available	fob	
Flaps	4-7 pc/kg 6-10 8-12		not available	cif		
<b>Fresh - whole</b>		70-100 gr/pc		0.31 <b>0.45</b>	<b>Poland</b> dap	Baltic



Fish Species Trade Name	Product Form	Grading	Price per kg		Reference & Area	Origin
			As stated	EUR USD		
<b>SMALL PELAGICS (cont.)</b>						<b>April 2011</b>
<b>Sprat/Sprat/Espadin</b> <i>Sprattus sprattus</i>	Fresh - whole		0.20	<b>0.29 +</b>	Poland dap	Baltic
<b>Capelin/Capelan/ Capelán</b> <i>Mallotus villosus</i>	Whole	mixed	0.63	<b>0.90 *</b>	Norway fob	Norway
<b>CEPHALOPODS</b>						<b>April 2011</b>
<b>Squid/Encornet/Calamar</b> <i>Loligo spp.</i>	Whole cleaned, IQF, 90% NW	< 5 < 10 10-20 20-40	<b>No quotations</b> 2.94 <b>4.20 *</b> 2.80 <b>4.00 *</b> 2.24 <b>3.20 *</b>		Germany cfr	India
	Frozen - whole	S (< 18 cm) M (18-25) L (25-30) XL (>30)	<b>5.00</b> 7.15 + <b>5.10</b> 7.29 + <b>5.25</b> 7.51 + <b>5.25</b> 7.51 +		cif	South Africa
<i>Todarodes pacificus</i>	Tubes, cleaned IQF 20% glaze	< 5	2.48 <b>3.55</b>			China
<i>Loligo duvauceli</i>	Whole - cleaned 20% glaze	< 5 6-10 10-20 20-40	<b>3.25</b> 4.65 + <b>2.85</b> 4.08 + <b>2.55</b> 3.65 + <b>2.05</b> 2.93 +		Spain cif	India
	Whole - Semi-IQF, 10% glaze	< 3 3-6 6-10	<b>3.20</b> 4.58 * <b>2.80</b> 4.00 * <b>2.70</b> 3.86 *			
	IQF, blanched ring 10% glaze, 10 kg bulk	30-50 > 60	3.08 <b>4.40 +</b> 2.80 <b>4.00 +</b>		France cif	
	Squid tentacles	> 60	2.24 <b>3.20 *</b>			
	Squid tube, 10% glaze	40-80 80-150	2.76 <b>3.95</b> 2.17 <b>3.10</b>		Portugal cif	
<b>Octopus/Poulpe/Pulpo</b> <i>Octopus vulgaris</i>	Frozen - whole	T1 T2 T3 T4 T5 T6 T7 T8 T9	<b>8.00</b> 11.44 = <b>7.00</b> 10.01 = <b>5.50</b> 7.86 = <b>5.00</b> 7.15 = <b>4.50</b> 6.43 = <b>4.00</b> 5.72 = <b>3.60</b> 5.15 = <b>3.40</b> 4.86 = <b>3.10</b> 4.43 =		Spain wholesale	Morocco
	Giant octopus - flower shape raw	1-2 kg/pc > 2	3.71 <b>5.30 *</b> 4.27 <b>6.10 *</b>		Italy cfr	Indonesia
<i>Octopus spp.</i>	Chopped octopus, IQF blanched, 10% glaze	10 kg bulk	1.92 <b>2.75</b>		cif	India
<b>Cuttlefish/Seiche/ Sepia</b> <i>Sepia pharaonis</i> <i>Sepia spp.</i>	IQF - whole clean 20% glaze	8-12 13-20 20-40	3.78 <b>5.40 *</b> 3.32 <b>4.75 *</b> 2.80 <b>4.00 *</b>		Germany cfr	
	Whole - cleaned IQF - 20% glaze	< 1 1-2 2-4 5-7 8-12	3.99 <b>5.70 *</b> 3.99 <b>5.70 *</b> 3.95 <b>5.65 *</b> 3.95 <b>5.65 *</b> 3.43 <b>4.90 *</b>			

Fish Species Trade Name	Product Form	Grading	Price per kg		Reference & Area	Origin		
			As stated	EUR USD				
<b>CRUSTACEANS</b>						<b>April 2011</b>		
<b>Warmwater shrimp/ Crevette d'eau chaude/ Langostino, Gamba</b> <i>Penaeus</i> spp. <i>Metapenaeus Dobsoni</i>	Peeled shrimp - 20% glaze	100-200	2.62	3.75 =	Spain fob	Spain		
		200-300	2.45	3.50 =				
	PUD	100-200	2.94	4.20 *	France cfr			
		200-300	2.66	3.80 *				
300-500		2.38	3.40 *					
500-800		2.10	3.00 *					
<b>Whiteleg shrimp/ Crevette pattes blanches/Camarón patiblanco</b> <i>Penaeus vannamei</i>	Cooked, PUD IQF, 25% net weight	16-20 pc/lb	9.02	12.90 *	Germany cfr	India		
		21-25	7.69	11.00 *				
		26-30	6.68	9.55 *				
		31-40	5.98	8.55 *				
	PD tail off, natural, block frozen	31-40 pc/lb	8.04	11.50 *		Indonesia		
		41-50	7.13	10.20 *				
		51-60	6.43	9.20 *				
		61-70	5.94	8.50 *				
		71-90	5.52	7.90 *				
	Head-on, shell-on	20-30 pc/kg	6.92	9.90 *	Ecuador fob for European main ports	Ecuador		
		30-40	5.66	8.10 *				
		40-50	4.27	6.10 *				
		50-60	4.13	5.90 *				
		60-70	3.99	5.70 *				
70-80		3.85	5.50 *					
<b>Black tiger/Crevette tigrée/Camarón tigre</b> <i>Penaeus monodon</i>	IQF, headless, shell-on, 20% glaze	6-8 pc/lb	12.45	17.80 +	Europe cfr	Bangladesh		
		8-12	10.45	14.94 +				
		16-20	7.55	10.80 +				
		21-25	5.50	7.86 +				
		26-30	5.25	7.51 +				
	Block, headless, shell-on, 20% glaze	16-20 pc/lb	9.75	13.94 +				
		21-25	8.40	12.01 +				
		26-30	6.40	9.15 +				
	Whole - semi IQF (20% glaze) (25% glaze)	16-20	7.40	10.58 *				
			7.15	10.22 *				
	IQF, head-on 20% glaze	4-6 pc/lb	12.10	17.30 *				India
		6-8	10.77	15.40 *				
		8-12	8.04	11.50 *				
		13-15	6.64	9.50 *				
		16-20	5.73	8.20 -				
		21-30	4.41	6.30 -				
		31-40	3.92	5.60 -				
		41-60	2.87	4.10 -				
Headless, easy-peel, 25% glaze IQF	< 5 pc/lb	12.03	17.20 =					
	6-8	10.63	15.20 =					
	8-12	9.02	12.90 =					
	13-15	7.13	10.20 =					
	16-20	6.50	9.30 =					
Head-on, shell-on, semi-IQF 80% net weight	16-20 pc/lb	6.68	9.55	Germany cfr				
	21-25	5.98	8.55					
	26-30	5.31	7.60					
	31-40	4.86	6.95					
Raw, PD, tail-on, IQF 80% net weight	16-20 pc/lb	8.08	11.55					
	21-25	7.41	10.60					

Fish Species Trade Name	Product Form	Grading	Price per kg			Reference & Area	Origin
			As stated	EUR	USD		
<b>CRUSTACEANS (cont.)</b>							<b>April 2011</b>
<b>European lobster/ Homard européen/ Bogavante</b> <i>Homarus gammarus</i>	Live - bulk	400-600 gr/pc 600-800		<b>22.50</b>	32.17 -	<b>France</b> delivered to French vivier companies	Ireland
<b>American lobster/ Homard américain/ Bogavante americano</b> <i>Homarus americanus</i>	Frozen whole cooked popsicle	< 450 gr/pc > 450	CAN	<b>15.00</b>	15.64 11.41 *	<b>Europe</b> cif	Canada
			CAN	<b>16.50</b>	17.21 12.55 *	indications	
<b>Edible crab/Tourteau/ Buey de mar</b> <i>Cancer pagurus</i>	Live	400-600 gr/pc 600-800		<b>2.30</b>	3.29 -	<b>France</b> delivered live to French vivier companies	Ireland
				<b>2.30</b>	3.29 -		
<b>BIVALVES</b>							<b>April 2011</b>
<b>Oyster/Huitre/Ostra</b> <i>Crassostrea gigas</i>	Live	No. 3		<b>3.50</b>	5.00 =	<b>France</b> prod. price	Ireland/France
<b>Mussel/Moule/Mejillón</b> <i>Mytilus edulis</i>	Live - Rope			No quotations		cif to packer	Ireland
	Live - Bottom mussel			<b>1.00</b>	1.43 =	<b>Netherlands</b> auction	Netherlands
				<b>1.80</b>	2.57 *	<b>France</b> wholesale for Dutch market	
<i>Mytilus galloprovincialis</i>	Live - Rope	60-80 pc/kg		<b>2.00</b>	2.86 =	<b>France</b> wholesale	Spain
<i>Mytilus spp.</i>	IQF	300-500 pc/kg		1.96	<b>2.80</b>	<b>France</b> cfr	Chile
<b>Scallop/Coquille Saint-Jacques/Vieira</b> <i>Zygochlamys patagonica</i>	IQF - shell-off	120-150 gr/pc		<b>12.00</b>	17.16 =	<b>Europe</b> ddp	Argentina
<b>Razor shell/Couteau/ Navajas - Solenidae</b>	IQF	12 cm		<b>3.57</b>	5.11 +	<b>Spain</b> cif	Netherlands
<b>SALMON</b>							<b>April 2011</b>
<b>Atlantic salmon/ Saumon de l'Atlantique/ Salmón del Atlántico</b> <i>Salmo salar</i>	Fresh - gutted, head-on Superior quality	1-2 kg/pc 2-3 3-4 4-5 5-6 > 6		<b>5.00</b>	7.15	<b>France</b> cif	Scotland
				<b>5.60</b>	8.01 +		
				<b>6.25</b>	8.94 +		
				<b>6.40</b>	9.15 +		
				<b>6.50</b>	9.29 +		
				<b>6.60</b>	9.44 +		
	Fresh - gutted, head-on Superior quality	1-2 kg/pc 2-3 3-4 4-5 5-6 > 6		<b>4.50</b>	6.43 -	ddp	Norway
				<b>5.40</b>	7.72 +		
				<b>5.90</b>	8.44 +		
				<b>5.95</b>	8.51 +		
				<b>6.00</b>	8.58 +		
				<b>6.10</b>	8.72 +		
<b>TROUT</b>							<b>April 2011</b>
<b>Trout/Truite/Trucha</b> <i>Salmo spp.</i>	Fresh on ice whole	0.5-0.8 kg/pc	HUF	<b>1051</b>	3.99 5.71	<b>Hungary</b> exw	Hungary
	Fillet - farmed	200-400 gr/pc		<b>6.80</b>	9.72 =	<b>Italy</b> ex-farm	Italy
	Live - farmed	500-700 gr/pc		<b>2.80</b>	4.00 =		
<b>Rainbow trout/ Truite arc-en-ciel/ Trucha arco iris</b> <i>Oncorhynchus mykiss</i>	Live - farmed	250-400 gr/pc		<b>2.80</b>	4.00 =		
	Gutted			<b>3.70</b>	5.29 =		
<b>Nile perch/Perche du Nil/Perca del Nilo</b> <i>Lates niloticus</i>	Fillet - IWP	200-500 gr/pc 400-600 500-1000		<b>4.75</b>	6.79 =	<b>Spain</b> cfr	Uganda/Kenya
				<b>4.80</b>	6.86 =		
				<b>4.80</b>	6.86 =		

Fish Species Trade Name	Product Form	Grading	Price per kg		Reference & Area	Origin
			As stated	EUR USD		
<b>FRESHWATER FISH</b>						<b>April 2011</b>
<b>Pangas catfish/ Panga/Pez gato</b> <i>Pangasius spp.</i>	Fillets - intervld, 10% glaze sknlss, bonlss, belly-off	120-170-220 gr/pc	2.20	<b>3.15 +</b>	Spain cfr	Viet Nam
	Fillets - IQF, white, 20%, 1kg poly bag	120-170-220 gr/pc	2.03	<b>2.90 +</b>		
	Fillet, IQF - 20% glaze	120-170 gr/pc	<b>2.35</b>	3.36 +		
<b>Nile tilapia/Tilapia du Nil/Tilapia del Nilo</b> <i>Oreochromis niloticus</i>	Fillets, IQF, 20% glaze, skinless	3-5 oz/pc	2.62	<b>3.75 *</b>	European main ports cfr	China
		5-7	2.76	<b>3.95 *</b>		
<b>North African catfish/ Poisson-chat nord- africain/Pez-gato</b> <i>Clarias gariepinus</i>	Fresh, fillet, skin-on		HUF <b>1051</b>	3.99 5.71	Hungary ex-farm	Hungary
<b>Carp/Carpe/Carpa</b> <i>Cyprinus spp.</i>	Fresh - gutted, head-on	1-4.50 kg/pc	HUF <b>771</b>	2.93 4.19		
	Fresh - gutted, headless	0.7-4 kg/pc	HUF <b>896</b>	3.40 4.87		
	Live	1.5-5 kg/pc	HUF <b>560</b>	2.13 3.04 +		
	Fresh on ice - slices		HUF <b>911</b>	3.46 4.95 +		
	Fresh on ice - fillets		HUF <b>1051</b>	3.99 5.71 =		
<b>Bighead carp/Carpe à grosse tête/Carpa capezona</b> <i>Aristichthys nobilis</i>	Fresh gutted, head-on	0.7-4 kg/pc	HUF <b>560</b>	2.13 3.04 +		
	Fresh on ice, fillets		HUF <b>630</b>	2.39 3.42 +		
<b>Wels/Silure glane/Siluro</b> <i>Silurus glanis</i>	Fresh on ice, slices		HUF <b>1577</b>	5.99 8.57 *		
	Fresh on ice, fillets		HUF <b>2191</b>	8.32 11.90 *		
<b>NON-TRADITIONAL SPECIES</b>						<b>April 2011</b>
<b>Sturgeon/Esturgeon/ Esturione</b> <i>Acipenseridae</i>  <i>A.baeri</i>	Frozen - Whole	1.5-2 kg/pc	<b>6.00</b>	8.58 =	France cif	France
	Gutted	5-7 kg/pc	<b>6.00</b>	8.58 =		
	Fillets	200-300 gr/pc	<b>11.00</b>	15.73 =		
		800-1000	<b>11.00</b>	15.73 =		
<b>Caviar (Aquitaine) metal boxes</b>		<b>1 400</b>	2 002 =			
<b>Grouper/Mérou/Mero</b> <i>Epinephelus spp</i>	Whole - gutted, 20 kg-pack	1-2 kg/pc	1.89	<b>2.70</b>	Netherlands cfr	India
		2-5	2.59	<b>3.70</b>		
		5-10	2.59	<b>3.70</b>		
		> 10	2.59	<b>3.70</b>		
<b>SEABASS/SEABREAM/MEAGRE</b>						<b>April 2011</b>
<b>Seabass/Bar, Loup/Lubina</b> <i>Dicentrarchus labrax</i>	Fresh - whole	200-300 gr/pc	<b>3.95</b>	5.65 -	Greece fob	Greece
		300-450	<b>4.40</b>	6.29 +		
		400-600	<b>4.55</b>	6.51 +		
		600-800	<b>5.35</b>	7.65 +		
		800-1000	<b>7.20</b>	10.30 -		
		> 1000	<b>8.40</b>	12.01 +		
		200-300 gr/pc	<b>4.15</b>	5.93 -	Italy cif	
		300-450	<b>4.60</b>	6.58 +		
		450-600	<b>4.75</b>	6.79 +		
		600-800	<b>5.55</b>	7.94 +		
		800-1000	<b>7.40</b>	10.58 -		
		> 1000	<b>8.60</b>	12.30 +		

Fish Species Trade Name	Product Form	Grading	Price per kg		Reference & Area	Origin
			As stated	EUR USD		
<b>SEABASS/SEABREAM/MEAGRE (cont.)</b>						<b>April 2011</b>
Seabass/Bar, Loup/Lubina <i>Dicentrarchus labrax</i>	Fresh - whole	200-300 gr/pc	4.20	6.01 +	France cif	Greece
		300-450	4.65	6.65 =		
		450-600	4.80	6.86 +		
		600-800	5.60	8.01 -		
		800-1000	7.45	10.65 -		
		> 1000	8.65	12.37 -		
		200-300 gr/pc	4.19	5.99 +	Spain cif	
		300-450	4.64	6.64 =		
		450-600	4.79	6.85 +		
		600-800	5.59	7.99 -		
		800-1000	7.44	10.64 -		
		> 1000	8.64	12.36 -		
		200-300 gr/pc	4.22	6.03 +	Germany cif	
		300-450	4.67	6.68 =		
		450-600	4.82	6.89 +		
		600-800	5.62	8.04 -		
		800-1000	7.47	10.68 -		
		> 1000	8.67	12.40 -		
		200-300 gr/pc	4.20	6.01 +	Portugal cif	
		300-450	4.65	6.65 =		
		450-600	4.80	6.86 +		
600-800	5.60	8.01 -				
800-1000	7.45	10.65 -				
> 1000	8.65	12.37 -				
200-300 gr/pc	4.38	6.26 +	UK cif			
300-450	4.83	6.91 =				
450-600	4.98	7.12 +				
600-800	5.78	8.27 -				
800-1000	7.63	10.91 -				
> 1000	8.83	12.63 -				
200-300 gr/pc	5.20	7.44	Spain fob	Spain		
300-400	5.17	7.39				
400-600	5.13	7.34				
600-800	5.24	7.49				
Gilthead seabream/ Dorade royale/Dorada <i>Sparus aurata</i>	Fresh - whole	200-300 gr/pc	4.80	6.86 +	Greece fob	Greece
		300-450	5.30	7.58 +		
		450-600	5.40	7.72 +		
		600-800	5.95	8.51 +		
		800-1000	7.75	11.08 +		
		> 1000	8.20	11.73 +		
		200-300 gr/pc	5.00	7.15 +	Italy cif	
		300-450	5.50	7.86 +		
		450-600	5.60	8.01 +		
		600-800	6.15	8.79 +		
800-1000	7.95	11.37 +				
> 1000	8.40	12.01 +				

Fish Species Trade Name	Product Form	Grading	Price per kg		Reference & Area	Origin
			As stated	EUR USD		
<b>SEABASS/SEABREAM/MEAGRE (cont.)</b>						<b>April 2011</b>
<b>Gilthead seabream/ Dorade royale/Dorada</b> <i>Sparus aurata</i>	Fresh - whole	200-300 gr/pc	<b>5.05</b>	7.22 +	<b>France cif</b>	Greece
		300-450	<b>5.55</b>	7.94 +		
		450-600	<b>5.65</b>	8.08 +		
		600-800	<b>6.20</b>	8.87 +		
		800-1000	<b>8.00</b>	11.44 +		
		> 1000	<b>8.45</b>	12.08 +		
		200-300 gr/pc	<b>5.04</b>	7.21 +	<b>Spain cif</b>	
		300-450	<b>5.54</b>	7.92 +		
		450-600	<b>5.64</b>	8.07 +		
		600-800	<b>6.19</b>	8.85 +		
		800-1000	<b>7.99</b>	11.43 +		
		> 1000	<b>8.44</b>	12.07 +		
		200-300 gr/pc	<b>5.07</b>	7.25 +	<b>Germany cif</b>	
		300-450	<b>5.57</b>	7.97 +		
		450-600	<b>5.67</b>	8.11 +		
		600-800	<b>6.22</b>	8.89 +		
		800-1000	<b>8.02</b>	11.47 +		
		> 1000	<b>8.47</b>	12.11 +		
		200-300 gr/pc	<b>5.05</b>	7.22 +	<b>Portugal cif</b>	
		300-450	<b>5.55</b>	7.94 +		
		450-600	<b>5.65</b>	8.08 +		
600-800	<b>6.20</b>	8.87 +				
800-1000	<b>8.00</b>	11.44 +				
> 1000	<b>8.45</b>	12.08 +				
200-300 gr/pc	<b>5.23</b>	7.48 +	<b>UK cif</b>			
300-450	<b>5.73</b>	8.19 +				
450-600	<b>5.83</b>	8.34 +				
600-800	<b>6.38</b>	9.12 +				
800-1000	<b>8.18</b>	11.70 +				
> 1000	<b>8.63</b>	12.34 +				
200-300 gr/pc	<b>3.80</b>	5.43	<b>Spain fob</b>	Spain		
300-400	<b>5.48</b>	7.84				
400-600	<b>5.50</b>	7.86				
600-800	<b>4.30</b>	6.15				
<b>Meagre/Maigre Commun Corvina</b> <i>Argyrosomus regius</i>	Whole	2-3 kg/pc	<b>7.30</b>	10.44 *	<b>Italy cif</b>	Greece

The **European Fish Price Report** is a monthly GLOBEFISH publication, prepared by Karine Boisset, José Estors Carballo, Audun Lem and edited by Hilary Cochrane.

It can be ordered from the **FISH INFONetwork**:

<b>FAO GLOBEFISH</b> (Network coordinator) Viale delle Terme di Caracalla 00153 Rome - Italy Tel: (39) 06 57055188 Fax: (39) 06 57053020 E-mail: globefish@fao.org Web site: www.globefish.org	<b>INFOPECSA</b> (Latin America) Julio Herrera y Obes 1296 11200 Montevideo - Uruguay Tel: (598) 2 9028701 Fax: (598) 2 9030501 E-mail: infopesca@infopesca.org Web site: www.infopesca.org	<b>EUROFISH</b> (Central and Eastern Europe) H.C. Andersens Blvd 44-46 1553 Copenhagen - Denmark Tel: (45) 33377755 Fax: (45) 33377756 E-mail: info@eurofish.dk Web site: www.eurofish.dk	<b>INFOFISH (Asia/Pacific)</b> Level 2, Menara Olympia 8 Jalan Raja Chulan 50200 Kuala Lumpur - Malaysia Tel: (603) 2078 3466 Fax: (603) 2078 6804 E-mail: info@infofish.org Web site: www.infofish.org
<b>INFOPECHE</b> (Africa) Tour C, 19ème étage, Cité Administrative Abidjan 01 - Côte d'Ivoire Tel: (225) 20228980 Fax: (225) 20218054 E-mail: infopeche@aviso.ci Web site: www.infopeche.org	<b>INFOYU (China)</b> Room 514, Nongfeng Building No. 96 East Third Ring Road Chaoyang District Beijing 100122 - P.R. China Tel: (86-10) 59199614 Fax: (86-10) 59199614 E-mail: infoyu@agri.gov.cn Web site: www.infoyu.net	<b>INFOSAMAK</b> (Arab Region) 71 blvd Rahal El Meskini Casablanca 20 000 - Morocco Tel: (212) 522540856 Fax: (212) 522540855 E-mail: infosamak@infosamak.org Web site: www.infosamak.org	<b>INFOSA - sub-office INFOPECHE</b> (Southern Africa) 89, John Meinert Street- West Windhoek -Namibia Tel: (264) 61279430 Fax: (264) 61279434 E-mail: infosa@infosa.org.na Web site: www.infosa.org.na

#### PRICE REFERENCE (INCOTERMS 2010)

exw	ex works
fca	free carrier
fas	free alongside ship
fob	free on board
CFR	cost and freight
cif	cost, insurance and freight
cpt	carriage paid to
cip	carriage and insurance paid to
ddp	delivered duty paid
dat (new)	delivered at terminal
dap (new)	delivered at place
(daf, des, deq and ddu have been cancelled)	

#### PRODUCT FORM

IQF	individually quick frozen
IWP	individually wrapped pack
PBI	pinbone in
PBO	pinbone off
C&P	cooked and peeled
H&G	headed and gutted
FAS	frozen at sea
PD	peeled and deveined
PUD	peeled, undeveined

#### SYMBOLS

+	Price increased in original currency since last report
-	Price decreased in original currency since last report
=	Updated but unchanged price
*	New insertion
	Not updated since last issue

#### CURRENCY RATES

		USD	EUR
Canada	CAD	0.96	1.37
Hungary	HUF	184.08	263.24
Norway	NOK	5.44	7.79
Switzerland	CHF	0.92	1.31
UK	GBP	0.61	0.88
USA	USD	-	1.43
EU	EUR	0.70	-
Japan	JPY	85.19	121.82
South Africa	ZAR	6.87	9.56

Source: Federal Reserve Bank of New York 06/04/11

**GLOBEFISH Market Reports**  
are available from the GLOBEFISH web site: [www.globefish.org](http://www.globefish.org)

Shrimp
Tuna
Salmon
Groundfish
Cephalopods
Fish Oil and Fishmeal
Small Pelagics
Bivalves
Freshwater
Seabass and Seabream



**GLOBEFISH**

---

---

Food and Agriculture Organization of the United Nations  
Fish Products and Industry Division  
Viale delle Terme di Caracalla  
00153 Rome, Italy  
Tel: +3906 570 53288  
Fax: +3906 570 53020  
[www.globefish.org](http://www.globefish.org)