



GLOBEFISH

EUROPEAN PRICE REPORT

**Issue 02/2011
February 2011**

*The **European Fish Price Report**, based on information supplied by industry correspondents, aims to provide guidance on broad price trends. Price information is indicative and should be used only for forecasting medium- and long-term trends. FAO is not responsible for any errors or omissions.*

INDEX FOR PRICES

Groundfish	7
Flatfish	7
Tuna	8
Small Pelagics	8
Cephalopods	9
Crustaceans	9
Bivalves	10
Salmon	11
Trout	11
Freshwater fish	11
Non Traditional Species	12
Seabass-Seabream-Meagre	12

LATEST TRENDS

Food prices

The topic of higher prices of food in general and of fish in particular remains high on the international agenda. Rising prices for a number of farmed species seem to confirm this trend with the cause generally found on the supply side, resulting from various production constraints.

The picture is mixed, however, with both farmed shrimp and turbot weaker this year. For capture species, supply is definitely more varied than demand with the major cause for supply swings found in official fishing quotas. Many wild fisheries are also suffering from higher energy costs for the fishing fleet.

Labels and certification

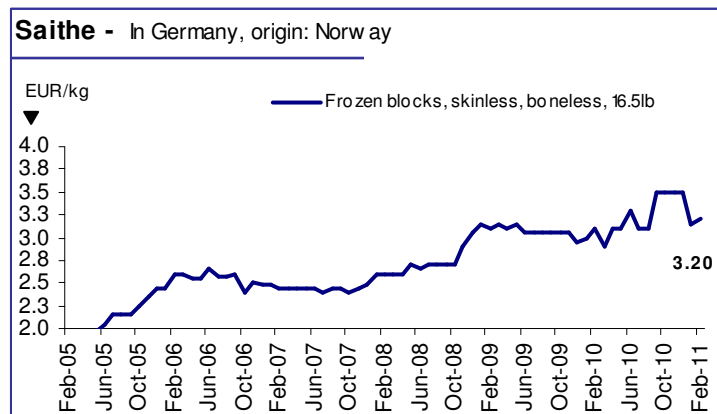
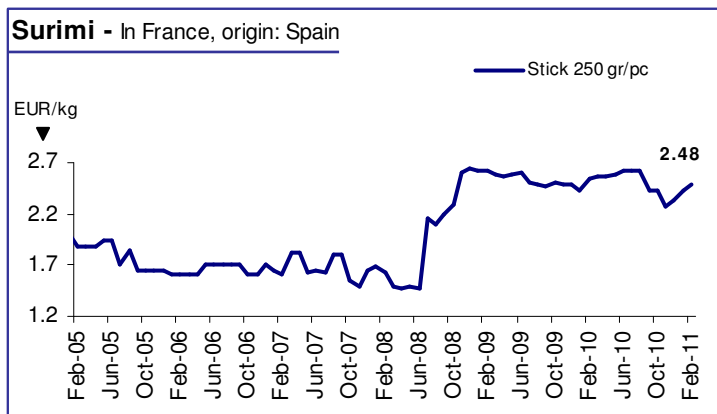
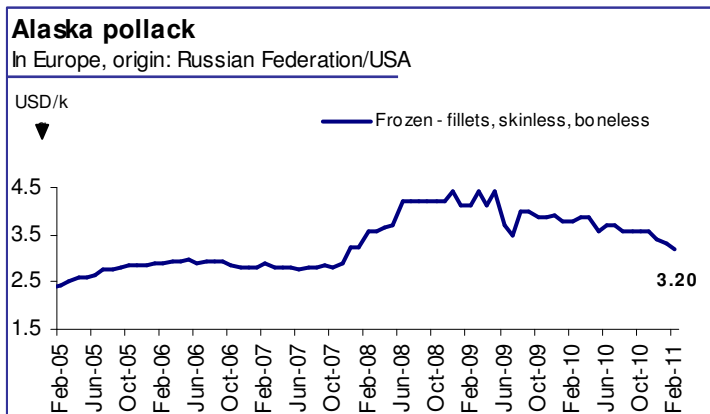
The issue of certification has been a growing factor in international seafood sales over the last few years, in particular for marine products. After the adoption of the new FAO guidelines on certification of aquaculture products in early February by FAO member governments at FAO's Committee on Fisheries meeting in Rome, we will now see more and more schemes also involving farmed products.

In parallel with the growing number of eco-labels aimed at consumers we are also seeing how business to business certification is growing in importance, especially for supplies of aquaculture products to the large retailers. This trend will only continue.



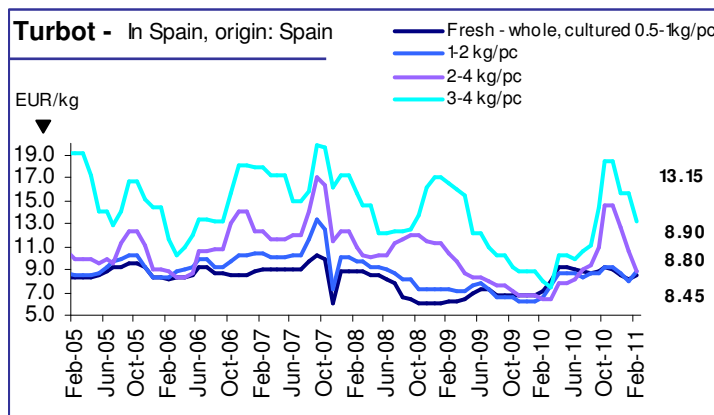
GROUND FISH

German fish finger producers continue to demand fish blocks for processing, keeping the market price for Alaska pollock fish fillet blocks on a positive trend. Generally the demand for Alaska pollock fillets in Europe continues to be high; but owing to the Chinese New Year most Chinese plants remain closed, restricting offers to the European markets.



FLATFISH

January was characterised by poor sales of turbot because of weak demand from consumers, causing a drop in prices. This was mitigated by a shortage in some size classes that raised the prices of those classes. Poor demand is continuing in February and prices are like to be affected negatively. If the shortage of some size classes continues, this could lead to an upward price trend.

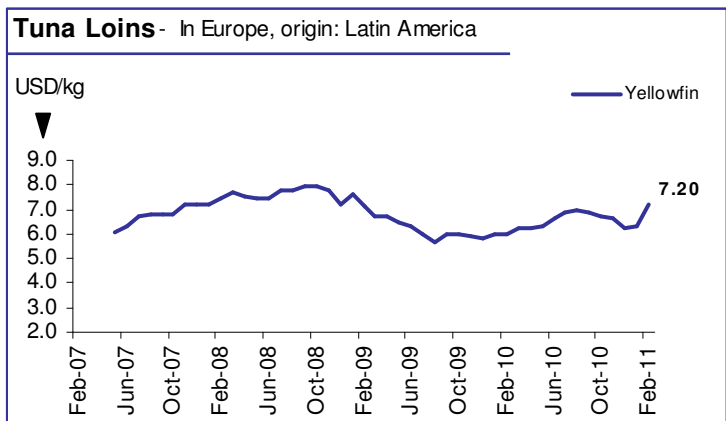


TUNA

The yellowfin tuna season is reaching its end in the Indian Ocean and prices remain relatively high. The price of tuna raw material in the Indian Ocean followed the upward trend in Bangkok. Under normal circumstances this situation would create problems but this year is an exception as the demand for raw material from European tuna processors was not satisfied by supply from Asian fisheries. Stocks remain low in Europe, keeping demand high. A small increase in price is expected as the spring season approaches and tuna consumption increases.

Tuna prices for February jumped to USD 1 550 per tonne in Thailand. An improvement in fishing conditions during December and early January allowed for delivery of raw material, enabling traders to fulfil their contracts in a timely manner.

An increase in January of about 25% over the average monthly tonnage delivered to Thailand was noted, resulting from late deliveries and the January contracted tonnage, which together reached over 80 000 tonnes. The additional raw material supply was absorbed by higher daily production of canneries, allowing prices to remain firm. At the end of January catches dropped, forcing many refrigerated carriers to wait for cargoes at the Western Pacific transshipment ports.

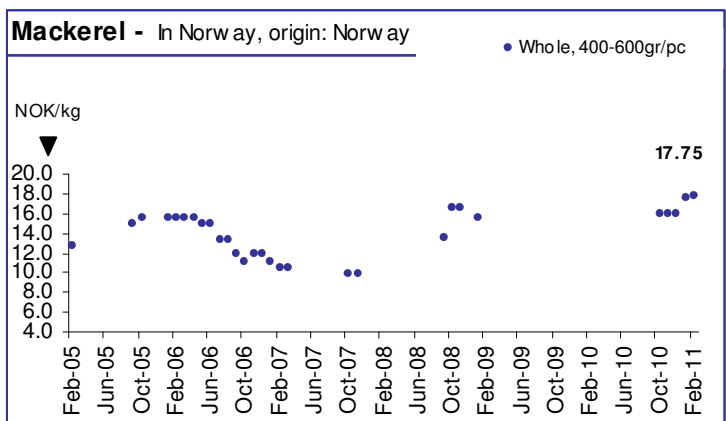


Abidjan prices increased as well for both skipjack and yellowfin to EUR 900 and EUR 1 800 respectively.

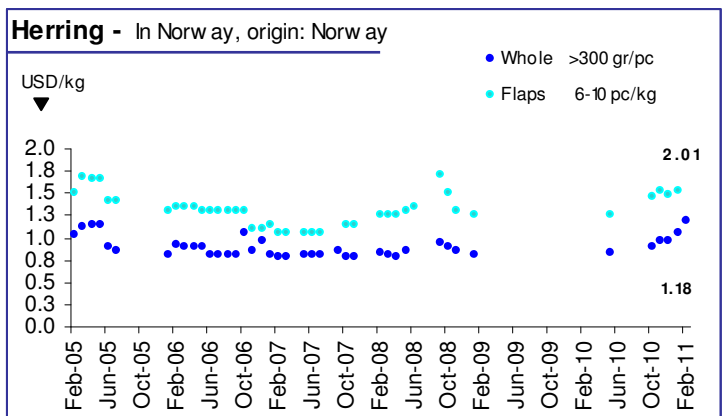
After a two month closure, by mid January most of the Eastern Tropical Pacific purse seiner fleet had returned to the fishing grounds. Skipjack was sold at USD 1 600 per tonne in Ecuador. Higher raw material prices on the fishing grounds and in the main production areas led to higher prices in Europe for both raw material and cleaned frozen loins.

SMALL PELAGICS

The demand for mackerel and herring is picking up and fishermen are receiving high prices that processors are not able to pass on to the market. In addition, as the season is reaching its end, prices are rising continually.



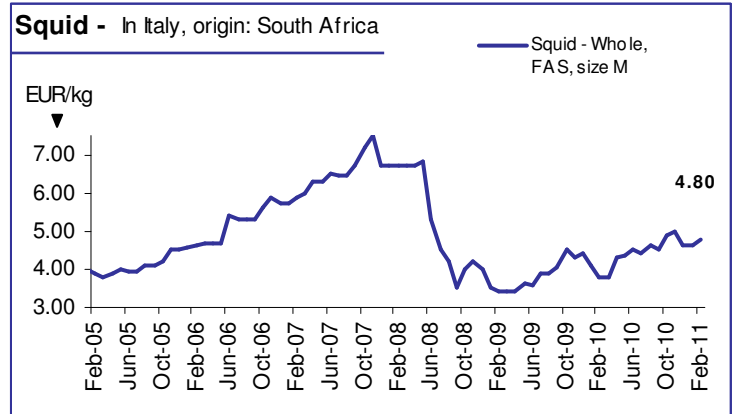
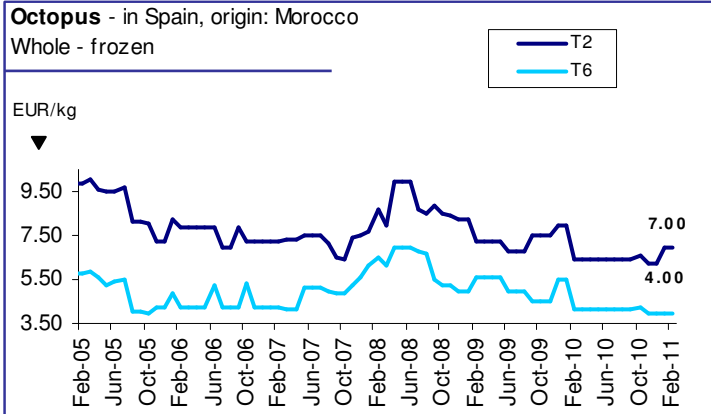
The demand for herring >350 gr remains good, but resistance to higher prices is apparent in the Russian market. The fat percentage of herring fillets is below 12%, which makes them unsuitable for skinning, leading to a shortage of this product on the European market. The market is also showing considerable interest in herring flaps as the market lacks raw material; however elevated prices are causing difficulties.



Capelin production started at the beginning of the year, and, although demand is low, the market is showing an acceptance of the product.

CEPHALOPODS

In South Africa local catches dropped but stock levels are still moderate. However, the European market is showing resistance to price increases, which encourages providers to hold on to their supplies. The South African currency weakened slightly relative to the EUR helping profits in Rand terms.



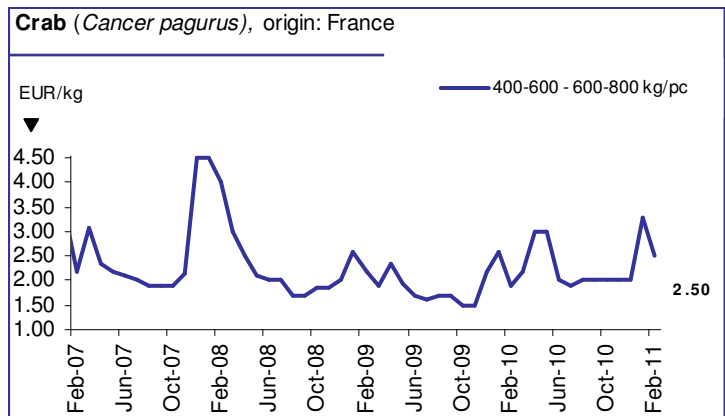
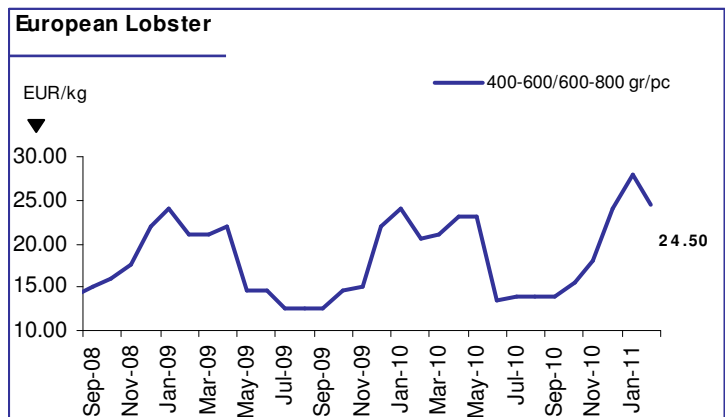
CRUSTACEANS

The lobster market has not shown much movement but prices in the new season are expected to be higher than in 2010.

Landings of European lobster and crab dropped slightly, but the market has not yet reacted and remains slow.

After the festive season customer demand for shrimp was poor and sales dropped sharply. In February the demand is increasing but prices of shrimp are still low as a result of the competition from and cheaper prices of farm-grown Asian shrimp, which is keeping prices down. Sales are expected to increase by the end of February and are expected to continue in March.

In Indonesia problems are continuing because of the heavy rains, which have caused high mortalities among small size shrimp. Currently, this is causing a shortage in the market, although better weather conditions are expected in March, which should result in an increase in supply.



BIVALVES

Markets are usually slow at the beginning of the year, but this year markets, including the seafood sector, have been affected by increased food prices and fuel costs.

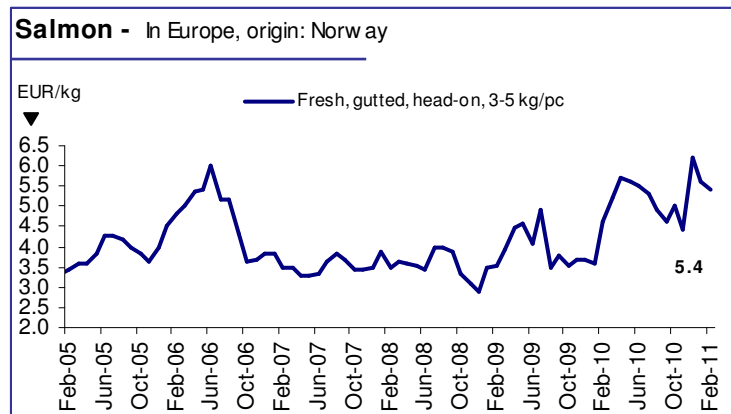
Supply of mussels from Spain, The Netherlands and Ireland to replace Bouchot is increasing, with a slight fall in prices for the Dutch bottom mussel. The demand for mussel meat of 3/500 continues to grow and the figures show a price increase of 20% compared with 2010.

After the Christmas period the market for oysters remains quiet, but as supplies to the market are unlikely to meet demand, prices are expected to be relatively high, keeping promotional activities to a minimum.

SALMON

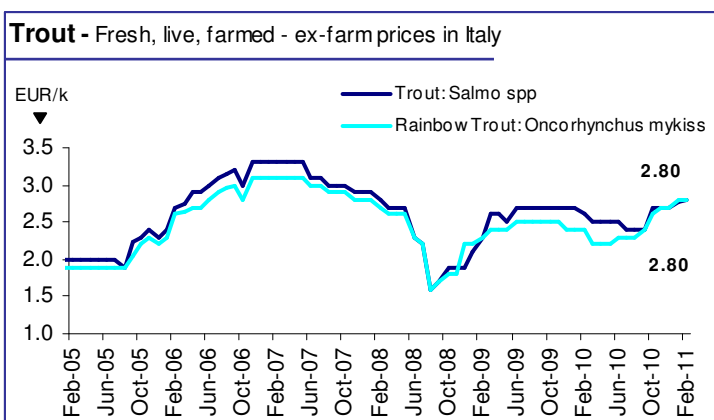
The full year results from the major international salmon producing companies are now starting to be released, showing record results for 2010 thanks to higher prices and lower production losses than the previous year.

Norway's exports of Atlantic salmon in January 2011 were 66 100 tonnes (round weight equivalents), unchanged from January 2010. However, values were sharply up to NOK 2.4 billion (EUR 0.3 billion), up 32.5% from 2009 as a result of the high prices at the moment.



Norway's largest export market remains the EU with 66% of exports (value), followed by Russia (9.7%), the US (7%), Japan (3.4%), Hong Kong (2.3 %), China (1.6%) and Ukraine (1.1%). The largest EU markets for Norwegian salmon are France, Poland and Denmark.

TROUT



Demand for portion size trout is at normal levels for the season with supply slightly lower than usual. Prices are stable.

Norway's trout exports continued to fall in 2011. The reason is that farmers produce salmon and trout under the same licence and the current record high salmon prices means that producers will opt for salmon. As a result, trout prices are increasing in international markets

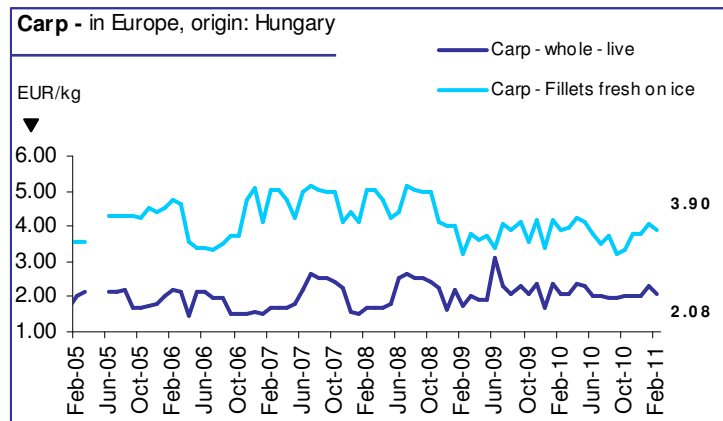
with Norway's average export prices rising to NOK 44.90/kg in January 2011 compared with NOK 32.55 NOK/kg in January 2010. Norway's major export markets for trout are Russia, Japan and China.

FRESHWATER FISH

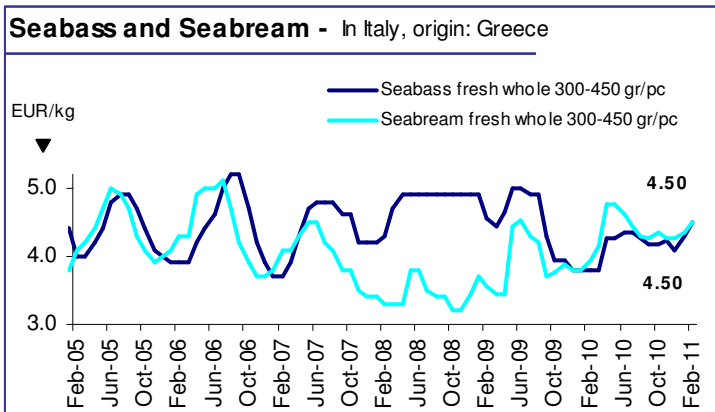
Demand continues to be weak in February, which also affects supplies. Prices of Hungarian origin carp dropped but the likely reason is forced sales rather than a firm trend.

In 2011 pangasius exports are expected to decrease by nearly 40%. This prediction was made during a conference on managing the development of the sector held in Can Tho City on 18 January 2011. It is estimated that about 0.36 to 0.38 million tonnes of pangasius fillet, worth around USD 1 billion, will be produced in 2011

Industry spokesmen have stated recently that the focus should now be on improving quality rather than quantity. The average export price of pangasius in November last year had dropped by 3% year-on-year as a result of overproduction and resistance in consumer markets because of quality concerns. The aim of improving quality and increasing prices would have benefits for both farmers and processors. The sustainable development of the sector would facilitate access to increased funding and improve the relationship between business and farmers.



SEABASS/SEABREAM



For seabass and seabream the beginning of the year brought a price increase mainly because of a relative shortage in supply. The trend is expected to continue until April at least.

Fish Species Trade Name	Product Form	Grading	Price per kg		Reference & Area	Origin
			As stated	EUR USD		
GROUND FISH						February 2011
Cod/Cabillaud, Morue/ Bacalao <i>Gadus morhua</i>	Fresh - fillet	100-200 gr/pc 200-400	9.15	12.43	Italy wholesale	Northern Europe
	Salted (Baccalà)		8.80	11.95		Norway
	Dried (Stoccafisso)		26.00	35.32		
	Soak (Stoccafisso)		6.00	8.15		
	Fresh gutted		1.41	1.91		Poland des
	Filletts, skinless, boneless, blockfrozen	16.5 lb	4.90	6.66 =	Germany ddp	Barents Sea
Hake/Merlu/Merluza <i>Merluccius capensis</i>	Skin-on fillets, plate land-frozen	2-4 oz/pc	2.90	3.94 +	Spain ddp	Namibia
		4-6	3.30	4.48 +		
		6-8	3.55	4.82 =		
		8-12	3.65	4.96 =		
Alaska pollack/Lieu de l'Alaska/Colin de Alaska <i>Theragra chalcogramma</i>	Fillet block, skinless, boneless	16.5 lb	2.61	3.55 =	Germany ddp	USA
			2.36	3.20 -		Russia
			2.25	3.05 =		China
	Fillet, skinless, PBI, blockfrozen		2.21	3.00 -		Russia
	Filletts		2.58	3.50 *	France cfr	USA
		2.28	3.10 *		China	
Surimi (Alaska pollack)	Stick - grade A	250 gr/pc	2.48	3.37 +	France ddp	Spain
Saithe/Lieu noir/ Carbonero (Pollock, Coley) <i>Pollachius virens</i>	Frozen - block, fillet, skinless, boneless	16.5 lb	3.20	4.35 +	Europe ddp	Norway
						Faeroe Islands/ Iceland
Monkfish/Baudroie/ Rape <i>Lophius spp.</i>	Tails, skin-off, IWP	100-250 gr/pc	5.25	7.13 -	Spain ddp	Namibia
		250-500	8.00	10.87 +		
		500-1000	9.00	12.23 +		
		> 1000	10.00	13.58 =		
	IQF tail, skin-on 15% glaze	50-100 gr/pc	2.43	3.30 =	European main ports cfr	China
		100-200 gr/pc	3.31	4.50 =		
		200-300	3.75	5.10 =		
	300-500	4.34	5.90 =			
	500-1000	4.86	6.60 =			
	> 1000	6.99	9.50 =			
Haddock/Eglefin/Eglofino <i>Melanogrammus aeglefinus</i>	Fillet, skinless, boneless blockfrozen	16.5 lb	4.00	5.43 -	Germany ddp	Barents Sea
Red Snapper/vivaneau/ Pargo <i>Lutjanus spp.</i>	Whole, gutted 100% net weight	2-4 kg/pc	No quotations		Italy cfr	India
		4-6				
		> 5				
FLAT FISH						February 2011
Turbot/Rodaballo <i>Scophthalmus maximus</i>	Fresh - whole cultured	0.5-1 kg/pc	8.45	11.48 -	Spain cif	Spain
		1-2	8.80	11.95 -		
		2-3	8.90	12.09 -		
		3-4	13.15	17.86 =		
	Fresh - whole cultured 15% glaze	0.25-0.5 gr/pc	6.65	9.03	Netherlands cif (for Spanish mkt)	Netherlands
		0.5-1	11.35	15.42		
		1-2	15.55	21.12		
		2-3	20.50	27.85		
	3-4	24.25	32.94			
	> 4	27.10	36.81			

Fish Species Trade Name	Product Form	Grading	Price per kg			Reference & Area	Origin		
			As stated	EUR	USD				
FLATFISH (cont.)							February 2011		
Dover sole/Sole/ Lenguado <i>Solea vulgaris</i>	Frozen 40% glaze	120-170 gr/pc		6.50	8.83	Netherlands cif (for Spanish mkt)	Netherlands		
		170-220		6.90	9.37				
		220-300		7.64	10.38				
		300-350		9.65	13.11				
		350-400		10.30	13.99				
		400-500		10.50	14.26				
European Flounder/ Flet d'Europe/ Platija europea <i>Platichthys flesus</i>	Fresh whole	very small		0.40	0.55	Poland des	Baltic		
TUNAS/BILLFISHES							February 2011		
Tuna/Thon/Atún <i>Thunnus spp.</i>	Yellowfin - cooked & cleaned loins - vacuum packed	double cleaned		5.30	7.20 +	Italy ddp	Kenya/Solomon Is		
		> 10 kg/pc		1.95	2.65	Spain cif	Atlantic Ocean		
		Skipjack - loins cooked & cleaned		3.39	4.60		Ecuador		
		Skipjack - whole	1.8-3.4 kg/pc		1.00	1.36	cif	Côte d'Ivoire	
		Yellowfin whole	> 20 kg/pc		2.00	2.72 +		Seychelles/ Philippines	
			> 10 gr/pc		2.50	3.40 *		W. Pacific Oc	
		Skipjack whole	> 1.5-1.8 kg/pc		1.10	1.49 *		Atlantic Ocean	
		Albacore whole			2.60	3.53 *			
		Yellowfin frozen loins			4.90	6.66 *		Indian Ocean	
		Skipjack frozen loins	1.5-1.8 kg/pc		3.90	5.30 *	ddp	East. Pac. Oce.	
		Yellowfin - cooked & cleaned loins - vacuum packed	single cleaning		3.83	5.20 *	Italy ddp	Kenya/Solomon Is	
		Skipjack whole			1.10	1.49 *	Seychelles fob (for EU market)	Seychelles	
		Yellowfin whole			1.87	2.54 *			
Swordfish/Espadon/ Pez espada <i>Xiphias gladius</i>	Whole			12.25	16.64	Italy wholesale	Imports		
				9.25	12.56		Italy		
		Smoked - slices		15.75	21.39				
	Seafrozen	20-30 kg/pc		6.25	8.49 +	Spain fot	Spain		
	30-50-70		6.40	8.69 +					
	70-100		6.40	8.69 =					
SMALL PELAGICS							February 2011		
Mackerel/Maquereau/ Caballa <i>Scomber scombrus</i>	Whole	200-400 gr/pc		not available		Norway fob	Norway		
		300-500		NOK	11.50			1.47	2.00 +
		400-600		NOK	17.75			2.27	3.08 +
Herring/Hareng/Arenque <i>Clupeidae</i>	Whole	> 300 gr/pc		0.87	1.18 +	cif			
		> 330		0.88	1.20 +				
		> 350		0.93	1.27 +				
	Fillet - skinless	50-80 gr/pc		NOK	11.60	1.48		2.01 +	fob
		60-90		not available					
	Flaps	4-7 pc/kg		not available		cif			
		6-10		NOK	11.60			1.48	2.01 +
	8-12		NOK	11.00	1.41	1.91 +			
	Fresh - whole	70-100 gr/pc		0.33	0.45	Poland des	Baltic		
European anchovy/ Anchois/Boquerón <i>Engraulis encrasicolus</i>	Fresh	first category		3.20	4.35	Italy wholesale	Italy		

Fish Species Trade Name	Product Form	Grading	Price per kg		Reference & Area	Origin
			As stated	EUR USD		
SMALL PELAGICS						February 2011
European pilchard/ Sardine d'Europe/Sardina <i>Sardina pilchardus</i>		second category	2.30	3.12	Italy wholesale	Italy
Sprat/Sprat/Espadín <i>Sprattus sprattus</i>	Fresh - whole		0.19	0.26	Poland des	Baltic
Capelin/Capelan/ Capelán <i>Mallotus villosus</i>	Whole	mixed	No quotations		Norway fob	Norway
CEPHALOPODS						February 2011
Squid/Encornet/Calamar <i>Loligo spp.</i>	Fresh	Large	6.00	8.15	Italy wholesale	Imports
			7.15	9.71		Italy
Todarodes pacificus	Whole cleaned, IQF, 90% NW	< 5	3.20	4.35	Germany cfr	India
		< 10	3.06	4.15		
		10-20	2.69	3.65		
		20-40	2.02	2.75		
	Frozen - whole	S (< 18 cm)	4.60	6.25 +	cif	South Africa
	M (18-25)	4.80	6.52 +			
	L (25-30)	5.00	6.79 +			
	XL (>30)	5.00	6.79 +			
	Tubes, cleaned IQF 20% glaze	< 5	4.30	5.84	Germany cfr	China
		< 7	3.95	5.37		
		< 10	3.85	5.23		
Octopus/Poulpe/Pulpo <i>Octopus vulgaris</i>	Frozen - whole	T1	8.00	10.87 =	Spain wholesale	Morocco
		T2	7.00	9.51 =		
		T3	5.50	7.47 =		
		T4	5.00	6.79 =		
		T5	4.50	6.11 =		
		T6	4.00	5.43 =		
		T7	3.60	4.89 =		
		T8	3.40	4.62 =		
		T9	3.10	4.21 =		
Cuttlefish/Seiche/ Sepia <i>Sepia officinalis</i>	Whole cleaned, IQF 20% glaze	2-4 pc/kg	4.79	6.50	Germany cfr	India
		5-7	4.79	6.50		
		13-20	3.09	4.20		
CRUSTACEANS						February 2011
Coldwater shrimp/ Crevette nordique/ Camarón boreal <i>Pandalus borealis</i>	Fresh - Pre-cooked	packed	5.75	7.81	Italy wholesale	Italy
Whiteleg shrimp/ Crevette pattes blanches/Camarón patiblanco <i>Penaeus vannamei</i>	Head-on, Shell-on	30-40 pc/kg	6.07	8.25	Ecuador fob EMP	Ecuador
		40-50	4.79	6.50		
		50-60	4.20	5.70		
Black tiger/Crevette tigrée/Camarón tigre <i>Penaeus monodon</i>	IQF, head-on, 20% glaze	8-12	8.21	11.15 +	Europe cfr	Bangladesh
		13-15	7.36	10.00 -		
		16-20	6.07	8.25 +		
		21-30	4.60	6.25 +		
		31-40	3.79	5.15 +		
		41-50	2.94	4.00 -		

Fish Species Trade Name	Product Form	Grading	Price per kg		Reference & Area	Origin
			As stated	EUR USD		
CRUSTACEANS (cont.)						February 2011
Black tiger/Crevette tigrée/Camarón tigre <i>Penaeus monodon</i>	Block, headless, 20%	6-8	14.72	20.00 *	Europe cfr	Bangladesh
		8-12	12.96	17.60 *		
		13-15	11.08	15.05 +		
		16-20	9.72	13.20 +		
		21-25	7.84	10.65 -		
		26-30	6.81	9.25 -		
Black tiger/Crevette tigrée/Camarón tigre <i>Penaeus monodon</i>	IQF, head-on 20% glaze	16-20	6.52	8.85 =	France cfr	India
		20-30	4.90	6.65 =		
		30-40	3.94	5.35 =		
		40-60	3.50	4.75 =		
	Headless, easy-peel, 25% glaze IQF	8-12	10.53	14.30 =	Europe cfr	
		13-15	8.47	11.50 =		
Mantis shrimp/Squilla/ Galera <i>Squilla mantis</i>	Live		9.50	12.90	Italy wholesale	Italy
	Fresh		5.75	7.81		
European lobster/ Homard européen/ Bogavante <i>Homarus gammarus</i>	Live - bulk	400-600 gr/pc	24.50	33.28 -	France delivered to French vivier companies	Ireland
		600-800	24.50	33.28 -		
American lobster/ Homard américain/ Bogavante americano <i>Homarus americanus</i>	Frozen whole cooked popsicle	< 450 gr/pc	No quotations		Europe cif	Canada
		> 450				
Edible crab/Tourteau/ Buey de mar <i>Cancer pagurus</i>	Live	400-600 gr/pc	2.50	3.40 -	France delivered live to French vivier companies	Ireland
		600-800	2.50	3.40 -		
BIVALVES						February 2011
Oyster/Huitre/Ostra <i>Crassostrea gigas</i>	Live		4.50	6.11	Italy wholesale	France
	Live	No. 3	3.50	4.75 =		
Mussel/Moule/Mejillón <i>Mytilus edulis</i>	Live - Rope		No quotations		France prod. price cif to packer	Ireland
	Live - Bottom mussel		0.90	1.22 -		
<i>Mytilus galloprovincialis</i>	Live - Rope	60-80 pc/kg	2.00	2.72 =	France wholesale	Spain
<i>Mytilus spp.</i>	IQF	200-300 pc/kg	2.80	3.80 *	cfr	Chile
		300-500	2.58	3.50 *		
Scallop/Coquille Saint- Jacques/Vieira <i>Pecten jacobaeus</i>	Chilled - shell-on Shell-off		10.50	14.26	Italy wholesale	Italy
			8.15	11.07		
Scallop/Peigne/Peine <i>Chlamys spp.</i>	Fresh		11.35	15.42		
Venus clam/Praire/ Chirla - Venus gallina	Live		5.25	7.13		
Grooved Carpet shell/ Palourde/Almeja fina <i>Venerupis semidecussatus</i>	Live		6.25	8.49		
Razor shell/Couteau/ Navajas - Solenidae	IQF	12 cm	3.55	4.82	Spain cif	Netherlands

Fish Species Trade Name	Product Form	Grading	Price per kg			Reference & Area	Origin
			As stated	EUR	USD		
SALMON							February 2011
Atlantic salmon/ Saumon de l'Atlantique/ Salmón del Atlántico <i>Salmo salar</i>	Fresh - gutted, head-on Superior quality	1-2 kg/pc		4.50	6.11 =	France cif	Scotland
		2-3		5.10	6.93 +		
		3-4		5.60	7.61 =		
		4-5		5.60	7.61 -		
		5-6		5.60	7.61 -		
	Fresh - gutted, head-on Superior quality	1-2 kg/pc		4.50	6.11 -	ddp	Norway
		2-3		5.00	6.79 +		
		3-4		5.40	7.34 -		
		4-5		5.40	7.34 -		
		5-6		5.40	7.34 -		
> 6		5.20	7.06 -				
TROUT							February 2011
Trout/Truite/Trucha <i>Salmo</i> spp.	Fresh on ice whole	0.5-0.8 kg/pc	HUF 1191	4.42	6.01 +	Hungary exw	Hungary
	Fillet - farmed	200-400 gr/pc		6.80	9.24 =	Italy ex-farm	Italy
	Live - farmed	500-700 gr/pc		2.80	3.80 +		
Rainbow trout/ Truite arc-en-ciel/ Trucha arco iris <i>Oncorhynchus mykiss</i>	Live - farmed	250-400 gr/pc		2.80	3.80 =		
	Gutted			3.70	5.03 +		
Nile perch/Perche du Nil/Perca del Nilo <i>Lates niloticus</i>	Fresh - fillet			6.15	8.35		Imports
FRESHWATER FISH							February 2011
Pangas catfish/ Panga/Pez gato <i>Pangasius</i> spp.	Fillets - intervld, 10% glaze sknlss, bonlss, belly-off	120-170-220 gr/pc		2.13	2.90 *	Spain cfr	Viet Nam
	Fillets - IQF, white, 20%, 1kg poly bag	120-170-220 gr/pc		1.95	2.65 *		
North African catfish/ Poisson-chat nord- africain/Pez-gato <i>Clarias gariepinus</i>	Fresh, fillet, skin-on		HUF 1051	3.90	5.30 *	Hungary ex-farm	Hungary
Carp/Carpe/Carpa <i>Cyprinus</i> spp.	Fresh - gutted, head-on	1-4.50 kg/pc	HUF 771	2.86	3.89 =		
	Fresh - gutted, headless	0.7-4 kg/pc	HUF 896	3.33	4.52 -		
	Live	1.5-5 kg/pc	HUF 560	2.08	2.82 -		
	Fresh on ice - slices		HUF 964	3.58	4.86 =		
	Fresh on ice - fillets		HUF 1051	3.90	5.30 -		
Bighead carp/Carpe à grosse tête/Carpa capezona <i>Aristichthys nobilis</i>	Fresh gutted, head-on	0.7-4 kg/pc	HUF 490	1.82	2.47		
	Fresh on ice, fillets		HUF 560	2.08	2.82		
Grass carp/ Carpe herbivore/ Carpa china <i>Ctenopharyngodon idellus</i>	Fresh on ice, whole, gutted, headless	1-3 kg/pc	HUF 771	2.86	3.89		
Wels/Silure glane/Siluro <i>Silurus glanis</i>	Fresh - whole, gutted, head-on	1.5-4 kg/pc	No quotations				

Fish Species Trade Name	Product Form	Grading	Price per kg		Reference & Area	Origin
			As stated	EUR USD		
NON-TRADITIONAL SPECIES						February 2011
Sturgeon/Esturgeon/ Esturione <i>Acipenseridae</i>	Frozen - Whole	1.5-2 kg/pc	6.00	8.15	France cif	France
	Gutted	5-7 kg/pc	6.00	8.15		
	Fillets	200-300 gr/pc	11.00	14.94		
		800-1000	11.00	14.94		
<i>A.baeri</i>	Caviar (Aquitaine) metal boxes		1 400	1 902		
Picked dogfish/Aiguillat commun/Mielga <i>Squalus acanthias</i>	Fresh - skin-off		13.00	17.66	Italy wholesale	Northern Europe
Grouper/Mérou/Mero <i>Epinephelus spp</i>	Whole - gutted, 20 kg-pack	1-2 kg/pc	1.99	2.70 =	Netherlands cfr	India
		2-5	2.72	3.70 =		
		5-10	2.72	3.70 =		
		> 10	2.72	3.70 =		
	Fresh		12.40	16.84	Italy wholesale	Imports
John dory/Saint Pierre/ Pez de San Pedro <i>Zeus faber</i>	Fresh		15.50	21.05		Italy
			12.75	17.32		
Red scorpionfish/Ras- casse rouge/Cabracho <i>Scorpaena scrofa</i>	Fresh		15.80	21.46		Italy
			19.55	26.56		
SEABASS/SEABREAM/MEAGRE						February 2011
Seabass/Bar, Loup/Lubina <i>Dicentrarchus labrax</i>	Fresh - whole	200-300 gr/pc	4.00	5.43 +	Greece fob	Greece
		300-450	4.30	5.84 +		
		400-600	4.35	5.91 +		
		600-800	5.50	7.47 -		
		800-1000	7.75	10.53 -		
		> 1000	8.65	11.75 -		
		200-300 gr/pc	4.20	5.71 +	Italy cif	
		300-450	4.50	6.11 +		
		450-600	4.55	6.18 +		
		600-800	5.70	7.74 -		
		800-1000	7.95	10.80 -		
		> 1000	8.85	12.02 -		
		200-300 gr/pc	4.25	5.77 +	France cif	
		300-450	4.55	6.18 +		
		450-600	4.60	6.25 +		
		600-800	5.75	7.81 -		
		800-1000	8.00	10.87 -		
		> 1000	8.90	12.09 -		
		200-300 gr/pc	4.24	5.76 +	Spain cif	
		300-450	4.54	6.17 +		
		450-600	4.59	6.23 +		
		600-800	5.74	7.80 -		
		800-1000	7.99	10.85 -		
		> 1000	8.89	12.08 -		
		200-300 gr/pc	4.27	5.80 +	Germany cif	
		300-450	4.57	6.21 +		
		450-600	4.62	6.28 +		
		600-800	5.77	7.84 -		
800-1000	8.02	10.89 -				
> 1000	8.92	12.12 -				

Fish Species Trade Name	Product Form	Grading	Price per kg		Reference & Area	Origin
			As stated	EUR USD		
SEABASS/SEABREAM/MEAGRE (cont.)						February 2011
Seabass/Bar, Loup/Lubina <i>Dicentrarchus labrax</i>	Fresh - whole	200-300 gr/pc	4.25	5.77 +	Portugal cif	Greece
		300-450	4.55	6.18 +		
		450-600	4.60	6.25 +		
		600-800	5.75	7.81 -		
		800-1000	8.00	10.87 -		
		> 1000	8.90	12.09 -		
		200-300 gr/pc	4.43	6.02 +	UK cif	
		300-450	4.73	6.42 +		
		450-600	4.78	6.49 +		
		600-800	5.93	8.05 -		
		800-1000	8.18	11.11 -		
		> 1000	9.09	12.35 -		
200-300 gr/pc	3.84	5.22 =	Spain fob	Spain		
300-400	4.58	6.22 +				
400-600	4.31	5.85 +				
600-800	4.48	6.09 +				
Gilthead seabream/ Dorade royale/Dorada <i>Sparus aurata</i>	Fresh - whole	200-300 gr/pc	3.85	5.23 =	Greece fob	Greece
		300-450	4.30	5.84 +		
		450-600	4.40	5.98 +		
		600-800	5.30	7.20 =		
		800-1000	6.95	9.44 =		
		> 1000	6.90	9.37 =		
		200-300 gr/pc	4.05	5.50 =	Italy cif	
		300-450	4.50	6.11 +		
		450-600	4.60	6.25 +		
		600-800	5.50	7.47 =		
		800-1000	7.15	9.71 =		
		> 1000	7.10	9.64 =		
		200-300 gr/pc	4.10	5.57 =	France cif	
		300-450	4.55	6.18 +		
		450-600	4.65	6.32 +		
		600-800	5.55	7.54 =		
		800-1000	7.20	9.78 =		
		> 1000	7.15	9.71 =		
		200-300 gr/pc	4.09	5.56 =	Spain cif	
		300-450	4.54	6.17 +		
		450-600	4.64	6.30 +		
		600-800	5.54	7.53 =		
		800-1000	7.19	9.77 =		
		> 1000	7.14	9.70 =		
200-300 gr/pc	4.12	5.60 =	Germany cif			
300-450	4.57	6.21 +				
450-600	4.67	6.34 +				
600-800	5.57	7.57 =				
800-1000	7.22	9.81 =				
> 1000	7.17	9.74 =				

Fish Species Trade Name	Product Form	Grading	Price per kg		Reference & Area	Origin
			As stated	EUR USD		
SEABASS/SEABREAM/MEAGRE (cont.)						February 2011
Gilthead seabream/ Dorade royale/Dorada <i>Sparus aurata</i>	Fresh - whole	200-300 gr/pc	4.10	5.57 =	Portugal cif	Greece
		300-450	4.55	6.18 +		
		450-600	4.65	6.32 +		
		600-800	5.55	7.54 =		
		800-1000	7.20	9.78 =		
		> 1000	7.15	9.71 =		
		200-300 gr/pc	4.28	5.81 =	UK cif	
		300-450	4.73	6.42 +		
		450-600	4.83	6.56 +		
		600-800	5.73	7.78 =		
		800-1000	7.38	10.02 =		
		> 1000	7.33	9.96 =		
		200-300 gr/pc	3.95	5.37 -	Spain fob	Spain
300-400	4.83	6.56 +				
400-600	4.56	6.19 +				
600-800	4.30	5.84 +				
Meagre/Maigre Commun Corvina <i>Argyrosomus regius</i>	Whole	2-3 kg/pc	7.30	9.92 =	Italy cif	Greece

The **European Fish Price Report** is a monthly GLOBEFISH publication, prepared by Karine Boisset, Audun Lem, José Estors Carballo and edited by Hilary Cochrane.

It can be ordered from the **FISH INFONetwork**:

FAO GLOBEFISH (Network coordinator) Viale delle Terme di Caracalla 00153 Rome - Italy Tel: (39) 06 57055188 Fax: (39) 06 57053020 E-mail: globefish@fao.org Web site: www.globefish.org	INFOPECSA (Latin America) Julio Herrera y Obes 1296 11200 Montevideo - Uruguay Tel: (598) 2 9028701 Fax: (598) 2 9030501 E-mail: infopesca@infopesca.org Web site: www.infopesca.org	EUROFISH (Central and Eastern Europe) H.C. Andersens Blvd 44-46 1553 Copenhagen - Denmark Tel: (45) 35 467180 Fax: (45) 35 467181 E-mail: info@eurofish.dk Web site: www.eurofish.dk	INFOFISH (Asia/Pacific) Level 2, Menara Olympia 8 Jalan Raja Chulan 50200 Kuala Lumpur - Malaysia Tel: (603) 2078 3466 Fax: (603) 2078 6804 E-mail: infish@po.jaring.my Web site: www.infofish.org
INFOPECHE (Africa) Tour C, 19 ^{ème} étage, Cité Administrative Abidjan 01 - Côte d'Ivoire Tel: (225) 20 213198 Fax: (225) 20 218054 E-mail: infopeche@aviso.ci	INFOYU (China) Rm. 816, Bldg. 22, Maizidian Street - Chaoyang District Beijing 100026 - China Tel: (86-10) 59194236 Fax: (86-10) 59194231 E-mail: infoyu@agri.gov.cn Web site: www.infoyu.net	INFOSAMAK (Arab Region) 71 blvd Rahal El Meskini Casablanca 20 000 - Morocco Tel: (212) 522540856 Fax: (212) 522540855 E-mail: infosamak@infosamak.org Web site: www.infosamak.org	INFOSA - sub-office INFOPECHE (Southern Africa) 89, John Meinert Street- West Windhoek -Namibia Tel: (264) 61279430 Fax: (264) 61279434 E-mail: infosa@infosa.org.na Web site: www.infosa.org.na

PRICE REFERENCE

exw	ex works
fca (replaces fot)	free carrier
fas	free alongside ship
fob	free on board
cfr (replaces c&f)	cost and freight
cif	cost, insurance and freight
cpt	carriage paid to
cip	carriage and insurance paid to
daf	delivered at frontier
des	delivered ex ship
deq	delivered ex quay (duty paid)
ddu	delivered duty unpaid
ddp	delivered duty paid

PRODUCT FORM

IQF	individually quick frozen
IWP	individually wrapped pack
PBI	pinbone in
PBO	pinbone off
C&P	cooked and peeled
H&G	headed and gutted
FAS	frozen at sea
PD	peeled and deveined
PUD	peeled, undeveined

SYMBOLS

+	Price increased in original currency since last report
-	Price decreased in original currency since last report
=	Updated but unchanged price
*	New insertion
	Not updated since last issue

CURRENCY RATES

		USD	EUR
Canada	CAD	0.99	1.34
Hungary	HUF	198.26	269.30
Norway	NOK	5.76	7.83
Switzerland	CHF	0.96	1.30
UK	GBP	0.62	0.84
USA	USD	-	1.36
EU	EUR	0.74	-
Japan	JPY	82.03	111.43
South Africa	ZAR	7.26	9.86

Source: Federal Reserve Bank of New York 04/02/11

GLOBEFISH Market Reports
are available from the GLOBEFISH web site: www.globefish.org

Shrimp
Tuna
Salmon
Groundfish
Cephalopods
Fish Oil and Fishmeal
Small Pelagics
Bivalves
Freshwater
Seabass and Seabream



GLOBEFISH

Food and Agriculture Organization of the United Nations
Fish Products and Industry Division
Viale delle Terme di Caracalla
00153 Rome, Italy
Tel: +3906 570 53288
Fax: +3906 570 53020
www.globefish.org