



Food and Agriculture  
Organization of the  
United Nations

# EUROPEAN PRICE REPORT



Issue 10/2018 October 2018

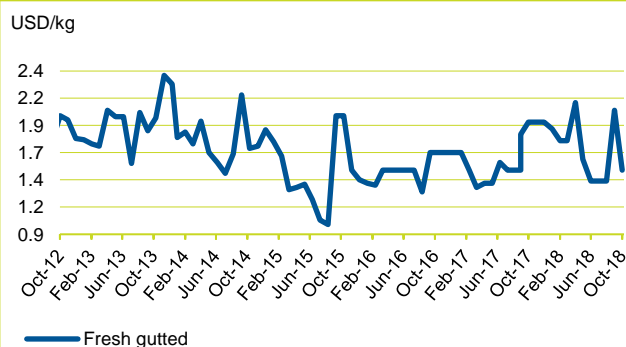
## Latest trends

The market is preparing for the Christmas sales period and demand is picking up. Prices are rising both for wild-caught species, such as cod, haddock, herring and octopus, and for aquacultured species such as mussels, oysters and cultured shrimp. Fishing quotas for the most important wild stocks will be reduced in 2019, and this should lead to further price hikes in the opening months of next year. The relatively weak euro is diminishing European importers' ability to compete on the world market, while at the same time Chinese buyers are increasing purchases from all suppliers other than the United States of America due to the ongoing trade war.

## GROUNDFISH

In Poland, cod prices have fallen back from the high levels reached last month while in Sweden, haddock prices have increased. In general, prices are trending upward for all types of groundfish products, from fresh to frozen to salted and dried.

### COD - in Poland (FOB, origin: Baltic Sea)



### Index for prices

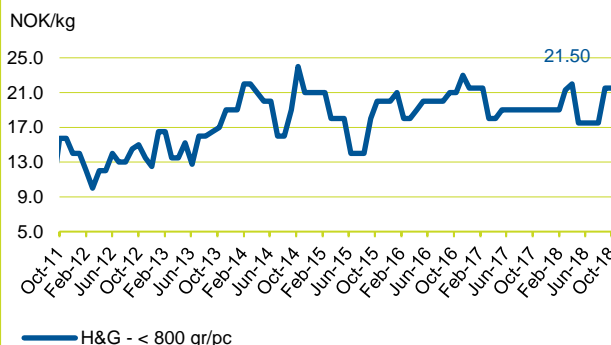
Groundfish	8
Flatfish	9
Tuna	11
Small Pelagics	11
Cephalopods	12
Crustaceans	16
Bivalves	19
Salmon	20
Trout	21
Freshwater fish	22
Non Traditional Species	23
Seabass-Seabream-Meagre	24

The **European Fish Price Report**, based on information supplied by industry correspondents, aims to provide guidance on broad price trends. Price information is indicative and should be used only for forecasting medium- and long-term trends. FAO is not responsible for any errors or omissions.

Alaska pollock prices are set to increase all across the board, partly as a result of the trade war, but also because fishing has not been as good as anticipated in the Bering Sea. Cod prices are also expected to rise due to expected quota cuts next year in the North Atlantic and the Barents Sea, in addition to very poor fishing off North America's Atlantic coast that is showing no sign of improving.

The end-of-year boost to demand for wet salted cod fillets in Italy is yet to take effect, but Iceland and the Faroe Islands have started to land good quantities of fresh fish for wet salted cod production and demand is likely to follow in the coming months.

## HADDOCK - H&G, origin: Norway

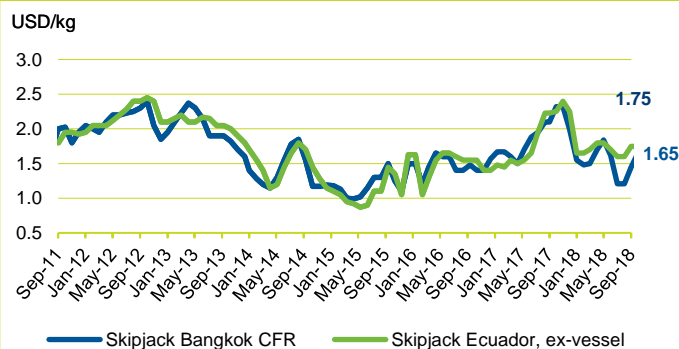


## TUNA - BILLFISHES

Tuna prices are on the rise in all major oceans at present, but the FAD closure in both the Western and the Eastern Pacific has now ended and a reversal of the trend is likely in the near future, particularly for skipjack.

The Western and Central Pacific FAD closure ended on 30 September and fishing has improved to moderate-to-good. Carrier landings in Thailand have also increased with some carriers arriving from the Indian Ocean. Raw material inventories at local canneries are moderate. Due to the poor catches during the FAD closure period, skipjack prices have risen sharply in Bangkok. The current level is likely near the peak, however, and prices are expected to start moving down again in the near future as Western Pacific catches reach the market.

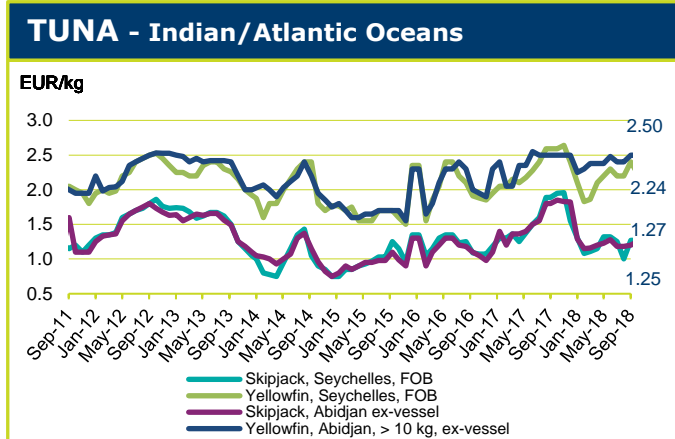
## TUNA - Pacific Ocean



Catches in the Indian Ocean have also improved to moderate-to-good although fishing effort is still being reduced due to the yellowfin quota. Raw material inventories at local canneries remain healthy and there has been an increase in carrier transshipment activities with fish cargo being diverted to Bangkok and Ecuador markets. Skipjack prices have risen while those for yellowfin have fallen slightly.

The IATTC 'veda' in the Eastern Pacific ended on 8 October, and while fishing has been moderately good, landings continue to be affected. Even with the continuing carrier arrivals from Atlantic Ocean, Indian Ocean and Western and Central Pacific, raw material inventories at local canneries remain at a low level. Skipjack and yellowfin prices remain high and demand for the processed product remains strong for the time being.

Catches in the Atlantic Ocean have improved to moderate-to-good and raw material inventories at local canneries are healthy. Skipjack prices continue to follow the uptrend in Bangkok while yellowfin prices remain stable. On the European market, meanwhile, prices for both skipjack and yellowfin continue to rise, while the market price for cooked, double cleaned yellowfin loins has also increased slightly.



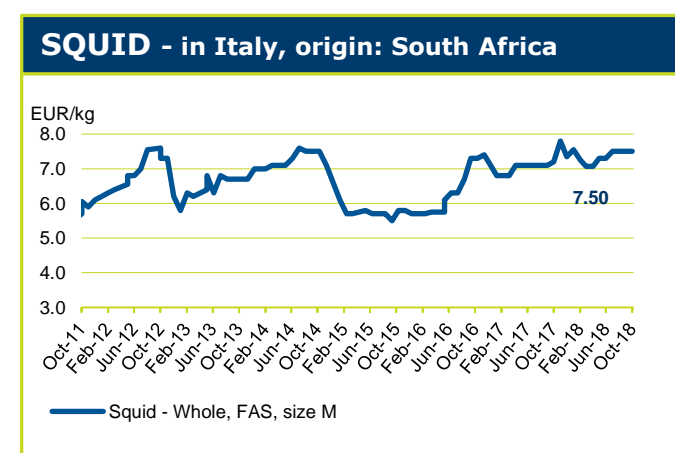
## SMALL PELAGICS

Norway mackerel prices are firming at present, and are likely to rise further on the back of a negative stock survey which will translate into lower catch quotas next year.

Herring supply in Norway is good at present, but the situation is expected to deteriorate next year. It is likely both the North Sea herring and the Norwegian spring-spawning herring quotas will be reduced, which will probably lead to higher herring prices starting in November this year.

## CEPHALOPODS

The supply of octopus from Indonesia has begun to increase following the start of the fishing season. However, volumes are likely to be affected by multiple natural disasters in several parts of the country. Overall, global octopus supply on the world market remains tight and prices are very high. For cuttlefish, weak European demand and average prices are reported. Squid prices from South Africa stay stable, in view of limited catches and coldstorage holdings.

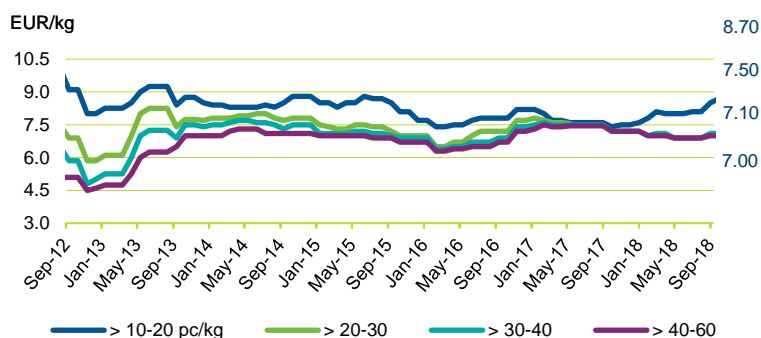


## CRUSTACEANS

Disease in Sumatra and Java has impacted Indonesia shrimp production, leading to early harvests and significantly higher prices. Overall production from Indonesia is likely to be lower this year.

Argentine shrimp is in limited supply, at least in comparison with the previous two years. Prices for larger sized shrimp are rising as a result, but prices for smaller sizes have remained stable. At present the differential between the largest and the smallest size is EUR 1.90 per kg, whereas last year this differential narrowed to as little as EUR 0.20 per kg.

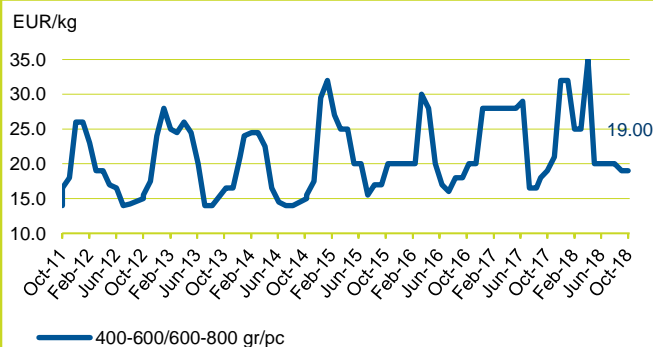
### ARGENTINA RED SHRIMP - origin: Argentina



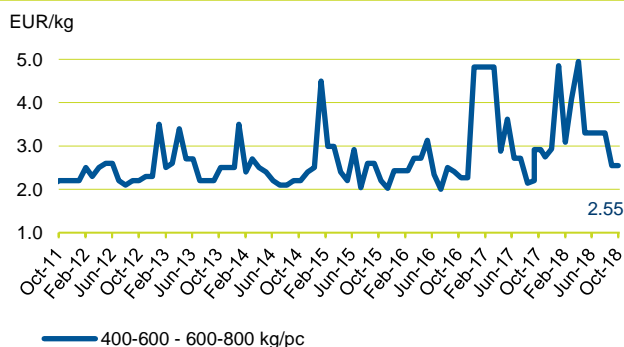
In Canada and the United States of America, the lobster fall season has started and conditions are challenging. Fishing in Maine has been poor, continuing a trend that started some 6 years ago, and this is driving up raw material prices in the United States of America. Demand for lobster tails on the US market is growing and this is also pushing prices up, while lobster meat demand is stable and prices are steady. The US- China trade war has seen higher tariffs applied to China's lobster imports from the United States, and this has led to increased demand for Canadian products. With reduced purchasing power due to a weakened currency, European lobster importers are now losing out to Chinese buyers. In addition, spring lobster inventories are low in Canada and in Europe, and market prices for these products are likely to rise, potentially prompting a switch to American or Caribbean lobster.

Meanwhile, crab prices are expected to remain firm due to poor catches at the beginning of the season and strong international demand.

### EUROPEAN LOBSTER - in Europe, origin:



### CRAB - in France, origin: Europe

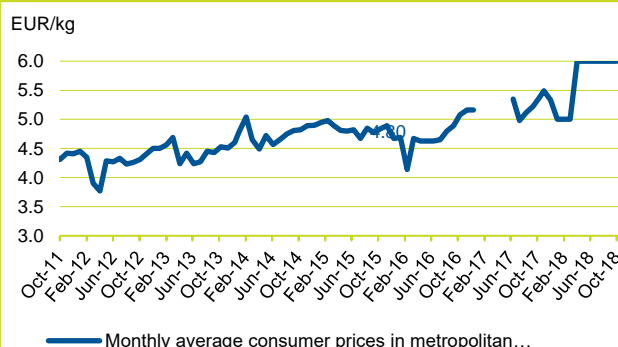


## BIVALVES

The French mussel market is currently comprised mainly of French mussels, both rope and Bouchot, and Dutch bottom mussels. The season for the latter species commenced in early August, around a month later than usual due to slow spring growth. Dutch mussels are smaller this year as a result, but meat content is reported to be good and prices are expected to be strong.

According to the oyster mortality monitoring bulletin from the French scientific institution IFREMER dated 28/09/2018, the average cumulative mortality rate is 67.5 percent at the national level for seed oysters. Juvenile and adult oyster mortalities are reportedly around 12.1 percent and 9.2 percent respectively. These figures are higher than in 2017 and the tighter supply should see prices remain firm this year.

### MUSSEL BOUCHOT - in France



## SALMON

NOK export prices for Norwegian farmed Atlantic salmon were marginally below last year's levels as of week 40. Although there has been significant divergence in price trends across different sizes, with 7-8, 8-9 and 9+ kg fish still spiking above NOK 80 in late September and early October, Fish Pool Index reports an average export price for fresh whole Atlantics of NOK 54.96 per kg in week 40, compared with NOK 55.23 per kg in the same week in 2017. There has been a steadily decline from the peak of over NOK 80 reached in May this year, broadly following the seasonal trend that is typically observed after summer growth pushes biomass limits and harvest volumes rise. A strengthening of the krone versus the euro has also helped to bring prices down over the third quarter, although krone weakness versus the euro earlier in the year was a factor behind increased Norwegian exports to the EU market so far in 2018. Poland, France, the UK and Italy in particular have seen significant increases in imports of farmed salmon from Norway this year. Salmon export volumes out of Norway were marginally below 2017 levels throughout September but the total for the first 9 months of 2018 was some 7 percent above the equivalent period last year. Around 641 600 tonnes of this volume was exported as fresh, whole product, making up around 75 percent of the total. In the United Kingdom, spot prices for Scottish farmed Atlantics in early October were approximately on a par with last year's levels, at around GBP 5.60 per kg.

### Salmon - origin: Norway



Reports are emerging of biological issues at some Norwegian salmon aquaculture sites and downward revisions of total standing biomass in the pens has limited expectations for future supply growth in Norway. With end-of-year demand expected to kick in over the next month or so, the trend in farmed salmon prices is likely to turn upward in the near future. The average forward price for October as a whole was NOK 55.70 per kg at Fish Pool in mid-October, while the same source reported forward prices of NOK 64.05 and NOK 67.35 for November and December respectively.

## TROUT

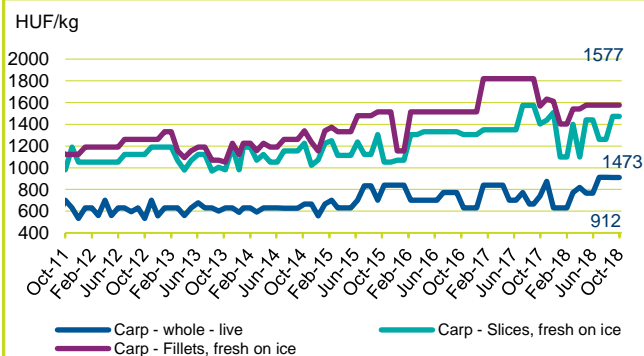
The supply of Norwegian trout has been more plentiful this year after a couple of years of relative shortage, and price trends are reflecting this development. Prices for fresh whole trout were down to NOK 54.63 per kg in week 39, 4 percent below the same week in 2017. At the same time, exports of trout out of Norway were up by 27 percent in volume terms. In the first 9 months of 2018. Belarus and the United States of America are increasingly important markets for Norway's trout exporters, and their share of total exports has risen this year.

## FRESHWATER FISH

Price trends for carp in Hungary are steady at present. Sales campaigns have been launched for some carp products. Demand is expected to increase towards the end of the year, with substantial price increases.

Pangasius imports into the EU continue to decline. Imports into Spain, traditionally the main market of this product declined sharply from 12 600 tonnes in the first half of 2016 to 6 500 in the first half of 2017 and finally to a mere 2 800 tonnes in the same period of 2018. Negative press was the main reason for this sharp drop in imports.

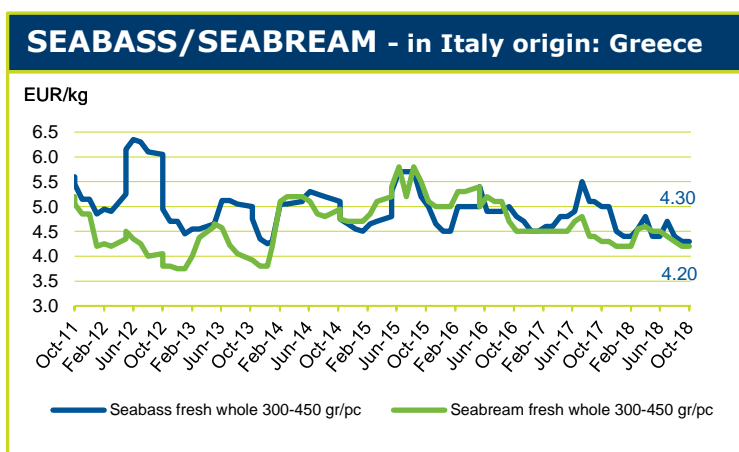
### CARP - in Europe, origin: Hungary



## SEABASS SEABREAM

European market prices for farmed seabass are sharply down in October compared with the same month in 2018, as markets struggle to absorb excess quantities of cheap Turkish fish. Greek 300-450 g fresh bass are selling on the Italian market at EUR 4.30 per kg, EUR 0.70 below last October, while bream prices were down EUR 0.10 over the same period. This a continuation of a price trend in 2018 that has been noticeably flat all year in comparison with the typical seasonal pattern which sees restaurant demand lift prices during the summer months.

In addition to large volumes of Turkish exports, additional drivers behind the price decline included a severely weakened Turkish lira and Greek production levels that remain high in 2018 after rising significantly in 2017. Although progress has been made in developing alternative markets, particularly in Turkey's case, the sector as a whole is still heavily dependent on the core EU markets of Italy, Spain and France, and available demand is insufficient to cope with such a rapid rise in harvest volumes.



In Turkey, economic conditions are becoming increasingly difficult and the domestic market is suffering, with potentially serious financial implications for the industry there. On the market side, the recent launch of an Aquaculture Stewardship Council (ASC) standard for bass, bream and meagre may help to provide some differentiation in the market and protect business margins.



Fish Species	Product Form	Grading	Price per kg			Reference	Origin	
Trade Name			As stated	EUR	USD	& Area		
GROUND FISH							October 2018	
Cod/Cabillaud, Morue/ Bacalao <i>Gadus morhua</i>	Fresh gutted		1.29	1.49	-	Poland FOB	Baltic Sea	
	IQF portion, single frozen	100-150 g/pc	7.80	9.03	+	Italy CIF	Iceland	
	Fresh - fillet	50-100 g/pc	4.00	4.63		CPT	Denmark	
		100-200	7.83	9.07				
		200-400	8.18	9.47				
	Fresh - Whole	1-2 kg/pc	6.13	7.10	+			
		2-4	8.48	9.82	+			
	Fresh gutted	2-3 kg/pc	6.27	7.26				
	Fresh - fillet	100-200 g/pc	6.40	7.41	-		Poland	
		200-400	7.39	8.56	-			
	Fillet- IQF	500-1000g/pc	3.85	4.46	=	FCA	Spain	
			4.10	4.75		CIF		
	Fillet - wet salted - 1st quality produced from fresh raw material	700-1000 g/pc	9.40	10.89	=	Italy DDP	Iceland	
	Portion single frozen, 10% glaze	100-150 g/pc	7.50	8.69		CIF	Norway	
	Stockfish	700 g/pc	28.00	23.00	=	DDP		
		60-80 g/pc	28.70	33.24		FCA		
	Fillet - wet salted - 1st quality produced from frozen raw material	400-700 g/pc	9.30	10.77	+	Italy CIP	Denmark	
	Fillet- thawed		12.25	14.19				
	H&G	1-2 lb/pc	4.04	4.68		Europe CIF	Alaska/USA	
2-3		4.16	4.81					
5-6		4.38	5.07					
3-9		3.41	3.95					
Whole, longline			3.95	4.57				
		3.53	4.08					
Hake/Merlu/Merluza <i>Merluccius capensis</i>	Minced block		1.83	2.12	=	Namibia FOB for Spanish market	Namibia	
	IQF portion, trapeze	90-110 g/pc	6.90	7.99	=	Italy CIF		
	IQF	100-200 g/pc	6.20	7.18		Europe DDP	South Africa	
	Fresh - whole	100-200 g/pc	4.90	5.68	+	Italy CPT	Croatia	
		200-300	5.50	6.37	=			
	Fresh - gutted	200-300 g/pc	6.40	7.41	+			
		300-400	6.68	7.74	+			
Merluccius productus	Fillet, PBO		2.46	2.85	=	Spain EXW	USA	
	Minced block		1.64	1.90	=			
Alaska pollack/Lieu de l'Alaska/Colín de Alaska <i>Theragra chalcogramma</i>	H&G	>25	1.00	1.16		Russian Fed. wholesale Vladivostok	Russian Fed.	
		>30	0.81	0.94				
		>25	1.18	1.28		wholesale Moscow		
Surimi (Alaska pollack)	Stick - Paprika	250 g/pc	2.51	2.91		France CFR	Spain	
Hoki <i>Macruronus magellanicus</i>	H&G	100-300 g/pc	1.63	1.89		Spain FOB		
		300-500	1.63	1.89				
		500-900	1.63	1.89				
Haddock/Eglefin/Eglofino <i>Melanogrammus aeglefinus</i>	H&G	< 0.8 kg/pc	NOK 21.50	2.22	2.62	+	Sweden FCA	Norway
Ling/Lingue franche/ Maruca <i>Molva molva</i>	Fillet - wet salted Produced from fresh raw material 1st quality	1-1.5 kg/pc	5.90	6.83	=	Italy DDP	Faeroe Islands	



Fish Species	Product Form	Grading	Price per kg			Reference	Origin			
Trade Name			As stated	EUR	USD	& Area				
GROUND FISH (cont.)							October 2018			
Monkfish/Baudroie/ Rape <i>Lophius spp.</i>	Fresh - Tail	< 0.3 kg/pc	8.67	10.04	-	Italy CPT	UK			
		0.3-0.5	12.48	14.46	+					
		0.5-1	12.94	14.99	+					
		1-2	13.01	15.07	+					
		> 2	11.93	13.82	+					
	Fresh - whole	0.5-1 kg/pc	6.55	7.59	-	FCA	France			
		1-2	6.70	7.76						
John Dory/ Saint Pierre Pez de San Pedro <i>Zeus faber</i>	Frozen skin-on PBO, chemical free, 100% net weight, IQF,Bulk, frozen weight +count	60-100 g/pc	5.79	6.70		Germany CFR	China			
		100-150	6.65	7.70						
		150-200	7.00	8.10						
		200-300	7.26	8.40						
	Fresh whole	1-2 kg/pc	21.50	24.90	+	France wholesale	France			
		2-3	22.50	26.06	+					
	Fresh - gutted	600-800 g/pc	9.90	11.47		Italy CPT	Senegal			
		800-1000	11.00	12.74	+					
		1000-2000	11.00	12.74	=					
	Fresh- whole	600-800 g/pc	11.84	13.71	-	FCA	Spain			
		800-1000	13.70	15.87	-					
1000-2000		13.73	15.90	-						
Sand steenbras/ Marbré/ Herrera <i>Lithognathus mormyrus</i>	Fresh	300-500 g/pc	10.85	12.57	+		Morocco			
		500/700	10.83	12.54	+					
		700/1000	10.20	11.81						
		Mixed	8.77	10.16						
FLATFISH							October 2018			
Turbot/Rodaballo <i>Psetta maxima</i>	Fresh - whole farmed	0.5-1 kg/pc	9.60	11.12		Spain CIF	Spain			
		1-2	9.40	10.89						
		2-3	9.90	11.47						
		3-4	10.50	12.16						
	Fresh - whole wild	< 0.5 kg/pc	9.10	10.54			Netherlands			
		0.4-0.6	12.90	14.94						
		0.5-0.8	13.60	15.75						
		0.5-1	13.30	15.41						
		0.8-1	13.60	15.75						
		1-2	12.70	14.71						
		2-3	12.70	14.71						
		3-4	19.25	22.30						
		4-6	21.00	24.32						
		Fresh - whole farmed	0.4-0.6 kg/pc	9.95	11.52				Italy CPT	Spain/Portugal
			0.6- 0.8	9.94	11.51			-		
			0.8-1	10.50	12.16			-		
	1-1.5		9.51	11.02	-					
	1.5-2		9.55	11.06	=					
	2-2.5		10.28	11.91	+					
	2.5-3		12.25	14.19	+					
3-4	10.40		12.05							



Fish Species	Product Form	Grading	Price per kg			Reference	Origin		
Trade Name			As stated	EUR	USD	& Area			
FLATFISH (cont.)							October 2018		
Turbot/Rodaballo <i>Psetta maxima</i>	Fresh - whole wild	0.5-1 kg/pc	13.75	15.93		Italy CPT	Netherlands		
		0.7-1	9.68	11.21					
		1-2	13.75	15.93					
		2-3	14.47	16.76	-				
		3-4	19.95	23.11	+				
		> 4	16.50	19.11					
	Fresh - gutted	0.7-1kg/pc	8.76	10.15	-				
		1-2	12.57	14.56	-				
Sole/Sole/ Lenguado <i>Solea vulgaris</i>	Fresh - whole wild	< 175 g/pc	9.80	10.80		Spain CIF	Netherlands		
		170-200	10.50	12.16					
		200-300	11.70	13.55					
		200-250	13.95	16.16					
		300-500	16.15	18.71					
		400-500	16.15	18.71					
		500-600	16.15	18.71					
	Fresh - whole wild	200-300 g/pc	21.60	25.02		Italy CPT	France		
		300-400	24.70	28.61					
		No. 3	15.50	17.95					
		No. 4	12.73	14.74					
	Fresh - whole	No. 5	9.95	11.52			Netherlands		
		No. 2	18.50	21.43					
		No. 3	13.50	15.64					
	Fresh - gutted	No. 4	14.73	17.06					
		No. 2	16.21	18.78					
		No. 3	12.22	14.15					
No. 4		11.41	13.22						
	No. 5	9.87	11.43						
Sole/Sole/ Lenguado <i>Solea vulgaris</i>	Fresh - whole	No. 2	14.56	16.86		Italy CIF	Netherlands		
		No. 3	12.94	14.99					
		No. 4	9.92	11.49					
European plaice/ Plie d'Europe/ Solla europea <i>Pleuronectes platessa</i>	Fresh - whole	300-400 g/pc	4.45	5.15		Spain CIF			
		400-600	4.90	5.68					
		> 600	5.20	6.02					
		IQF, white skin-on, 25% glaze	No. 2	4.90	5.68	+	Netherlands FOB for Italian market		
	IQF skin-off, 25% glaze		5.10	5.91	+				
European Flounder/ Flet d'Europe/ Platija europea <i>Platichthys flesus</i>  <i>Scophthalmus rhombus</i>	Fresh - fillets skin-on skinless whole	Large Large	3.75	4.34		Italy CPT			
			5.75	6.66					
			2.19	2.54					
			1.51	1.75					
	Fresh, whole	500-1000g/pc 1000-2000	1.95	2.26	+	FCA CPT	Denmark Netherlands		
			13.30	15.41					
			15.30	17.72					
			8.61	9.97	-				
			Fresh, gutted	500-1000g/pc 1000-2000	11.55			13.38	-
Yellowtail flounder/ Limande à queue jaune/ Limanda <i>Limanda ferruginea</i>	Frozen- whole H&G	Large	2.10	2.43		Europe CIF	North Atlantic Canada		
			1.60	1.85					
Common dab/ Limande/ Limanda <i>Limanda limanda</i>	Frozen- whole	Small	2.29	2.65					
		Large	2.67	3.09					
Greenland Halibut/ <i>Reinhardtius hippoglossoides</i>	Fillet - skinoff, boneless, blockfrozen		No quotations			Denmark FOB	Greenland		



Fish Species	Product Form	Grading	Price per kg			Reference	Origin
Trade Name			As stated	EUR	USD	& Area	
TUNAS/BILLFISHES							October 2018
Tuna/Thon/Atún <i>Thunnus spp.</i>	Skipjack - whole		1.43	1.65 +		Bangkok CFR	Western/Central
			1.21	1.40		FOB	Pacific Ocean
	Skipjack - whole		1.51	1.75 =		Ecuador	Eastern Tropical
	Yellowfin - whole		2.33	2.70 =		ex-vessel	Pacific Ocean
	Skipjack - whole		1.27	1.47 +		Seychelles	Indian Ocean
	Yellowfin - whole		2.24	2.59 -		FOB	
	Skipjack - whole		1.25	1.45 +		Abidjan	Atlantic Ocean
	Yellowfin - whole	> 10 kg	2.50	2.90 =		ex-vessel	
	Skipjack - whole	1.8-3.4 kg/pc	1.35	1.56 +		Spain CFR	Various origins
	Yellowfin - whole	> 10 kg	2.65	3.07 +			
	Skipjack - cooked & cleaned loins - vacuum packed	double cleaned	5.19	6.00 -		Italy DDP	Solomon Islands
	Yellowfin - cooked & cleaned loins - vacuum packed	double cleaned	6.42	7.43 +			Kenya/Mauritius/Solomon Is.
	Skipjack	> 1.8 kg/pc	1.43	1.65 +		Tunisia CFR	Ivory Coast/Seychelles
			1.49	1.73			Ghana
	Yellowfin- whole	> 10 kg 3-10 kg/pc	2.50 1.77	2.90 2.05		Spain DAT	Atlantic Ocean
	Yellowfin- frozen loins		6.32	7.32		DDP	Eastern Pacific
	Skipjack - whole	> 3.5 kg	1.80	2.08		DAT	Atlantic Ocean
	Skipjack- frozen loins		6.77	7.84		DDP	Eastern Pacific
	Bigeye- frozen loins		6.14	7.10			
	Bigeye- whole	> 10 kg	2.23	2.58		DAT	Atlantic Ocean
	Skipjack - whole		1.81	2.10		Europe CFR	Ecuador
	Yellowfin - pre-cooked loins	double cleaned	5.79	6.70 =			
		single cleaned	5.19	6.00 =			
	Skipjack - pre-cooked loins		4.93	5.70 =			
	Swordfish/Espadon/ Pez espada <i>Xiphias gladius</i>	Fresh- whole		14.00	16.22 -		France, wholesale
Frozen- filet, vacuum			8.40	9.73 =			Spain
Fresh - gutted		< 12 kg/pc	9.43	10.92 -		Italy FCA	
Whole Mediterranean		13-18	11.44	13.25 +			
		19-25	9.43	10.92 +			
		26-35	9.43	10.92 +			
Whole Atlantic		19-25	10.80	12.51			Morocco
		26-35	10.80	12.51			
		36-50	10.80	12.51			
		> 50	10.70	12.39			
SMALL PELAGICS							October 2018
Mackerel/Maquereau/ Caballa  <i>Scomber scombrus</i>	Fresh - whole		2.85	3.30		Italy CPT	Belgium
			2.50	2.90 +			UK
			1.70	1.97			Croatia
			3.05	3.53 +			Norway
			2.25	2.61 -			France
		4-6 pc/kg	2.00	2.32 -			
	Fresh - Fillets butterfly cut		5.00	5.79 -			
			4.88	5.65 -			
Indian mackerel/ Maquereau des Indes Caballa de la India <i>Rastrelliger kanaqurta</i>	Whole, IQF	1-6 pc/kg	0.95	1.10		Tanzania CIF	Yemen
	Whole, frozen block	8- 12	0.91	1.05			
		12- 14	1.56	1.80			
		4-6 pc/kg	1.25	1.45		Thailand CIF	



Fish Species Trade Name	Product Form	Grading	Price per kg			Reference & Area	Origin
			As stated	EUR	USD		
SMALL PELAGICS (cont.)							October 2018
Mackerel/Maquereau/ Caballa <i>Scomber scombrus</i>	Whole	3-4 pc/kg	1.05	1.22		Spain FOB	Spain
Horse Mackerel/ Chincard/ Jurel <i>Trachurus spp</i>	Whole	> 24 cm/pc	1.23	1.42		Morocco FOB for European market	Morocco
Herring/Hareng/Arenque <i>Clupeidae</i>	Fresh - fillet		2.54	2.94	-	Italy CPT	Denmark
	Fresh - whole	250-300 g/pc	0.64	0.74		Russian Fed. wholesale Moscow	Russian Fed.
		> 350	1.52	1.76			
		> 25	0.75	0.87		Russian Fed. wholesale Vladivostok	
		> 300	0.57	0.66			
		> 250	0.91	1.05			
	70-100 g/pc	0.32	0.37	-	Poland FOB	Baltic	
Sprat/Sprat/Espadín <i>Sprattus sprattus</i>	Fresh - whole		0.12	0.14	-	Italy CPT	Croatia
Sardine/Sardine/ Sardina <i>Sardina pilchardus</i>	Fresh - whole		1.00	1.16	-		Spain
			1.25	1.45			Italy
			0.98	1.14			France
			1.80	2.08	-	UK	
	Fresh - fillet		4.01	4.64	-	FCA	Spain
			3.24	3.75	-		Croatia
			3.80	4.40			Italy
			1.10	1.27	+		
Whole, IQF, 3% glaze H& G	6.00		6.95	=	CPT		
CEPHALOPODS							October 2018
Squid/Encornet/Calamar <i>Loligo spp.</i>	Whole	S (< 18 cm)	5.60	6.49	+	Italy CIF	South Africa
		M (18-25)	7.50	8.69	+		
		L (25-30)	8.00	9.27	+		
		XL (>30)	8.00	9.27	+		
		S (< 18 cm)	4.70	5.44		Europe CFR	
		M (18-25)	7.30	8.46			
		L (25-30)	7.70	8.92			
		XL (>30)	7.70	8.92			
	S (< 18 cm)	5.90	6.83	-	Italy EXW		
		M (18-25)	7.80	9.03		=	
	Frozen	11-14 cm	2.85	3.30		Europe CIF	USA
	whole, block frozen	< 5	5.19	6.00			India
		6-15	5.53	6.40			
		10-40	3.93	4.55			
		> 40	3.41	3.95			
	<i>Loligo gayi</i>	Whole	18-22 cm	7.65	8.86		Italy EXW
15-18			5.71	6.61			
12-16			4.17	4.83			
Squid tentacles			15.07	17.46		CPT	
Whole, thawed			5.73	6.64			Argentina



Fish Species	Product Form	Grading	Price per kg			Reference	Origin	
Trade Name			As stated	EUR	USD	& Area		
CEPHALOPODS (cont.)							October 2018	
Loligo vulgaris	Fresh - whole	100-300 g/pc	16.45	19.05		Italy FCA	Morocco	
		300-400	14.04	16.26	-			
		400-600	15.24	17.65	-			
		600-1000	13.50	15.64				
		< 100 g/pc	4.93	5.71	-	CPT	UK	
		100-300	11.87	13.75	-			
		300-500	10.71	12.41	+			
			13.03	15.09	-			
		100-200 g/pc	13.57	15.72			Croatia	
							France	
	Whole, IWP, block	21-25 cm	12.89	14.93		CIF	Morocco	
			12.43	14.40	-			
		16-20 cm	11.96	13.85	+	FOB		
			11.89	13.77				
		11-15 cm	8.85	10.25		CIF		
			9.45	10.95	+			
	Whole, block	16-20 cm	9.00	10.42		FOB		
			11.89	13.77				
		21-25 cm	8.57	9.93		CIF		
			8.19	9.49				
		6-10 cm	8.50	9.85	+	FOB		
			7.99	9.25				
	Thawed	21-25 cm	9.74	11.28		CIF	France	
		11-25 cm	9.55	11.06				
100-200 g/pc		9.00	10.42	+				
Squid/Encornet/Calamar  Loligo vulgaris   Loligo forbesi Loligo duvaucelli	Whole	2 small	6.80	7.88	+	Mauritania FOB  for European market		Mauritania
		3 small	6.60	7.64	+			
		4 small	5.30	6.14	+			
		small	7.80	9.03	+			
		medium	8.20	9.50	+			
		large	8.20	9.50	+			
	Fresh - whole	300-700 g/pc	18.50	21.43		Italy CPT		Portugal
	Whole block		4.11	4.75	-	Europe CIF		India
	Whole cleaned, block frozen, 20% glaze	< 5	3.63	4.20		Germany CFR		
		< 10	4.67	5.40				
		11-20	4.23	4.90				
		21-40	3.37	3.90				
	Squid/Encornet/Calamar  Loligo chinensis     Dosidicus gigas		< 3	4.02	4.65			China
			3-6	3.28	3.80			
6-10			2.85	3.30				
10-15			2.51	2.90				
15-20			2.16	2.50				
Raw fillet		2-4 kg/pc	0.86	0.99		Europe CFR	Chile	
			1.47	1.70			Peru	
Raw tentacle		1-2, 2-3 kg/pc	0.86	0.99			Chile	
		< 1, 1-2	1.38	1.60			Peru	
		> 2	1.43	1.65				
Raw wings whole without cartilage				0.52	0.60			Chile
				1.08	1.25			Peru
				0.56	0.65			Chile
			1.38	1.60			Peru	
			5.19	6.00				
Necks open with cartilage								
Darum membraneless								
Boiled wings - skin-on								



Fish Species	Product Form	Grading	Price per kg			Reference	Origin	
Trade Name			As stated	EUR	USD	& Area		
CEPHALOPODS (cont.)							October 2018	
<b>Squid/Encornet/Calamar</b> <i>Dosidicus gigas</i>	Squid rings - thawed		4.36	5.05	+	Italy CPT	Peru	
	Squid stripes - thawed		3.13	3.63	+			
	Squid tentacles		3.34	3.87	+			
<b>Octopus/Poulpe/Pulpo</b> <i>Octopus vulgaris</i>	Whole- FAS	T3	12.20	14.13		FOB CIF	Morocco	
		T5	11.09	12.85				
	Whole, cleaned, thawed		14.19	16.44	+			
	Whole, thawed	T6	13.60	15.75	=			
		T5	14.30	16.56	=			
	Whole, bloc	T6	10.00	11.58	-			
			10.82	12.53				
		T7	9.82	11.37				
			9.00	10.42	-			
	Fresh	T1	11.50	13.32	=			FOB
		T5	8.99	10.41	-	CPT		
		T6	8.64	10.01	-	FCA	Portugal	
		T4	9.53	11.04	-		Spain	
	Whole - FAS	T1	16.25	18.82		Morocco FOB, for Spanish market	Morocco	
		T2	15.25	17.66				
		T3	14.25	16.51				
		T4	13.25	15.35				
		T5	12.25	14.19				
	Sushi slice 100% net weight	7 g/pc 9 g		16.85	19.50	+	Europe CFR	Indonesia
				16.85	19.50	+		
	boiled cut 100% net weight			11.58	13.40	+		
Flower type 90% net weight	1-2 kg/pc >2		7.61	8.80	+			
			7.86	9.10	+			
Frozen in land, pots and glaciers, 1° and 2°		T3	14.43	16.70	-	Mauritania FOB	Mauritania	
		T4	13.57	15.70	-			
		T5	12.62	14.60	-			
		T6	11.23	13.00	-			
		T7	10.90	12.61	-			
		T8	10.63	12.30				
	FAS	T3	14.26	16.50	-			
		T4	13.40	15.50	-			
		T5	12.44	14.40	-			
		T6	11.06	12.80	-			
		T7	10.73	12.41	-			
		T8	10.46	12.10				
	<b>Octopus/Poulpe/Pulpo</b> <i>Eledone moschata</i>	Fresh		4.70	5.44		Italy CPT	Croatia
				3.33	3.86		FCA	France
			3.97	4.60		CPT	Italy	
			5.75	6.66		FCA	Spain	
			11.35	13.15		CPT	Croatia	
			7.45	8.63				
		5.40	6.25					
Frozen		80-120 g/pc	5.35	5.68		EXW	Tunisia	
		50-80	5.77	5.90				
		< 50	5.85	6.07				
Fresh			14.00	16.22	-	France, wholesale	Europe	
Frozen		11.00	12.74	+				



Fish Species	Product Form	Grading	Price per kg			Reference	Origin
Trade Name			As stated	EUR	USD	& Area	
CEPHALOPODS (cont.)							October 2018
Cuttlefish/Seiche/ Sepia <i>Sepia spp.</i>	Whole, cleaned, IQF 20% glaze	< 10 pc/kg 11-20	5.60 5.66	6.48 6.55		Germany CFR	India
	Fresh - whole	300-500 g/pc 200-300 500-1000	6.10 8.65	7.07 + 10.02		Italy CPT	France/UK
	Fresh - whole, superior	300-500 g/pc 500-1000	7.94 8.40	9.20 + 9.73 +			
	Frozen- whole	50-100 g/pc 100-200 200-300 300-500 400-600 600- 1000 500-1000 1000- 2000	4.37 5.32 5.32 5.32 5.32 5.32 5.32 5.32	5.06 6.15 6.15 6.15 6.15 6.15 6.15 6.15		CFR	Yemen
	Frozen at land- whole block	100-200 g/pc 200-300 >300	4.80 4.80 4.80	5.55 5.55 5.55		Vietnam CIF	
	FAS- whole block	200-300 g/pc 300-500 500-1000 1000- 2000	5.06 5.06 5.06 5.06	5.85 5.85 5.85 5.85			
	Frozen- whole	200- 300 g/pc 300- 500 500- 1000	5.19 5.32 5.36	6.00 6.15 6.20		Europe CIF	
		300-500 g/pc 500-1000 1000-2000	5.03 5.33 5.03	5.83 6.17 5.83		Italy CIF	Oman
	IQF, cleaned, 20% glaze	100-200 g/pc 200-300 300-400 400-600 600-800	6.80 6.80 6.80 6.80 6.80	7.88 7.88 = 7.88 = 7.88 = 7.88 =		FOB	Morocco
	Frozen, whole block	< 10 pc/kg 11-20	4.93 4.62	5.70 5.35		Europe	India
			4.67	5.40 -		CIF	
	Frozen, whole block, cleaned		6.46	7.47			
	Whole, cleaned, 5*4 kg block 10% glaze	5-7 pc/kg 8-12 13-20	5.79 5.79 4.93	6.70 6.70 5.70		CFR	
	Whole, cleaned, 10kg pack 25% glaze, IQF	5-7 pc/kg 8-12	5.40 4.84	6.25 5.60			
	Fresh- whole, cleaned		15.50	17.95 =		France wholesale	France
	Frozen, whole	Medium Small	7.00 6.50	8.11 7.53			Europe
	Frozen. slices		8.00	9.27 =			



Fish Species	Product Form	Grading	Price per kg			Reference	Origin	
Trade Name			As stated	EUR	USD	& Area		
CRUSTACEANS							October 2018	
Whiteleg shrimp/ Crevette pattes blanches/Camarón patiblanco <i>Penaeus vannamei</i>	PD, chemical treatment 100% net weight treated with non-phosphate	31-40 pc/lb	9.42	10.90	+	Europe CFR	Indonesia	
		41-50	9.16	10.60	+			
		51-60	8.47	9.80	+			
		61-70	8.21	9.50	+			
		71-90	7.69	8.90	+			
		91-120	7.26	8.40	+			
	PUDT, 6*2 block, 100% net weight	51-60 pc/kg	7.26	8.40		Germany CFR	India	
		61- 70	7.09	8.20				
		71- 90	6.91	8.00				
	PD, 6*2 block, 100% net weight	31-40 pc/lb	6.48	7.50				
		41-50	7.26	8.40				
		51- 60	6.83	7.90				
		61- 70	6.31	7.30				
	PD, IQF 20 % glaze, treated	26 – 30 pc/ lb	9.94	11.50				
		31 – 40	9.51	11.00				
41 – 50		8.56	9.90					
51 – 60		8.08	9.35					
PD, cooked, IQF, 20 % glaze	61 - 70	7.69	8.90					
	60 – 80 pc/ lb	6.40	7.40					
Whiteleg shrimp/ Crevette pattes blanches/Camarón patiblanco <i>Penaeus vannamei</i>	Head-on, Shell-on	30-40 pc/kg	9.10	7.50		South/Central America CIF for European main ports	Central America	
		40-50	6.50	7.10				
		50-60	7.20	6.35				
		60-70	6.80	6.10				
		70-80	6.30	5.85				
		80-100	4.93	5.70				
		> 100	4.23	4.90				
Giant river prawn/ Bouquet géant/ Langostino de río <i>Macrobrachium rosenbergii</i>	HLSO Easy peel, IQF, 25 % glaze, 75 % net weight	<5 pc/lb	11.67	13.50		Germany CFR	Bangladesh	
		6- 8	9.68	11.20				
		8- 12	7.26	8.40				
		13- 15	6.96	8.05				
Argentine red shrimp/ Salicouque rouge/ d'Argentine/Camarón langostín argentino <i>Pleoticus muelleri</i>	Head-on, shell-on	10-20 pc/kg	8.70	10.08	+	Spain EXW	Argentina	
		20-30	7.50	8.69	+			
		30-40	7.10	8.22	=			
		40-60	7.00	8.11	=			
		10-20 pc/kg	5.38	6.22		Europe CIF		
		20-30	5.45	6.31				
		21-25	5.40	6.25				
		31-40	5.32	6.15				
		40- 70	9.16	10.60				
	Headless, IQF	35-55 pc/kg	6.91	8.00				
Tails	25-55 pc/kg	7.13	8.25					
		5.39	6.24					
Brown shrimp/ Crevette grise du Sud/ Camarón café sureño <i>Penaeus subtilis</i>	HLSO	7-12 pc/lb	22.48	26.01			Ecuador	
Scarlet shrimp/ Gambon écarlate/ Gamba carabinero <i>Plesiopenaeus edwardsianus</i>	Head-on, shell-on	8-12 pc/lb	26.60	30.78	=		Suriname	
		16- 20	22.60	26.15				
		30-40	14.99	17.34				



Fish Species	Product Form	Grading	Price per kg			Reference	Origin	
Trade Name			As stated	EUR	USD	& Area		
CRUSTACEANS (cont.)							October 2018	
Black tiger/Crevette tigrée/Camarón tigre <i>Penaeus monodon</i>	Headless 30% glaze, IQF	8-12 pc/lb		11.67	13.50	Russian Fed. CFR	Bangladesh	
		13-15		10.72	12.40			
		16-20		7.99	9.25			
		21-25		5.96	6.90			
		26-30		9.51	11.00			
	Headless, shell-on, block frozen	13-15 pc/kg		10.54	12.20	Europe CFR	Belgium	
		16-20		10.54	8.40			
		21-30		7.26	7.10			
		26-30		6.14	7.50			
		31-40		6.48	7.10			
	HOSO, net weight, net count block frozen	10-20 pc/kg		13.83	16.00		India	
Deep-water rose shrimp/ Crevette rose du large/ Gamba de altura/ <i>Parapenaeus longirostris</i>	Fresh - Peeled tail	Mixed		10.00	11.74	Italy CPT	Italy	
				9.00	10.42		Croatia	
	Peeled, 25% glaze, IQF	160-180 pc/kg		9.60	11.12		Tunisia	
		220-280		8.88	10.29			
	Farmed, organic, cooked	20-30 pc/kg		26.00	30.12 =	France, wholesale	Madagascar	
		30-40		22.00	25.48 =			
		40-50		16.50	19.11 =			
		Farmed, cooked	40-50		15.50			17.95 =
			Fresh, organic, shell-on	32-34 pc/kg				24.00
	Northern prawn/ Crevette nordique/ Camarón norteno <i>Pandalus borealis</i>	Fresh	90-120		16.40	19.00	Spain CIF	Denmark
100-200				16.15	18.71			
150-250				15.65	18.13			
Common shrimp/ Crevette grise/Quisquilla <i>Crangon crangon</i>	Fresh, shell-on			44.70	51.77		Netherlands	
	Head-on, shell-on			11.70	13.55			
	Fresh, shell-on	42-49 pc/kg		16.50	19.11 +	France, wholesale	Europe/ Northern Europe	
		Frozen, cooked, wild		14.00	16.22 =			
Norway lobster/ Langoustine/Cigala <i>Nephrops norvegicus</i>	Fresh - Whole	5-16 pc/kg		20.00	23.17 =	Retail	France	
		16-20		12.00	13.90 -			
		20-30		14.00	16.22 =			
		30-40		14.50	16.79 =			
	Frozen- Whole, cooked	20-40		20.00	23.17 =		Europe	
	Fresh - Whole, raw, bulk			18.55	21.49 +			
	Fresh - Whole, cooked bulk			24.54	28.42 -			
	Fresh - Whole	3-5 pc/kg		na				Spain DDP
4X1.5 kg	4-7		19.50	30.27				
	6-9		21.31	26.06				
	8-12		19.35	20.59				
	11-15		14.50	22.66				
	16-20		16.25	18.82				
	20-30		12.40	14.36				



Fish Species Trade Name	Product Form	Grading	Price per kg			Reference & Area	Origin
			As stated	EUR	USD		
CRUSTACEANS (cont.)							October 2018
Norway lobster/ Langoustine/Cigala <i>Nephrops norvegicus</i>	Fresh - Whole, 4X1.5 kg	31-40	10.50	12.16		Spain DDP	Netherlands
		41-50	8.52	9.87			
		Tails	13.35	15.46			
	Whole	00 pc/kg	17.20	19.92		Spain CIF	Scotland
		0	14.20	16.45			
		1	12.70	14.71			
		2	9.90	11.47			
		3	8.90	10.31			
		4	6.70	7.76			
		5	6.10	7.07			
		Fresh - whole	4	26.25	30.40		
	10- 15		18.00	20.85			
	5-9 pc/kg		24.05	27.86			
	11-15		13.86	16.05			
		16-20	9.45	10.95			
		20-30	8.64	10.01			
		31-40	5.61	6.50			
		41-50	5.81	6.73			
Fresh - whole, head	6-9 pc/kg	22.15	25.66 +		Italy CPT	Denmark/ UK	
	11-15	13.65	15.81 -				
	16-20	9.17	10.62 -				
	21-30	6.30	7.30				
	31-40	4.97	5.76 -				
	41-50	3.68	4.26 -				
European lobster/ Homard européen/ Bogavante <i>Homarus gammarus</i>	Live - bulk	400-600 g/pc	19.00	22.01 -	France delivered to French vivier	Ireland	
		600-800	20.00	23.17			
	Fresh - whole	Large	27.50	31.85	Italy CPT	UK	
		small	29.49	34.16			
		400-600 g/pc	19.36	22.42 +			
		600-800	20.55	23.80 +			
800-1000		20.55	23.80 +				
> 1kg	20.84	24.14 +					
American lobster/ Homard américain/ Bogavante americano <i>Homarus americanus</i>	Live hard shell	> 3000g	16.55	19.17 +		Canada	
		450-550 g	16.62	19.25 -			
	Live soft shell		11.62	13.46 +		USA	
	Popsicle	< 450 g/pc (canner size)	CAN 23.00	19.95 17.03	Canada FOB for European mkt	Canada	
		> 450 (market size)	CAN 26.00	19.95 17.03			
	Whole <b>cooked</b> netted lobster	canners	CAN 18.00	13.81 11.79	Europe CIF		
		market	CAN 25.00	19.18 16.37			
Live			10.48 12.13				
Caribbean spiny lobster/ Langouste blanche/ Langosta común del Caribe <i>Panulirus argus</i>	Tails	5-6 oz	29.53	34.17	Europe CIF	Nicaragua	
		7-9 oz	29.06	33.62			
		10-24 oz	27.15	31.42			
	Whole, raw		14.69	17.00			
		Cooked	16.42	19.00			
Scalloped spiny lobster/ Langouste festonnée/ Langosta festoneada <i>Panulirus homarus</i>	Whole	100-200g	11.23	13.00	Taiwan CIF	Yemen	
		200-300	14.26	16.50			
		> 300	15.99	18.50			
	Whole, IWP	100-200g	12.10	14.00	Europe CIF		
		200-300	14.69	17.00			



Fish Species	Product Form	Grading	Price per kg			Reference	Origin
Trade Name			As stated	EUR	USD	& Area	
CRUSTACEANS (cont.)						October 2018	
Edible crab/Tourteau/ Buey de mar <i>Cancer pagurus</i>	Live, bulk	T2 (13-16 cm) 500-700g > 1kg	2.55 6.70 7.50	2.95 - 7.76 8.69	France Auction	France	
Spinous spider crab/ Araignée européenne/ Centolla europea/ <i>Maja squinado</i>	Fresh - female		5.30	6.14	Italy CPT	UK	
	male		4.50	5.21			
	female		6.80	7.88 +		France	
	male		6.87	7.96 +			
	Fresh-female	small	5.15	5.97 +			
	male	small	4.67	5.41 +			
Snow crab/ crabe des neiges/ Cangrejo de las <i>Chionoecetes opilio</i>	Frozen- meat		14.69	17.00	Europe CIF	Chile	
BIVALVES						October 2018	
Oyster/Huître/Ostra <i>Crassostrea gigas</i>  <i>Ostrea edulis</i>	Live	No. 3	4.60	5.33 =	France prod. Price/ average export price	Ireland/France	
		60-100 g/pc	17.50	20.27	Spain CIF	Netherlands	
		95-110 g/pc >130	17.65	20.44		Italy	
			14.62	16.93		Netherlands	
Mussel/Moule/Mejillón <i>Mytilus edulis</i> <i>Mytilus galloprovincialis</i>	Live - Bottom mussel	Bulk	2.10	2.43 =	France wholesale	France	
			1.80	2.08 =		Netherlands	
		Live - Rope	60-80 pc/kg	2.00		2.32 =	Spain
	Fresh	20-25 pc/kg 25-30 30-40 40-70	no quotation		Spanish market EXW		
			Fresh - whole	1.92			2.22 +
	1.40			1.62 =	FCA		Spain
Mussel/Moule/Mejillón <i>Mytilus galloprovincialis</i>  <i>Mytilus chilensis</i>	Fresh - whole skin-packed			1.40	1.62 =		Italy CPT
		2.15		2.49	FCA		
		2.15		2.49	CPT		
	IQF - shell-off, 7% glaze	200-300 pc/kg	3.00	3.47 =	CIF	Chile	
	Cooked mussel meat IQF	100-200 pc/kg	2.90	3.35	France CIF		
200-300		2.59	3.00				
300-500		2.33	2.70				
Mussel/Moule/Mejillón <i>Mytilus chilensis</i>	IQF mussel meat Whole, Vacuum Packed with Sauces Vacuum Packed without Sauces IQF Half Shell Mussels		2.51	2.91	Europe CFR	Chile	
			2.73	3.16			
			1.99	2.30			
			3.44	3.98			
Razor shell/Couteau/ Navajas - <i>Solenidae</i>	Fresh	S	7.50	8.69	Spain CIF	Ireland	
		M	8.60	9.96			
		L	10.25	11.87			
	Live	10-12 cm/pc	3.80	4.40		Netherlands	
Scallops		10-20	16.51	19.10	Europe CIF	US	
		20-30	15.05	17.42			



Fish Species	Product Form	Grading	Price per kg			Reference	Origin
Trade Name			As stated	EUR	USD	& Area	
BIVALVES (cont.)							October 2018
Great atlantic scallop/ Coquille-St- Jacques/ Vieira <i>Pecten maximus</i>	Fresh whole shell, roe-on		4.90	5.68		France wholesale	France
	Fresh whole shell, roe-off		5.00	5.79			
	Fresh, meat, roe-on		23.50	27.22			
	Frozen, meat, roe-on		28.00	32.43 =			Europe
	Frozen, meat, roe-off		27.50	31.85 =			
	Fresh, whole shell, bulk, roe-on		34.69	40.18 -		Retail	
	Fresh, whole shell, bulk, roe-off		6.98	8.08			
Lyrate hard clam/ cythérée lyre <i>Meretrix lyrata</i>			1.34	1.55			Vietnam
	Cooked		1.34	1.55		Europe CIF	
	IQF		1.34	1.55			
Asiatic hard clam/ Cythérée commune <i>Meretrix Meretrix</i>		40-80	1.95	2.26			Thailand
Hard clam/ Praire Chirla mercenaria <i>Mercenaria mercenaria</i>			8.50	9.85 =		France wholesale	France
Japanese carpet shell Palourde japonaise/ almeja japonesa <i>Venerupis philippinarum</i>		Large	11.00	12.74 =			
SALMON							October 2018
Atlantic salmon/ Saumon de l'Atlantique/ Salmón del Atlántico <i>Salmo salar</i>	Fresh - gutted, head-on	2-3 kg/pc	7.10	8.22 =		France wholesale	Norway
		3-4	7.10	8.22 =			
		4-5	8.00	9.27 +			
		5-6	8.00	9.27 +			
		6-7	9.00	10.42 +			
	Superior quality	2-3 kg/pc	8.20	9.50 =			Scotland
			10.10	11.70 +			
	Smoked- Fillet, vacuum reconstituted sides	1-2 kg/pc	30.50	35.33 +			
	Fresh- Fillet	3-4 kg/pc	10.80	12.51 +			Norway
	Smoked- Fillet, vacuum reconstituted sides	1-2 kg/pc	30.00	34.75 +			
	Fresh - gutted, head-on, Superior quality	2-3 kg/pc	11.85	13.73		Spain CIF	Scotland
		3-4	11.85	13.73			
		4-5	11.85	13.73			
		5-6	11.85	13.73			
		6-7	11.85	13.73			
	Fresh - gutted, head-on	1-2 kg/pc	NOK 42.99	4.43	5.24 +	Norway FOB	Norway
		2-3	NOK 48.37	4.99	5.89 +		
		3-4	NOK 52.60	5.42	6.41 -		
		4-5	NOK 54.45	5.61	6.63 -		
		5-6	NOK 56.98	5.87	6.94 -		
		6-7	NOK 68.34	7.04	8.33 -		
		7-8	NOK 77.13	7.95	9.40 +		
		8-9	NOK 86.89	8.95	10.59 +		
		> 9	NOK 86.47	8.91	10.54 +		



Fish Species	Product Form	Grading	Price per kg			Reference	Origin	
Trade Name			As stated	EUR	USD	& Area		
SALMON (cont.)							October 2018	
Atlantic salmon/ Saumon de l'Atlantique/ Salmón del Atlántico <i>Salmo salar</i>	Fresh	3-4 kg/pc	6.90	7.99		Spain CFR	Norway	
	guttled, head-on	4-5 kg/pc	6.30	7.30 =		Tunisia CFR		
		5-6	7.85	9.09				
	IQF - salmon slices		9.73	11.27		Europe CFR		
	Fresh - salmon cubes 8x8x8		9.73	11.27				
	Fresh - Whole - Superior	2-3 kg/pc	5.41	6.27 +		Italy DDP	Norway	
		3-4	5.95	6.89 +				
		4-5	6.29	7.29 +				
		5-6	6.62	7.67 +				
		6-7	7.59	8.79 +				
		7-8	7.51	8.70 +				
		8-9	7.15	8.28 +				
		9-10	6.70	7.76				
		Fresh- Whole	3-4	5.72	6.63 +			
	4-5		6.06	7.02 +				
	5-6		6.31	7.31 +				
	Fillet, cooked		5.09	5.90		FCA	Italy	
	IQF portion, 10% glazing	100-150 g/pc	9.90	11.47 =			Denmark	
	Head-on, gutted, grade 1	6-7 kg/pc	5.08	5.88		Denmark DDP	Chile	
	Fillet, interleaved	1-2 lb/pc	4.87	5.64				
		2-4	4.17	4.83				
	Fillet, VAC	1-2 lb/pc	6.10	7.07				
		3-4	6.15	7.12				
	Fillet, IQF	2-3 lb/pc	6.15	7.12				
		4-5	6.88	7.97				
Bits and pieces		6.57	7.60		Europe CIF			
scapped meat		4.75	5.50					
Pink salmon/ saumon rose/ Salmón rosado <i>Oncorhynchus gorbuscha</i>	green roe- Premium grade		28.10	32.52				USA
	green roe- Standard grade		12.38	14.33				
TROUT							October 2018	
Trout/Truite/Trucha <i>Salmo trutta</i>	Whole, gutted, fresh on ice	0.25-0.4 kg/pc	HUF 1222	3.76	4.36	Hungary ex-farm	Hungary	
	Fillet - farmed	200-400 g/pc		9.10	10.54	Italy ex-farm	Italy	
	Fresh - farmed	500-700 g/pc		3.70	4.29			
Rainbow trout/ Truite arc-en-ciel/ Trucha arco iris <i>Oncorhynchus mykiss</i>	Fresh	300-400 g/pc		4.00	4.63	CPT		
	Guttled	150-300 g/pc		4.74	5.49			
		300-500 g/pc		5.00	5.79			
	Fresh- whole			6.20	7.18 -	France wholesale	France	
	Fillet			9.50	11.00 =			
	Fillet, smoked			26.00	30.12 +			
	Whole, gutted, bulk			12.32	14.27 +			
					Retail			



Fish Species	Product Form	Grading	Price per kg			Reference	Origin	
Trade Name			As stated	EUR	USD	& Area		
FRESHWATER FISH							October 2018	
Carp/Carpe/Carpa <i>Cyprinus</i> spp.	Live	1.2-5 kg/pc	HUF 911	2.80	3.25	Hungary ex farm EXW	Hungary	
	Fresh, whole, gutted, head-off	0.7-4.5 kg/pc	HUF 1086	3.34	3.87			
	Fresh on ice - slices		HUF 1473	4.53	5.25			
	Fresh on ice - fillets		HUF 1577	4.85	5.62			
Crucian Carp/Carassin Carpín <i>Carassius carassius</i>	Live	0.45-0.9 kg/pc	HUF 392	1.21	1.40			
Grass Carp/ Carpe chinoise/Carpa China <i>Ctenopharyngodon idellus</i>	Live	0.8-3 kg/pc	HUF 701	2.16	2.50			
	Fresh, whole, gutted, head-off		HUF 1093	3.36	3.90			
Bighead carp/Carpe à grosse tête/Carpa capezona <i>Aristichthys nobilis</i>	Fresh gutted, head-off	0.7-5.0 kg/pc	HUF 771	2.37	2.75			
	Fresh on ice - slices		HUF 1052	3.24	3.75			
	Fresh on ice - fillets		HUF 1753	5.39	6.25			
	Live	1-5.5 kg/pc	HUF 420	1.29	1.50			
Nile perch/Perche du Nil/Perca del Nilo <i>Lates niloticus</i>	Fillet - skinless	300-500 g/pc		4.75	5.50	EU CFR	Uganda	
	Interleaved, 100% net weight	500-1000		5.57	6.45	Italy FCA		Tanzania
	Fresh whole	200-400 g/pc		2.71	3.14		-	
	yellow	200-400 g/pc		3.27	3.79		-	
	red	200-400 g/pc		2.74	3.17		-	
	green	200-400 g/pc		2.60	3.01		-	
	Fresh fillet	200-400 g/pc		5.27	6.10	Spain CFR		
		400-700		3.49	4.04			
Fillet - skinless, PBI, IWP	500-1000 g/pc		5.57	6.45				
Pike perch/Sandre/ - Lucioperca <i>Sander lucioperca</i>	Fillet - skin-on- Wild		HUF 3858	11.87	13.76	Hungary EXW	Poland	
	Fresh on ice- whole, gutted, head-on	0.27-0.85 kg/pc	HUF 2423	7.45	8.64		Hungary	
Nile Tilapia/Tilapia du Nil/Tilapia del Nilo <i>Oreochromis niloticus</i>	Fillet - skinless, IQF, PBO non-treated, 10% glaze	5-7 oz/pc		3.85	4.00	Spain CFR	China	
North African catfish/ Poisson chat nord- africaine/ pez gato <i>Clarias gariepinus</i>	Fresh - fillets skinless	0.6-1.5 kg/pc 0.5- 2 kg/pc	HUF 2034	6.26	7.25	Hungary ex farm	Hungary	
	Fresh - fillets skin-on		HUF 1332	4.10	4.75			
	Fresh, whole, gutted, head-off		HUF 1262	3.88	4.50			
	Fresh, whole, gutted, head-on		HUF 665	2.05	2.37			
European catfish/ Silure glane/Siluro <i>Silurus glanis</i>	Live	0.8- 4 kg/pc 2.5-8	HUF 1682	5.17	6.00	Hungary	Hungary	
			HUF 1928	5.93	6.88			
	Fresh on ice - slices		HUF 2408	7.41	8.59			
	Fresh on ice - fillets		HUF 1606	4.94	5.73			
Striped catfish/Silure requin/Tiburón pangasio <i>Pangasius hypophthalmus</i>	Fillet, thawed			3.65	4.23	Italy CIF CPT	Vietnam	
	Fillet, IQF, white - 20% glaze	120-170 g/pc 170-220		2.02	2.34			
				2.02	2.34			
	Fillet, IQF, white - 5% glaze	120-170-220 g/pc		3.09	3.58	Spain CFR		
	Fillet, IQF, white - 20% glaze			1.90	2.20			
	Fillet, 100% net weight, IQF			2.16	2.50			
	Fillet, 100% net weight, interlvd			2.12	2.45			



Fish Species	Product Form	Grading	Price per kg			Reference	Origin
Trade Name			As stated	EUR	USD	& Area	
NON-TRADITIONAL SPECIES							October 2018
Sturgeon/Sturgeon/ Esturione <i>Acipenseridae</i>  <i>A.baeri</i>	Frozen - Whole	1.5-2 kg/pc	5.00	5.79	=	France CIF	France
	Gutted	5-7 kg/pc	6.50	7.53	=		
	Filletts	200-300 g/pc	11.50	13.32	=		
		800-1000	11.50	13.32	=		
	Caviar (Aquitaine) metal boxes		9.00	10.42	=		
Ribbonfish <i>Trichiurus lepturus</i>	Whole, IWP	300-1500 g/pc	2.50	2.90		Europe CFR	Senegal
		100-200 g/pc	3.02	3.50		Taiwan CIF	Yemen
		200-300	3.02	3.50			
		300-500	3.02	3.50			
		500-700	3.02	3.50			
		700-1000	3.02	3.50			
European eel/ Anguille d'Europe/ Anguila europea <i>Anguilla anguilla</i>	Smoked	Medium	47.00	54.44	+	France wholesale	Europe
Spinycheek Grouper/ Mérout Épineux/ Mero Espinado <i>Epinephelus diacanthus</i>		1-2 kg/pc	6.77	7.84		Italy CPT	Oman
Dusky grouper Mérout noir/Mero moreno <i>Epinephelus marginatus</i>	H&G	3-5 kg/pc	4.71	5.45	+	Europe CIF	Yemen
		> 5	4.71	5.45	+		
	IWP, gutted	> 3 kg/pc	4.32	5.00			
White grouper/ Merou blanc/Cherna de ley <i>Epinephelus aeneus</i>	Whole, gutted	3-5 kg/pc	4.32	5.00			
		5-10	4.32	5.00			
		> 10	4.32	5.00			
	Whole	1- 2 kg/pc	11.09	12.83	+	Italy FCA	Mauritania
		2- 4	11.90	12.89	+		
		4- 7	12.68	13.53	+		
		7- 10	12.23	13.43	+		
Crimson jobfish Colas fil/Panchito hebra. <i>Pristipomoides filamentosus</i>	Whole, gutted	2- 3 kg/pc	2.98	3.45	Europe CIF	Yemen	
		3- 5	2.98	3.45			
		5- 10	2.98	3.45			
Spangled emperor/ Empereur moris/ Emperador relámpago <i>Lethrinus nebulosus</i>	Whole, gutted	1- 2 kg/pc	2.59	3.00			
		2-3	2.81	3.25			
		3-5	2.81	3.25			
	IQF, H&G	3- 5	3.98	4.60			
Common dolphinfish (Mahi Mahi)/Coryphène commune/ Lampuga <i>Coryphaena hippurus</i>	Whole, gutted	2-3 kg/pc	2.64	3.05			
		3- 5	2.64	3.05			
		5- 10	2.64	3.05			



Fish Species	Product Form	Grading	Price per kg			Reference	Origin
Trade Name			As stated	EUR	USD	& Area	
SEABASS/SEABREAM/MEAGRE							October 2018
Seabass/Bar, Loup/Lubina <i>Dicentrarchus labrax</i>	Fresh - whole farmed	200-300 g/pc	3.70	4.29 =	Greece FOB	Greece	
		300-450	4.10	4.75 =			
		450-600	4.40	5.10 =			
		600-800	5.60	6.49 =			
		800-1000	7.00	8.11 =			
		> 1000	9.00	10.42 =			
		200-300 g/pc	3.90	4.52 =	Italy CIF		
		300-450	4.30	4.98 =			
		450-600	4.60	5.33 =			
		600-800	5.80	6.72 =			
		800-1000	7.20	8.34 =			
		> 1000	9.20	10.66 =			
	Fresh - whole farmed	200-300 g/pc	3.95	4.58 =	France CIF	Greece	
		300-450	4.35	5.04 =			
		450-600	4.65	5.39 =			
		600-800	5.85	6.78 =			
		800-1000	7.25	8.40 =			
		> 1000	9.25	10.71 =			
		200-300 g/pc	3.94	4.56 =	Spain CIF		
		300-450	4.34	5.03 =			
		450-600	4.64	5.37 =			
		600-800	5.84	6.76 =			
		800-1000	7.24	8.39 =			
		> 1000	9.24	10.70 =			
Seabass/Bar, Loup/Lubina <i>Dicentrarchus labrax</i>	Fresh - whole farmed	200-300 g/pc	3.97	4.60 =	Germany CIF	Greece	
		300-450	4.37	5.06 =			
		450-600	4.67	5.41 =			
		600-800	5.87	6.80 =			
		800-1000	7.27	8.42 =			
		> 1000	9.27	10.74 =			
		200-300 g/pc	3.95	4.58	Portugal CIF		
		300-450	4.35	5.04			
		450-600	4.65	5.39			
		600-800	5.85	6.78			
		800-1000	7.25	8.40			
		> 1000	9.25	10.71			
	Fresh - whole farmed	200-300 g/pc	4.13	4.78 =	UK CIF		
		300-450	4.53	5.25 =			
		450-600	4.83	5.59 =			
		600-800	6.03	6.98 =			
		800-1000	7.43	8.61 =			
		> 1000	9.43	10.92 =			
		200-300 g/pc	3.60	4.17 +	Italy FCA		
		300-450	4.00	4.63 +			
		450-600	4.19	4.85 -			



Fish Species	Product Form	Grading	Price per kg			Reference	Origin	
Trade Name			As stated	EUR	USD	& Area		
SEABASS/SEABREAM/MEAGRE (cont.)							October 2018	
Seabass/Bar, Loup/Lubina <i>Dicentrarchus labrax</i>	Wild	600-800	5.70	6.60	-	Italy FCA	Greece	
		800-1000	7.45	8.63	+			
		1000-1500	9.45	10.95	+			
		1500- 2000	10.47	12.13	-			
		> 2000	13.59	15.74	+			
		200-300 g/pc	4.50	5.21	Spain CIF	Canary Island (Spain)		
		300-400	4.50	5.21				
		400-600	5.00	5.79			-	
		600-800	6.00	6.95			-	
		800-1000	8.00	9.27			=	
		1000-1500	9.12	10.56				
		1500-20000	12.50	14.48				
		1000-2000 g/pc	10.80	12.51	France			
		2000-3000	11.80	13.67				
		3000-4000	14.30	16.56				
	Fresh - whole - wild Atlantic	1000-2000 g/pc	na	Italy FCA	Morocco			
		> 2000	na					
	> 3000	na						
	Fresh - whole - wild Mediterranean	600-800	9.50	11.00	=	Italy CPT	Egypt	
		800-1000	9.50	11.00	=			
		1000-2000	11.50	13.32	+			
		> 2000	11.50	13.32	+			
		Farmed - Orbetello	Large	10.70	12.39	=	FCA	Italy
			Medium	9.70	11.24	=		
			Small	7.60	8.80			
Gilthead seabream/ Dorade royale/Dorada <i>Sparus aurata</i>	Fresh - whole farmed	200-300 g/pc	3.70	4.29	=	Greece FOB	Greece	
		300-450	4.00	4.63	=			
		450-600	4.10	4.75	=			
		600-800	5.30	6.14	=			
		800-1000	7.00	8.11	=			
		> 1000	9.00	10.42	=			
		200-300 g/pc	3.90	4.52	=	Italy CIF		
		300-450	4.20	4.86	=			
		450-600	4.30	4.98	=			
		600-800	5.50	6.37	=			
		800-1000	7.20	8.34	=			
		> 1000	9.20	10.66	=			
		200-300 g/pc	3.95	4.58	=	France CIF		
		300-450	4.25	4.92	=			
		450-600	4.35	5.04	=			
		600-800	5.55	6.43	=			
		800-1000	7.25	8.40	=			
		> 1000	9.25	10.71	=			

Fish Species	Product Form	Grading	Price per kg			Reference	Origin
Trade Name			As stated	EUR	USD	& Area	
SEABASS/SEABREAM/MEAGRE (cont.)							October 2018
Gilthead seabream/ Dorade royale/Dorada <i>Sparus aurata</i>	Fresh - whole farmed	200-300 g/pc	3.94	4.56 =	Spain CIF	Greece	
		300-450	4.24	4.91 =			
		450-600	4.34	5.03 =			
		600-800	5.54	6.42 =			
		800-1000	7.24	8.39 =			
		> 1000	9.24	10.70 =			
		200-300 g/pc	3.97	4.60 =	Germany CIF		
		300-450	4.27	4.95 =			
		450-600	4.37	5.06 =			
		600-800	5.57	6.45 =			
		800-1000	7.27	8.42 =			
		> 1000	9.27	10.74 =			
		200-300 g/pc	3.95	4.58 =	Portugal CIF		
		300-450	4.25	4.92 =			
		450-600	4.35	5.04 =			
		600-800	5.55	6.43 =			
		800-1000	7.25	8.40 =			
		> 1000	9.25	10.71 =			
		200-300 g/pc	4.13	4.78 =	UK CIF		
		300-450	4.43	5.13 =			
		450-600	4.53	5.25 =			
		600-800	5.73	6.64 =			
		800-1000	7.43	8.61 =			
		> 1000	9.43	10.92 =			
<i>Pagrus pagrus</i>  <i>Diplodus sargus</i>	wild	600-800 g/pc	15.95	18.47 -	Italy FCA	Morocco	
		800-1000	17.37	20.12 -			
		1000-2000	19.21	22.25 -			
		> 2000	16.00	18.53 =			
	farmed	200-300 g/pc	3.80	4.40 -		Greece	
		300-400	3.80	4.40 -			
		400-600	3.83	4.44 =			
	wild	400-600 g/pc	11.26	13.04	CPT	Egypt	
		600-800	10.87	12.59 -			
		800-1000	10.90	12.63 -			
		1000-2000	10.90	12.63 -			
	farmed farmed Orbetello	600-800 g/pc	19.00	22.01	DAP	Tunisia	
		800-1000	17.50	20.27 -			
			7.82	9.06 -	CPT	Senegal	
		300-500 g/pc	8.50	9.85			
		Large	10.70	12.39	FCA	Italy	
		Medium	9.70	11.24			
		Small	7.60	8.80			
500-700 g/pc		11.31	13.10 -				
	700-1000	11.44	13.25 -		Morocco		
	1000-2000	11.83	13.70 -				
		Japanese threadfin bream/ Cohana japonaise/  Baga japonesa <i>Nemipterus japonicus</i>	Whole			100-200 g/pc	1.69
200- 300	1.94			2.25 -			
300- 500	1.94			2.25 -			
Whole, frozen at sea, block	100- 200 g/pc		2.39	2.76	USA CIF		
	> 200		2.73	3.16			



Fish Species	Product Form	Grading	Price per kg			Reference	Origin
Trade Name			As stated	EUR	USD	& Area	
SEABASS/SEABREAM/MEAGRE (cont.)							October 2018
Santer seabream/ Denté nufar/Dentón nufar <i>Cheimerius nufar</i>		500-1000 g/pc	6.85	7.93		Italy CPT	Oman
		1000-2000	6.85	7.93			
Meagre/Maigre commun/Corvina <i>Argyrosomus regius</i>	Fresh - Whole farmed	500-1000 g/pc	5.38	6.23	-	Italy FCA	Greece
		1000-2000	5.73	6.64			
		> 2000	6.38	7.39	+		
		> 3000	7.40	8.57	+		
	wild	> 2000 g/pc	7.57	8.77		CIF CPT	Egypt
		600-800 g/pc	12.00	13.90			
		800-1000	6.32	7.32	+		
		1000-2000	6.38	7.39	=		
		2000-4000	6.43	7.45	+		
Fresh- whole, wild	> 1000 g/pc	12.50	14.48	+	France wholesale	France	



**The European Fish Price Report is a monthly GLOBEFISH publication.**  
This issue was prepared by Helga Josupeit, Nada Bougouss, Felix Dent, and  
Silvio Alejandro Ricardo Catalano Garcia.

## PRICE REFERENCE (INCOTERMS 2010)

CFR	Cost and Freight
CIF	Cost, Insurance and Freight
CIP	Carriage and Insurance Paid To
CPT	Carriage Paid To
DAT	Delivered at Terminal
DAP	Delivered at Place
DDP	Delivered Duty Paid
EXW	Ex Works
FCA	Free Carrier
FAS	Free Alongside Ship
FOB	Free on Board

## PRODUCT FORM

C&P	Cooked and Peeled
FAS	Frozen at Sea
H&G	Headed and Gutted
HOG	Head on Gutted (salmon)
IQF	Individually Quick Frozen
IWP	Individually Wrapped Pack
PBI	Pinbone In
PBO	Pinbone Off
PD	Peeled and Deveined
PTO	Peeled Tail On
PUD	Peeled, Undeveined

## CURRENCY RATES

		US\$	EUR
Canada	CAD	1.30	1.53
Hungary	HUF	280.42	325.08
Norway	NOK	8.21	9.70
USA	USD		1.16
EU	EUR	0.86	
Denmark	DKK	6.44	7.46
Russia	RUR	66.25	81.27

*Exchange Rates: 11.10.2018*

## SYMBOLS

- + Price increased in original currency since last report
- Price decreased in original currency since last report
- = Updated but unchanged price
- \* New insertion
- Not updated since last issue

**GLOBEFISH Market Reports are available from the GLOBEFISH web site:**  
**[www.fao.org/in-action/globefish](http://www.fao.org/in-action/globefish)**

All rights reserved. No part of FAO/GLOBEFISH European Fish Price Report may be reproduced, stored in a retrieval system, or transmitted in any form or by any means (electronic, mechanical, photocopying or otherwise), without prior permission. Requests for use of this material (including purpose and extent) should be addressed to: GLOBEFISH - Fisheries and Aquaculture Department - Food and Agriculture Organization, Viale delle Terme di Caracalla, 00153 Rome, Italy.



**Food and Agriculture  
Organization of the  
United Nations**

Food and Agriculture Organization of the United Nations  
Fisheries and Aquaculture Policy and Resources Division  
Products, Trade and Marketing Branch  
Viale delle Terme di Caracalla  
00153 Rome, Italy  
Tel +39 06 5705 2884  
[www.fao.org/in-action/globefish](http://www.fao.org/in-action/globefish)  
🐦 @FAOfish #FAOglobefish

