



Food and Agriculture
Organization of the
United Nations

EUROPEAN PRICE REPORT



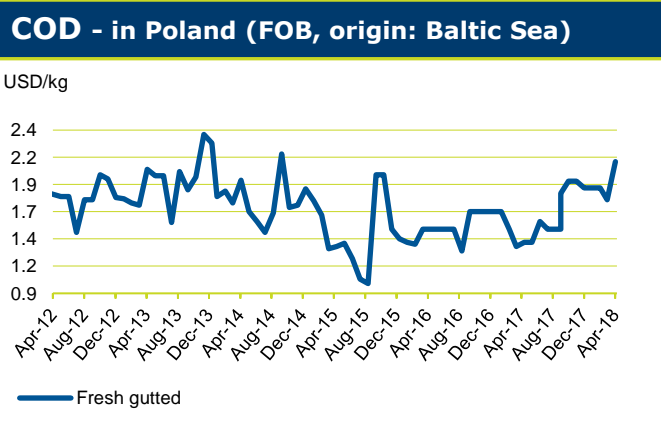
Issue 4/2018 April 2018

Latest trends

Indications are pointing to strong East and Southeast Asian demand in the wake of the holiday season as well as firming demand on European markets, a combination which is creating a competitive price environment.

GROUND FISH

Lower quotas have been set for major groundfish species such as cod, haddock and Alaska pollock in 2018. At the same time, demand for groundfish is good and growing. For several years, the Norwegian Seafood Council (NSC) has been promoting "skrei", the spring-spawning cod caught in the Lofoten and Vesterålen regions in Northern Norway. The campaign has been a success and has increased exports of high-quality cod to the EU. This year, although sales of "skrei" have declined, sales of "ordinary" cod have risen and overall demand remains strong, driving prices up sharply.



Index for prices

Groundfish	8
Flatfish	9
Tuna	11
Small Pelagics	11
Cephalopods	12
Crustaceans	16
Bivalves	19
Salmon	20
Trout	21
Freshwater fish	22
Non Traditional Species	23
Seabass-Seabream-Meagre	24

The **European Fish Price Report**, based on information supplied by industry correspondents, aims to provide guidance on broad price trends. Price information is indicative and should be used only for forecasting medium- and long-term trends. FAO is not responsible for any errors or omissions.

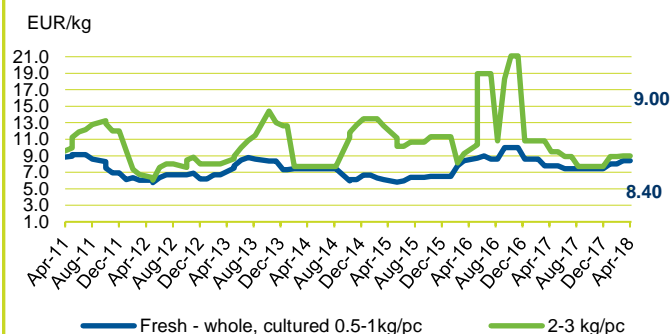
Prices for wet-salted cod fillets from frozen raw material (*Gadus macrocephalus*) remain high. Demand for raw material from China, Japan and United States of America is still strong and there is no reason to expect a price decline in the near future. In Italy, it remains to be seen if consumption levels will remain stable in face of the continuing high prices.

Prices for wet-salted cod fillets (*Gadus morhua*) from fresh raw material of Faroese and Icelandic origin, are also being supported at high levels as Faroese catches remain low. Icelandic suppliers have been reporting strong demand from Spain during the Easter period.

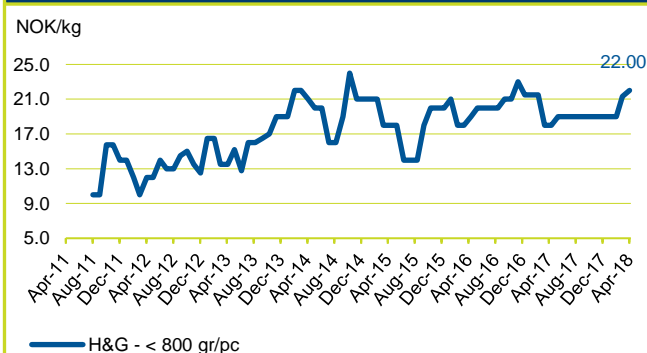
Cod catches are low in Poland, and prices there are increasing. Prices recently reached the highest level of the last four years, and further upward movement is likely.

Meanwhile, prices for Alaska pollock in Vladivostok and Moscow are stable and supply is plentiful. Haddock prices from Norway have reached a record level of NOK 22.00 per kg in April 2018, and are likely to go up further in coming months.

TURBOT (farmed) - in Spain, origin: Spain



HADDOCK - H&G, origin: Norway

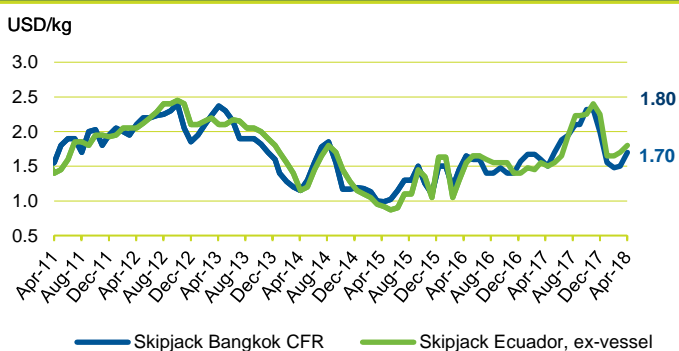


TUNA - BILLFISHES

A combination of reduced global production of tuna and a partial recovery of demand has led to increases in prices for skipjack and yellowfin. Further price hikes for skipjack are likely to materialize in the coming weeks. However, the uncertainties of the present market environment are causing much concern among the global tuna industry. On 27–29 May 2018, industry leaders are scheduled to meet in Bangkok at the biennial INFOFISH Tuna Trade Conference, where they will discuss key issues including sustainability, supply and markets.

Catch rates in the Western and Central Pacific have slowed to a moderate pace. Thai canneries will be closed for a week for the Songkran festival, but as of now raw material inventories remain healthy as carriers continue to arrive from the Indian Ocean and the number of carriers from the Western and Central Pacific remains high. Skipjack prices continue to rise due to increasing demand for finished goods.

TUNA - Pacific Ocean

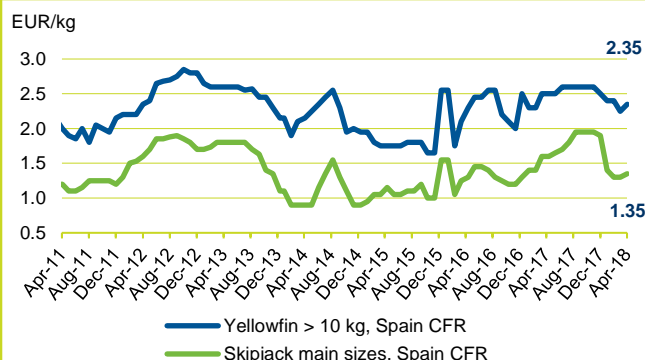


Catches in the Indian Ocean have also fallen to a moderate level and mainly consist of skipjack. Raw material inventories at local canneries remain healthy, while some carrier transshipment activity is continuing with cargoes being diverted to both the Ecuadorian and Thai markets. Skipjack prices have fallen slightly while yellowfin prices have spiked sharply due to shortages.

Catches in the Eastern Pacific remain poor and have reportedly fallen to their lowest level since 2015. Even with the carriers arriving from the Indian Ocean and the Western and Central Pacific, local canneries continue to suffer from severe raw material shortages. Skipjack prices have increased further, well above Bangkok levels, while yellowfin prices remain stable.

Catches in the Atlantic Ocean remain moderate and are primarily comprised of skipjack. There is no change in raw material inventories at local canneries either, with skipjack inventories still at a moderate level and yellowfin in short supply. Skipjack prices have risen while yellowfin prices remain stable. In Europe, prices for both skipjack and yellowfin are rebounding while market prices for cooked, double cleaned yellowfin loins are stable.

TUNA - Spanish canneries



SMALL PELAGICS

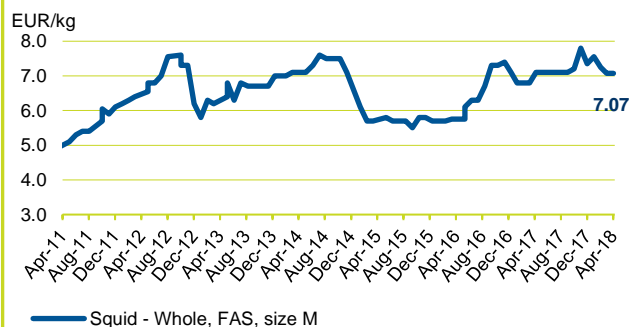
Both demand and prices are stable for Pacific herring in Moscow, while weaker demand and stable prices are reported in Vladivostok. On the Polish market, catches of both herring and sprat are reportedly very good, but demand is strong and prices are stable for the time being. Herring prices in both Poland and the Russian Federation are expected to decline over the coming months, however.

CEPHALOPODS

Chinese squid vessels have been very active in international waters. Squid landings look good this season and landings were significantly up during the first two months of the season in Argentina. Overall, prices should come down soon. In South Africa, the squid fisheries are closed until June, and no stocks are available on the market.

The supply of octopus is tightening in Indonesia, as the octopus season ended in April. Supply from other origins is also limited, and strong demand is pushing prices upwards.

SQUID - in Italy, origin: South Africa



Strong Chinese demand for larger sized cuttlefish is reported in parallel with rising prices. Increasing European demand starting from late March has also contributed to the upward trend.

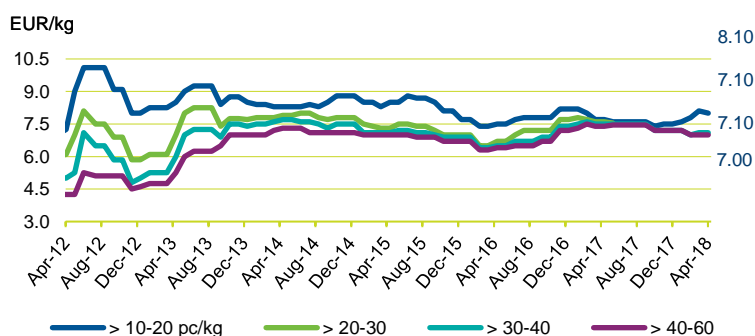
CRUSTACEANS

SHRIMP

Shrimp production in Indonesia is currently declining due to unstable weather conditions. This month the rainy season is transitioning into the dry season, meaning that the weather is very cold at night and very hot during the day. These conditions typically cause elevated levels of shrimp mortalities.

Production in Argentina is shifting from land-based to sea-based, and supplies are limited. There are plenty of smaller shrimp in stock, but larger shrimp is in short supply, and prices are trending upwards. The price differential between the large shrimp (10-20) and the small shrimp (40-60) is now EUR 1.00 per kg, compared with one year ago when it was only EUR 0.35 per kg. In European supermarkets, large Argentinian shrimp are now becoming increasingly scarce.

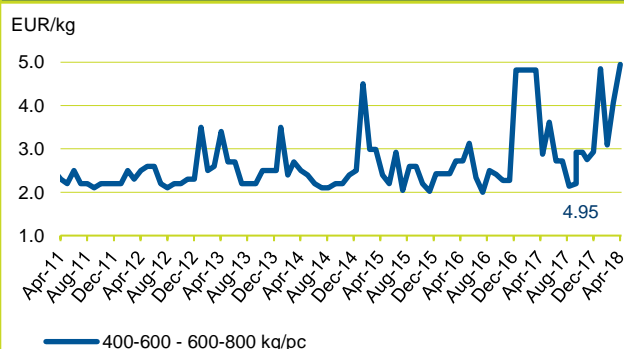
ARGENTINA RED SHRIMP - origin: Argentina



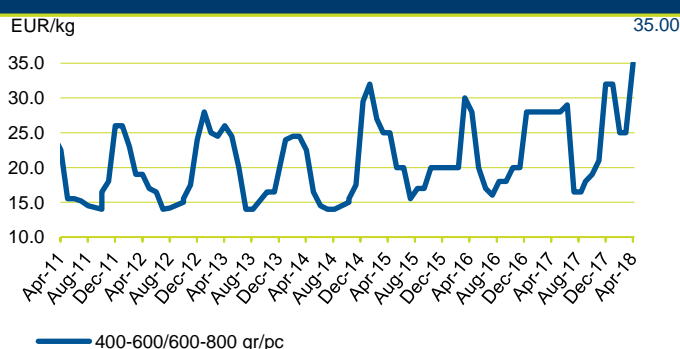
OTHER CRUSTACEANS

Demand for tropical lobster on the European market is steady with slightly higher prices. The domestic lobster fishing season has not started yet, but demand is very strong. As a result, the few lobster available are selling at an all-time record price of EUR 35.00 per kg. Similarly, though at a lower price level, crab has been short in supply and high in demand, leading to a new record price of EUR 4.95 per kg. In May and June, however, landings of both lobster and crab will return to normal in Europe and prices are likely to come down from the present high levels.

CRAB - in France, origin: Europe



EUROPEAN LOBSTER - in Europe, origin: Ireland



BIVALVES

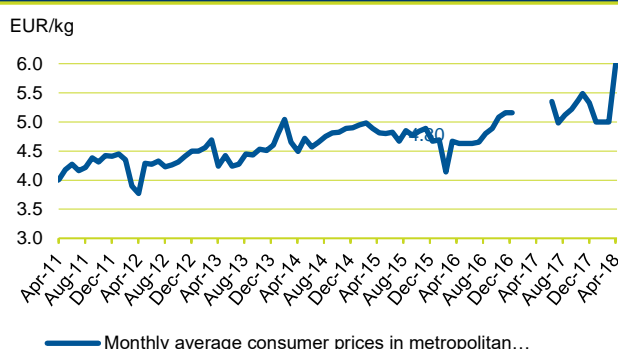
Demand for bivalves is strengthening on the European market. All major consuming countries have reported rising interest in bivalve products. Prices are climbing higher by the day, and French and Italian prices have now reached record levels, particularly for mussels and for clams. Further increase in demand for bivalves is anticipated for the holiday period and, in general, there seems to be no limit to the price expectations of traders. Bivalves are also increasingly being used in the preparation of ready meals, being one of the most versatile seafood items for product presentation.

In the French market, there is no supply of bouchot mussels at present, and the market is being supplied in large part by imported live mussels, mainly Dutch (*Mytilus edulis*), Irish (*Mytilus edulis*) and Spanish (*Mytilus galloprovincialis*) mussels. Prices are high for domestic mussels.

In the Italian market, prices of bivalves have been sky-high over the Easter period, some 50 percent above last year's levels. Ruditapes clams were on offer at retail outlets for EUR 16.00 per kg, compared with about EUR 9-10 in April 2017. Venus gallina clams were being sold at EUR 8.90 per kg, compared with EUR 6 last year. While most of the Italian market is supplied by local clams, in 2017 imports increased sharply, indicating that the market is undersupplied. Italian clam imports reached 13 600 tonnes in 2017, a 31 percent increase over 2016. These imports are mainly being directed to the seafood processing industry, while the live clams supply the direct consumption market.

Spanish imports of clams reached 38 700 tonnes in 2017, a 14 percent increase over 2016. China and the Republic of Korea are the main clam exporting countries, followed by Canada.

MUSSEL BOUCHOT - in France

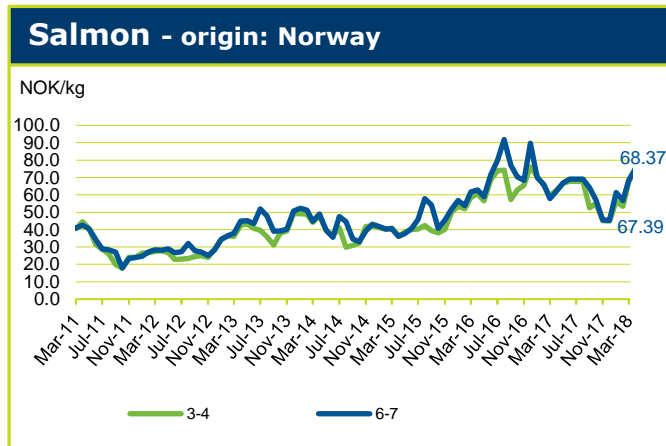


SALMON

An unexpectedly strong demand response to the lower price levels in late 2017 and a reduced supply outlook due to the coldest sea temperatures in five years has sent farmed Atlantic salmon prices skyward once again. High harvest volumes in the second half of last year pushed prices down across international markets, but it seems that the combination of the more attractive price level, a catalyst for retailer campaigns, and strong economic performance has further strengthened consumer demand for farmed Atlantics. Average export prices out of Norway, as indicated by the Fish Pool Index, were at NOK 75.35 per kg in week 14, 8.2 percent above the equivalent week in 2017. This marks a significant rise from NOK 56.34 in week 1 of this year, with the lower prices earlier in 2018 dragging down the total value of Norway's salmon exports in the first quarter by 1.5 to NOK 15.8 billion, as recently reported by the Norwegian Seafood Council (NSC). Export volume over the same period was up 6 percent, to 246 000 tonnes. In the UK, reports from the industry are similar to those in Norway, pointing to lower than expected harvests and an upward price trend. Although the Scottish salmon

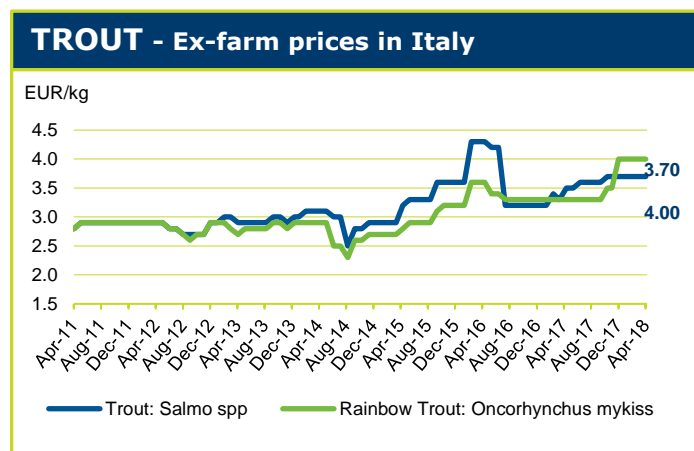
aquaculture sector has performed exceptionally well in recent years, environmental issues and mortalities still present challenges. Both Norwegian and UK exporters continue to be helped by the relative weakness of their respective currencies, particularly versus the euro.

While previous forecasts for global Atlantic salmon production growth in 2018 were as high as 8 percent, revised projections are closer to the 4 – 5 percent range. The demand outlook is also generally positive, in spite of some macroeconomic uncertainties. Fish Pool forward prices for the second quarter of 2018 have been revised upwards to NOK 67.37 per kg, but the expectation is that the increased supply will be sufficient to bring prices back down to around NOK 58 – NOK 60 per kg for the last two quarters.



TROUT

Prices for Norwegian farmed trout in early 2018 have been trending upwards in a range below 2017 prices but above those observed in 2016. Biomasses were up 4 percent year-on-year in February but remain around 10 000 tonnes below 2016 levels. NSC reports a 14 percent increase in Norway's trout export volume in the first quarter of the year, to 9 800 tonnes, although lower prices saw total value fall by 6 percent to NOK 633 million. Belarus has been increasing its share of Norway's trout exports and remains the number one destination, followed by Poland and the United States of America.

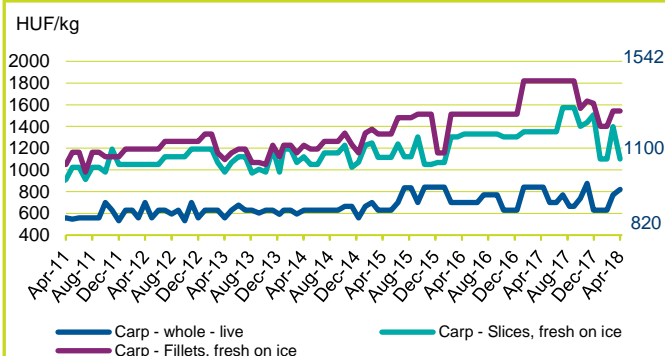


FRESHWATER FISH

Supply and demand of carp have dropped in Hungary with the arrival of the spring pond management period, during which carp ponds undergo cleaning in preparation for the new season.

Demand for pangasius in EU 28 remains bleak. In 2017, total imports of frozen pangasius fillets from Viet Nam into the EU 28 were 75 000 tonnes, a 25 percent decline over 2016 figures. Back in 2012 and 2013, EU 28 had been double what they are at present, indicating a strong resistance versus pangasius among European consumers.

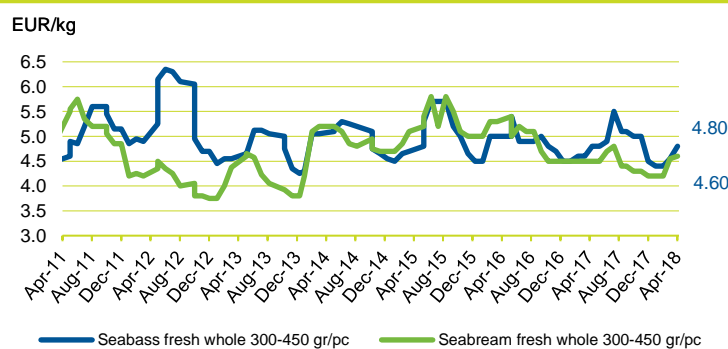
CARP - in Europe, origin: Hungary



SEABASS - SEABREAM - MEAGRE

Poor weather conditions in European markets and plentiful supply has been dampening bass and bream prices early in 2018, although reports in mid-April suggest that the annual uptrend has now been kickstarted by Easter demand. Prices in the largest market, Italy, are comparable to those observed in 2016 but are still below those seen in 2015. Bream prices have been lagging those of bass in recent months but have recovered this lost ground in April. Price peaks for both species are usually reached in early summer, and some further gains can be expected, particularly if economic momentum can be maintained. However, demand growth in both new and old markets will need to be sufficient to absorb the anticipated 5 – 6 percent increase in total production this year or price peaks may not be as high as in previous years. In other industry news, the sales process of Greek aquaculture firms Nireus and Selonda is expected to be completed soon.

SEABASS/SEABREAM - in Italy origin: Greece





Fish Species	Product Form	Grading	Price per kg			Reference	Origin
Trade Name			As stated	EUR	USD	& Area	
GROUND FISH							April 2018
Cod/Cabillaud, Morue/ Bacalao <i>Gadus morhua</i>	Fresh gutted		1.71	2.11	+	Poland FOB	Baltic Sea
	IQF portion, single frozen	100-150 g/pc	7.30	9.00	=	Italy CIF	Iceland
	Fresh - fillet	50-100 g/pc	4.00	4.93		CPT	Denmark
		100-200	7.95	9.80	+		
		200-400	8.05	9.93	+		
	Fresh - Whole	1-2 kg/pc	6.08	7.50	+		
		2-4	6.05	7.46	+		
	Fresh gutted	2-3 kg/pc	6.27	7.73		FCA CIF	Poland
	Fresh - fillet	100-200 g/pc	6.51	8.03	-		
		200-400	7.43	9.16	-		
	Fillet- IQF	500-1000g/pc	4.05	4.99		FCA CIF	Spain
			4.30	5.30			
	Fillet - wet salted - 1st quality produced from fresh raw material	700-1000 g/pc	9.40	11.59	=	Italy DDP	Iceland
	Portion single frozen, 10% glaze	100-150 g/pc	7.50	9.25		CIF	Norway
	Stockfish	700 g/pc	23.00	23.00	=	DDP	
	<i>Gadus macrocephalus</i>	60-80 g/pc	28.70	35.39	=	FCA	
Fillet - wet salted - 1st quality produced from frozen raw material		400-700 g/pc	8.90	10.98	=	Italy CIP	Denmark
		Fillet- thawed		12.25	15.11		
H&G		1-2 lb/pc	3.80	4.68		Europe CIF	Alaska/USA
	2-3	3.90	4.81				
	5-6	4.11	5.07				
	3-9	3.21	3.95				
Whole, longline		3.71	4.57				
		3.31	4.08				
Hake/Merlu/Merluza <i>Merluccius capensis</i>	Minced block		1.74	2.15	=	Namibia FOB for Spanish market	Namibia
	IQF portion, trapeze	90-110 g/pc	6.60	8.14	+	Italy CIF	
	IQF	100-200 g/pc	6.20	7.65		Europe DDP	South Africa
	Fresh - whole	100-200 g/pc	4.70	5.80	+	Italy CPT	Croatia
		200-300	5.50	6.78	+		
	Fresh - gutted	200-300 g/pc	5.50	6.78	=		
		300-400	6.50	8.02	-		
<i>Merluccius productus</i>	Fillet, PBO		2.19	2.70	=	Spain EXW	USA
	Minced block		1.42	1.75	=		
Alaska pollack/Lieu de l'Alaska/Colín de Alaska <i>Theragra chalcogramma</i>	H&G	>25	0.94	1.16	-	Russian Fed. wholesale Vladivostok	Russian Fed.
		>30	0.81	1.00			
		>25	1.15	1.28	-	wholesale Moscow	
Surimi (Alaska pollack)	Stick - Paprika	250 g/pc	2.51	3.10		France CFR	Spain
Hoki <i>Macruronus magellanicus</i>	H&G	100-300 g/pc	1.63	2.01		Spain FOB	
		300-500	1.63	2.01			
		500-900	1.63	2.01			
Haddock/Eglefin/Eglofino <i>Melanogrammus aeglefinus</i>	H&G	< 0.8 kg/pc	NOK 22.00	2.29	2.84	Sweden FCA	Norway
Ling/Lingue franche/ Maruca <i>Molva molva</i>	Fillet - wet salted Produced from fresh raw material 1st quality	1-1.5 kg/pc	6.00	7.40	=	Italy DDP	Faeroe Islands



Fish Species	Product Form	Grading	Price per kg			Reference	Origin			
Trade Name			As stated	EUR	USD	& Area				
GROUND FISH (cont.)							April 2018			
Monkfish/Baudroie/ Rape <i>Lophius spp.</i>	Fresh - Tail	< 0.3 kg/pc	9.39	11.58	+	Italy CPT	UK			
		0.3-0.5	10.45	12.89	+					
		0.5-1	10.93	13.48	+					
		1-2	11.07	13.65	+					
		> 2	11.10	13.69	+					
	Fresh - whole	0.5-1 kg/pc	4.90	6.04		FCA	France			
		1-2	5.40	6.66						
John Dory/ Saint Pierre Pez de San Pedro <i>Zeus faber</i>	Frozen skin-on PBO, chemical free, 100% net weight, IQF,Bulk, frozen weight +count	60-100 g/pc	5.44	6.70		Germany CFR	China			
		100-150	5.72	7.05						
		150-200	6.01	7.40						
		200-300	6.29	7.75						
	Fresh whole	1-2 kg/pc	12.50	15.42	-	France wholesale	France			
		2-3	15.50	19.12	-					
	Fresh - gutted	600-800 g/pc	9.90	12.21		Italy CPT	Senegal			
		800-1000	10.96	13.52	+					
		1000-2000	10.93	13.48	+					
	Fresh- whole	600-800 g/pc	11.23	13.85	+	FCA	Spain			
		800-1000	12.37	15.26	+					
1000-2000		12.66	15.61	+						
Sand steenbras/ Marbré/ Herrera <i>Lithognathus mormyrus</i>	Fresh	300-500 g/pc	8.75	10.79			Morocco			
		500/700	8.83	10.89						
		700/1000	8.90	10.98						
		Mixed	8.77	10.82						
FLATFISH							April 2018			
Turbot/Rodaballo <i>Psetta maxima</i>	Fresh - whole farmed	0.5-1 kg/pc	8.40	10.36		Spain CIF	Spain			
		1-2	8.80	10.85						
		2-3	9.00	11.10						
		3-4	11.30	13.94						
	Fresh - whole wild	< 0.5 kg/pc	9.10	11.22			Netherlands			
		0.4-0.6	12.90	15.91	+					
		0.5-0.8	15.98	19.71						
		0.5-1	14.90	18.38	+					
		0.8-1	12.70	15.66						
		1-2	19.15	23.62	+					
		2-3	18.10	22.32	+					
		3-4	23.10	28.49	+					
		4-6	25.25	31.14	-					
		Fresh - whole farmed	0.4-0.6 kg/pc	8.53	10.52				Italy CPT	Spain/Portugal
			0.6- 0.8	8.41	10.37			+		
			0.8-1	8.87	10.94			+		
	1-1.5		8.34	10.29	-					
	1.5-2		8.41	10.37	+					
	2-2.5		8.84	10.90	-					
	2.5-3		9.00	11.10						
	3-4		10.36	12.78	-					



Fish Species	Product Form	Grading	Price per kg			Reference	Origin	
Trade Name			As stated	EUR	USD	& Area		
FLATFISH (cont.)							April 2018	
	Fresh - whole wild	0.5-1 kg/pc	13.75	16.96		Italy CPT	Netherlands	
		0.7-1	13.50	16.65	+			
		1-2	17.25	21.27	+			
		2-3	15.60	19.24	+			
		3-4	16.95	20.90				
		> 4	26.00	32.07				
	Fresh - gutted	0.7-1kg/pc	12.94	15.96	+			
		1-2	15.91	19.62	+			
	Sole/Sole/ Lenguado <i>Solea vulgaris</i>	Fresh - whole wild	< 175 g/pc	11.90	10.80	-	Spain CIF	Netherlands
			170-200	12.85	15.85	-		
			200-300	13.90	17.14	-		
			200-250	17.45	21.52			
300-500			17.65	21.77	+			
400-500			17.85	22.01	-			
500-600			19.45	23.99	-			
Fresh - whole wild		200-300 g/pc	21.60	26.64		Italy CPT	France	
		300-400	24.70	30.46				
		No. 3	11.72	14.45	-			
		No. 4	10.95	13.50	-			
Fresh - whole		No. 5	9.32	11.49	-	Italy CPT	Netherlands	
		No. 2	14.55	17.94	-			
		No. 3	12.94	15.96	-			
Fresh - gutted		No. 4	14.63	18.04		Italy CPT	Netherlands	
		No. 2	13.35	16.46	-			
		No. 3	12.31	15.18	-			
		No. 4	10.89	13.43	-			
	Fresh - whole	No. 5	10.39	12.81	-	Italy CIF	Netherlands	
		No. 2	14.55	17.94	-			
		No. 3	12.94	15.96	-			
		No. 4	9.92	12.23				
European plaice/ Plie d'Europe/ Solla europea <i>Pleuronectes platessa</i>	Fresh - whole	300-400 g/pc	4.45	5.49	+	Spain CIF		
		400-600	4.50	5.55	+			
		> 600	4.55	5.61	+			
	IQF, white skin-on, 25% glaze	No. 2	3.95	4.87	+	Netherlands FOB for Italian market		
			4.35	5.36	+			
European Flounder/ Flet d'Europe/ Platija europea <i>Platichthys flesus</i> <i>Scophthalmus rhombus</i>	Fresh - fillets skin-on skinless whole	Large Large	3.75	4.62		Italy CPT		
			5.75	7.09				
			2.19	2.70				
			1.51	1.86				
			1.77	2.18	+			
	Fresh, whole	500-1000g/pc 1000-2000	11.55	14.24	+	FCA CPT	Denmark Netherlands	
			14.50	17.88	+			
			9.95	12.27	+			
			11.75	14.49	-			
Yellowtail flounder/ Limande à queue jaune/ Limanda <i>Limanda ferruginea</i>	Frozen- whole H&G	Large	1.97	2.43		Europe CIF	North Atlantic Canada	
			1.60	1.97				
Common dab/ Limande/ Limanda <i>Limanda limanda</i>	Frozen- whole	Small Large	2.15	2.65				
			2.51	3.09				
Greenland Halibut/ <i>Reinhardtius hippoglossoides</i>	Fillet - skinoff, boneless, blockfrozen		No quotations			Denmark FOB	Greenland	



Fish Species Trade Name	Product Form	Grading	Price per kg			Reference & Area	Origin	
			As stated	EUR	USD			
TUNAS/BILLFISHES							April 2018	
Tuna/Thon/Atún <i>Thunnus spp.</i>	Skipjack - whole		1.38	1.70 +		Bangkok CFR	Western/Central	
			1.22	1.50		FOB	Pacific Ocean	
	Skipjack - whole		1.46	1.80 +		Ecuador	Eastern Tropical	
	Yellowfin - whole		1.91	2.35 =		ex-vessel	Pacific Ocean	
	Skipjack - whole		1.15	1.42 +		Seychelles	Indian Ocean	
	Yellowfin - whole		2.10	2.59 +		FOB		
	Skipjack - whole		1.20	1.48 +		Abidjan	Atlantic Ocean	
	Yellowfin - whole	> 10 kg	2.38	2.94 =		ex-vessel		
	Skipjack - whole	1.8-3.4 kg/pc	1.35	1.66 +		Spain CFR	Various origins	
	Yellowfin - whole	> 10 kg	2.35	2.90 +				
	Skipjack - cooked & cleaned loins - vacuum packed	double cleaned	5.60	6.90 -		Italy DDP	Solomon Islands	
	Yellowfin - cooked & cleaned loins - vacuum packed	double cleaned	6.53	8.05 =			Kenya/Mauri- tius/Solomon Is.	
	Skipjack	> 1.8 kg/pc	1.37	1.69 -		Tunisia CFR	Ivory Coast/Seychelles	
			1.40	1.73			Ghana	
	Yellowfin- whole	> 10 kg 3-10 kg/pc	2.60 1.77	3.21 2.18		Spain DAT	Atlantic Ocean	
	Yellowfin- frozen loins		5.94	7.32		DDP	Eastern Pacific	
	Skipjack - whole	> 3.5 kg	1.80	2.22		DAT	Atlantic Ocean	
	Skipjack- frozen loins		6.77	8.34		DDP	Eastern Pacific	
	Bigeye- frozen loins		5.76	7.10				
	Bigeye- whole	> 10 kg	2.23	2.74		DAT	Atlantic Ocean	
	Skipjack - whole		1.70	2.10		Europe CFR	Ecuador	
	Yellowfin - pre-cooked loins	double cleaned single cleaned	5.68 5.27	7.00 = 6.50 =				
	Skipjack - pre-cooked loins		4.46	5.50 -				
	Swordfish/Espadon/ Pez espada <i>Xiphias gladius</i>	Fresh- whole		14.20	17.51 =		France, wholesale	Atlantic
		Frozen- filet, vacuum		8.40	10.36 =			Spain
Fresh - gutted		< 12 kg/pc	6.98	8.61		Italy FCA		
Whole Mediterranean		13-18 19-25 26-35	8.13 8.00 7.95	10.03 9.87 9.80				
Whole Atlantic		19-25 26-35 36-50 > 50	11.95 11.95 11.45 10.70	14.74 + 14.74 + 14.12 + 13.20 +			Morocco	
SMALL PELAGICS							April 2018	
Mackerel/Maquereau/ Caballa <i>Scomber scombrus</i>	Fresh - whole		2.85	3.51		Italy CPT	Belgium	
			2.36	2.91			UK	
			1.70	2.10			Croatia	
			2.90	3.58			Norway	
			3.00	3.70 +			France	
		4-6 pc/kg	3.00	3.70 +				
	Fresh - Fillets butterfly cut		3.75	4.62 -				
			4.24	5.23 -				
Indian mackerel/ Maquereau des Indes Caballa de la India <i>Rastrelliger kanaqurta</i>	Whole, IQF	1-6 pc/kg	0.89	1.10		Tanzania CIF	Yemen	
	Whole, frozen block	8- 12 12- 14 4-6 pc/kg	0.85 0.77 1.10	1.05 = 0.95 = 1.35				
					Thailand CIF			



Fish Species Trade Name	Product Form	Grading	Price per kg			Reference & Area	Origin	
			As stated	EUR	USD			
SMALL PELAGICS (cont.)							April 2018	
Mackerel/Maquereau/ Caballa <i>Scomber scombrus</i>	Whole	3-4 pc/kg	1.05	1.29		Spain FOB	Spain	
Horse Mackerel/ Chincard/ Jurel <i>Trachurus spp</i>	Whole	> 24 cm/pc	1.23	1.52		Morocco FOB for European market	Morocco	
Herring/Hareng/Arenque <i>Clupeidae</i>	Fresh - fillet		2.78	3.43	+	Italy CPT	Denmark	
	Fresh - whole	250-300 g/pc	0.60	0.74	-	Russian Fed.	Russian Fed.	
		> 350	1.52	1.87		wholesale Moscow		
		> 25	0.75	0.92		Russian Fed.		
		> 300	0.44	0.54	-	wholesale Vladivostok		
		> 250	0.91	1.12				
	70-100 g/pc	0.34	0.42	-	Poland FOB	Baltic		
Sprat/Sprat/Espadín <i>Sprattus sprattus</i>	Fresh - whole		0.19	0.23	+	Italy CPT		
Sardine/Sardine/ Sardina <i>Sardina pilchardus</i>	Fresh - whole		1.00	1.23	-			Croatia
			1.25	1.54				Spain
			1.00	1.23				Italy
			1.90	2.34	-		France	
	Fresh - fillet		5.27	6.50				
			3.60	4.44			UK	
			3.80	4.69		FCA	Spain	
			1.03	1.27	-		Croatia	
Whole, IQF, 3% glaze H& G	6.00		7.40	=	CPT	Italy		
CEPHALOPODS							April 2018	
Squid/Encornet/Calamar <i>Loligo spp.</i>	Whole	S (< 18 cm)	6.02	7.42	+	Italy CIF	South Africa	
		M (18-25)	7.09	8.74	+			
		L (25-30)	7.26	8.95	-			
		XL (>30)	7.30	9.00	-			
		S (< 18 cm)	5.70	7.03	=	Europe CFR		
		M (18-25)	7.20	8.88	=			
		L (25-30)	7.40	9.13	=			
		XL (>30)	7.40	9.13	=			
		S (< 18 cm)	6.80	8.39	-	Italy EXW		
		M (18-25)	7.60	9.37				
		Frozen	11-14 cm	2.68	3.30		Europe CIF	USA
		whole, block frozen	< 5	4.87	6.00			India
	6-15		5.19	6.40				
	10-40		3.69	4.55				
	> 40		3.21	3.95				
	Whole	18-22 cm	7.65	9.43		Italy EXW	Falkland/ Malvinas Isl.	
15-18		5.50	6.78	=				
12-16		3.90	4.81	-				
Squid tentacles			15.22	18.77	+	CPT		
Whole, thawed			5.58	6.88	+		Argentina	



Fish Species	Product Form	Grading	Price per kg			Reference	Origin	
Trade Name			As stated	EUR	USD	& Area		
CEPHALOPODS (cont.)							April 2018	
Loligo vulgaris	Fresh - whole	100-300 g/pc	14.55	17.94	Italy FCA	Morocco		
		300-400	11.50	14.18				
		400-600	14.13	17.43				
		600-1000	13.50	16.65				
		< 100 g/pc	4.65	5.73			CPT	UK
		100-300	6.57	8.10				
		300-500	8.30	10.24				
			10.00	12.33				
	Whole, IWP, block	100-200 g/pc	7.90	9.74		Croatia		
						France		
		21-25 cm	9.90	12.21	CIF	Morocco		
			9.50	11.72				
		16-20 cm	9.20	11.35	FOB			
			9.61	11.85				
		11-15 cm	8.60	10.61	CIF			
			8.20	10.11				
	Whole, block			FOB				
		16-20 cm	9.00	11.10	CIF			
			7.90	9.74				
		21-25 cm	8.57	10.57	FOB			
			8.19	10.10				
		6-10 cm	7.54	9.30	CIF			
		7.91	9.76					
	Thawed	21-25 cm	9.74	12.01	CPT			
		11-25 cm	9.55	11.78				
100-200 g/pc		8.00	9.87	France				
Squid/Encornet/Calamar Loligo vulgaris	Whole	2 small	6.60	8.14 +	Mauritania FOB for European market	Mauritania		
		3 small	6.40	7.89 +				
		4 small	5.10	6.29 +				
		small	7.60	9.37 +				
		medium	8.00	9.87 +				
		large	8.00	9.87 +				
	Fresh - whole	300-700 g/pc	17.33	21.37 +	Italy CPT	Portugal		
	Whole block		4.18	5.15	Europe CIF	India		
	Whole cleaned, block frozen, 20% glaze	< 5	3.41	4.20	Germany CFR			
		< 10	4.38	5.40				
11-20		3.98	4.90					
21-40		3.16	3.90					
Squid/Encornet/Calamar Loligo chinensis		< 3	3.77	4.65		China		
		3-6	3.08	3.80				
		6-10	2.68	3.30				
		10-15	2.35	2.90				
		15-20	2.03	2.50				
	Raw fillet	2-4 kg/pc	0.80	0.99	Europe CFR	Chile		
			1.38	1.70		Peru		
	Raw tentacle	1-2, 2-3 kg/pc	0.80	0.99		Chile		
		< 1, 1-2	1.30	1.60		Peru		
		> 2	1.34	1.65				
	Raw wings whole without cartilage		0.49	0.60		Chile		
			1.01	1.25		Peru		
	Necks		0.53	0.65		Chile		
	open with cartilage		1.30	1.60		Peru		
	Darum membraneless		4.87	6.00				
Boiled wings - skin-on		1.87	2.30					



Fish Species	Product Form	Grading	Price per kg			Reference	Origin
Trade Name			As stated	EUR	USD	& Area	
CEPHALOPODS (cont.)							April 2018
Squid/Encornet/Calamar <i>Dosidicus gigas</i>	Squid rings - thawed		5.78	7.13	+	Italy CPT	Peru
	Squid stripes - thawed		3.03	3.74	+		
	Squid tentacles		4.10	5.06	+		
Octopus/Poulpe/Pulpo <i>Octopus vulgaris</i>	Whole- FAS	T3	12.20	15.05		FOB CIF	Morocco
		T5	11.09	13.68			
	Whole, cleaned, thawed		13.75	16.96	+		
	Whole, thawed	T6	11.30	13.94	+		
		T5	12.00	14.80	+		
	Whole, bloc	T6	8.95	11.04			
			10.89	13.43	+		
			10.02	12.36	+		
		T7	7.40	9.13			
	Fresh	T1	12.00	14.80	=		
		T5	9.25	11.41		CPT	
		T6	8.90	10.98		FCA	Portugal
		T4	9.66	11.91			Spain
	Whole - FAS	T1	15.25	18.81	+	Morocco FOB, for Spanish market	Morocco
		T2	14.25	17.57	+		
		T3	13.25	16.34	+		
		T4	12.25	15.11	+		
		T5	11.25	13.87	+		
	Sushi slice	7 g/pc	14.61	18.00	+	Europe CFR	Indonesia
	100% net weight	9 g	14.61	18.00	+		
	boiled cut		9.58	11.80	+		
100% net weight							
Flower type	1-2 kg/pc	5.76	7.10	+			
90% net weight	>2	6.25	7.70	+			
Frozen in land, pots and glaciers, 1° and 2°	T3	13.47	16.60	+	Mauritania FOB	Mauritania	
		T4	12.66	15.60			+
		T5	11.77	14.50			+
		T6	9.90	12.20			+
		T7	9.58	11.81			+
		T8	9.17	11.30			+
	FAS	T3	13.31	16.40	+		
		T4	12.50	15.40	+		
		T5	11.60	14.30	+		
		T6	9.74	12.00	+		
		T7	9.42	11.61	+		
		T8	9.01	11.10	+		
		Octopus/Poulpe/Pulpo <i>Eledone moschata</i>	Fresh		4.34	5.35	+
	3.33			4.11		FCA	France
	4.20			5.18		CPT	Italy
	3.53			4.35	+	FCA	Spain
							Croatia
extra	12.55		15.48	+			
	small		8.00	9.87	+		
	medium		5.48	6.76	+		
Frozen	80-120 g/pc		5.20	5.68		EXW	Tunisia
	50-80		5.77	5.90	-		
	< 50	5.85	6.07				
Fresh		8.50	10.48	=	France, wholesale	Europe	
Frozen		7.50	9.25	=			



Fish Species	Product Form	Grading	Price per kg			Reference	Origin	
Trade Name			As stated	EUR	USD	& Area		
CEPHALOPODS (cont.)							April 2018	
Cuttlefish/Seiche/ Sepia <i>Sepia spp.</i>	Whole, cleaned, IQF 20% glaze	< 10 pc/kg 11-20	5.19	6.40		Germany CFR	India	
	Fresh - whole	300-500 g/pc	4.92	6.07		Italy CPT	France/UK	
		200-300	4.05	4.99				
		500-1000	5.61	6.92	+			
		Fresh - whole, superior	300-500 g/pc	6.97	8.60			
			500-1000	7.00	8.63			
	Frozen- whole		50-100 g/pc	4.11	5.06		CFR	Yemen
		100-200	3.96	4.88				
		200-300	3.89	4.79	+			
		300-500	3.89	4.79	+			
		400-600	3.89	4.79	+			
		600- 1000	3.89	4.79	+			
		500-1000	3.89	4.79	+			
		1000- 2000	3.89	4.79	+			
	Frozen at land- whole block	100-200 g/pc	3.65	4.50		Vietnam CIF		
		200-300	4.38	5.40				
		>300	4.54	5.60				
	FAS- whole block	200-300 g/pc	4.75	5.85				
		300-500	4.75	5.85				
		500-1000	4.75	5.85				
		1000- 2000	4.75	5.85				
	Frozen- whole	200- 300 g/pc	4.87	6.00	=	Europe CIF		
		300- 500	4.87	6.00	=			
		500- 1000	4.87	6.00	=			
			300-500 g/pc	5.03	6.20		Italy CIF	Oman
	500-1000		5.03	6.20				
	1000-2000		5.03	6.20				
	IQF, cleaned, 20% glaze		100-200 g/pc	7.40	9.13			
		200-300	7.40	9.13				
		300-400	7.40	9.13				
		400-600	7.40	9.13				
		600-800	7.40	9.13				
Frozen, whole block	< 10 pc/kg	4.63	5.70		Europe	India		
	11-20	4.34	5.35					
		5.07	6.25					
Frozen, whole block, cleaned		6.06	7.47		CIF			
Whole, cleaned, 5*4 kg block 10% glaze	5-7 pc/kg	6.41	7.90		CFR			
	8-12	5.11	6.30					
	13-20	4.46	5.50	=				
Whole, cleaned, 10kg pack 25% glaze, IQF	5-7 pc/kg	5.07	6.25	=				
	8-12	4.54	5.60	=				
Fresh- whole, cleaned			13.50	16.65	=	France wholesale	France Europe	
			13.50	16.65	=			
	Frozen, whole		3.20	3.95	=			
	Frozen. slices		9.00	11.10	=			



Fish Species	Product Form	Grading	Price per kg			Reference	Origin
Trade Name			As stated	EUR	USD	& Area	
CRUSTACEANS							April 2018
Whiteleg shrimp/ Crevette pattes blanches/Camarón patiblanco <i>Penaeus vannamei</i>	PD, chemical treatment 100% net weight treated with non-phosphate	31-40 pc/lb	8.24	10.15	-	Europe CFR	Indonesia
		41-50	7.67	9.45	-		
		51-60	7.43	9.15	-		
		61-70	7.10	8.75	-		
		71-90	6.69	8.25	-		
		91-120	6.45	7.95	+		
	PUDT, 6*2 block, 100% net weight	51-60 pc/kg	6.82	8.40	-		India
		61- 70	6.65	8.20	-		
		71- 90	6.49	8.00	-		
	PD, 6*2 block, 100% net weight	31-40 pc/lb	7.55	9.30			
		41-50	6.90	8.50			
		51- 60	8.28	10.20			
		61- 70	7.63	9.40			
	PD, IQF 20 % glaze, treated	26 – 30 pc/ lb	9.33	11.50		Germany CFR	
		31 – 40	8.93	11.00			
		41 – 50	8.03	9.90			
		51 – 60	7.59	9.35			
	PD, cooked, IQF, 20 % glaze	61 - 70	7.22	8.90			Vietnam
		60 – 80 pc/ lb	6.01	7.40			
Whiteleg shrimp/ Crevette pattes blanches/Camarón patiblanco <i>Penaeus vannamei</i>	Head-on, Shell-on	30-40 pc/kg	9.10	8.75		South/Central America CIF for European main ports	Central America
		40-50	5.76	7.10			
		50-60	7.20	6.35			
		60-70	6.80	6.10			
		70-80	6.30	5.85			
		80-100	4.63	5.70			
		> 100	3.98	4.90			
Giant river prawn/ Bouquet géant/ Langostino de río <i>Macrobrachium rosenbergii</i>	HLSO Easy peel, IQF, 25 % glaze, 75 % net weight	<5 pc/lb	8.93	11.00		Germany CFR	Bangladesh
		6- 8	7.47	9.20			
		8- 12	6.82	8.40			
		13- 15	6.53	8.05			
Argentine red shrimp/ Salicoque rouge/ d'Argentine/Camarón langostín argentino <i>Pleoticus muelleri</i>	Head-on, shell-on	10-20 pc/kg	8.00	9.87	-	Spain EXW	Argentina
		20-30	7.10	8.76	=		
		30-40	7.10	8.76	=		
		40-60	7.00	8.63	=		
		10-20 pc/kg	5.05	6.22		Europe CIF	
		20-30	5.12	6.31			
		21-25	5.07	6.25			
		31-40	4.99	6.15			
		40- 70	8.60	10.60			
	Headless, IQF	35-55 pc/kg	6.49	8.00			
	Tails	25-55 pc/kg	6.69	8.25			
5.06			6.24				
Brown shrimp/ Crevette grise du Sud/ Camarón café sureño <i>Penaeus subtilis</i>	HLSO	7-12 pc/lb	21.11	26.01			Ecuador
Scarlet shrimp/ Gambon écarlate/ Gamba carabinero <i>Plesiopenaeus edwardsianus</i>	Head-on, shell-on	8-12 pc/lb	24.98	30.78			Suriname
		16- 20	22.84	28.15			
		30-40	14.07	17.34			



Fish Species	Product Form	Grading	Price per kg			Reference	Origin	
Trade Name			As stated	EUR	USD	& Area		
CRUSTACEANS (cont.)							April 2018	
Black tiger/Crevette tigrée/Camarón tigre <i>Penaeus monodon</i>	Headless 30% glaze, IQF	8-12 pc/lb		10.79	13.30	Russian Fed. CFR	Bangladesh	
		13-15		8.76	10.80			
		16-20		8.64	10.65			
		21-25		9.58	11.80 =			
		26-30		8.93	11.00 =			
	Headless, shell-on, block frozen	13-15 pc/kg		9.90	12.20	Europe CFR	Belgium	
		16-20		9.90	8.40			
		21-30		6.82	7.10			
		26-30		5.76	7.50			
		31-40		6.09	7.10			
	HOSO, net weight, net count block frozen	10-20 pc/kg		12.98	16.00		India	
Deep-water rose shrimp/ Crevette rose du large/ Gamba de altura/ <i>Parapenaeus longirostris</i>	Fresh - Peeled tail	Mixed		10.50	11.74	Italy CPT	Italy	
				9.00	11.10 =		Croatia	
	Peeled, 25% glaze, IQF	160-180 pc/kg		9.60	11.84		Tunisia	
		220-280		8.88	10.95			
	Farmed, organic, cooked	20-30 pc/kg		26.00	32.07 =	France, wholesale	Madagascar	
		30-40		22.00	27.13 =			
		40-50		16.50	20.35 =			
		Farmed, cooked	40-50		15.50			19.12 =
		Fresh, organic, shell-on	32-34 pc/kg		24.50			30.22 =
	Northern prawn/ Crevette nordique/ Camarón norteno <i>Pandalus borealis</i>	Fresh	90-120		24.85	30.65	Spain CIF	Denmark
100-200				33.10	40.82			
150-250				16.50	20.35			
Common shrimp/ Crevette grise/Quisquilla <i>Crangon crangon</i>	Fresh, shell-on			44.70	55.13		Netherlands	
	Head-on, shell-on			11.70	14.43			
	Fresh, shell-on	42-49 pc/kg		16.00	19.73	France, wholesale	Europe/ Northern Europe	
		Frozen, cooked, wild		16.00	19.73 =			
Norway lobster/ Langoustine/Cigala <i>Nephrops norvegicus</i>	Fresh - Whole	5-16 pc/kg		28.00	34.53 =	Retail	France	
		16-20		24.00	29.60 =			
		20-30		18.00	22.20 =			
		30-40		14.50	17.88 =			
	Frozen- Whole, cooked	20-40		20.00	24.67 =		Europe	
	Fresh - Whole, raw, bulk		18.36	22.64 +				
	Fresh - Whole, cooked bulk		20.96	25.85 -				
	Fresh - Whole	3-5 pc/kg		na	Spain DDP			Netherlands
4X1.5 kg	4-7		19.50	30.27				
	6-9		21.31	26.06				
	8-12		19.35	20.59				
	11-15		14.50	22.66				
	16-20		16.25	20.04				
	20-30		12.40	15.29				



Fish Species	Product Form	Grading	Price per kg			Reference	Origin	
Trade Name			As stated	EUR	USD	& Area		
CRUSTACEANS (cont.)							April 2018	
Norway lobster/ Langoustine/Cigala <i>Nephrops norvegicus</i>	Fresh - Whole, 4X1.5 kg	31-40	10.50	12.95		Spain DDP	Netherlands	
		41-50	8.52	10.51				
		Tails	13.35	16.46				
	Whole	00 pc/kg	17.20	21.21		Spain CIF	Scotland	
		0	14.40	17.76				
		1	12.70	15.66				
		2	9.90	12.21				
		Fresh - whole	3 pc/kg	8.90	10.98			
			4	6.70	8.26			
	5		6.10	7.52				
		5-9 pc/kg	21.00	25.90				Netherlands
		11-15	14.45	17.82				
		16-20	11.45	14.12				
		20-30	8.64	10.66				
		31-40	6.17	7.61				
		41-50	5.81	7.17				
	Fresh - whole, head	6-9 pc/kg	20.49	25.27	-	Italy CPT	Denmark/ UK	
11-15		13.64	16.82	-				
16-20		8.74	10.78	-				
21-30		6.10	7.52	-				
31-40		5.39	6.65	-				
41-50		4.26	5.25	-				
European lobster/ Homard européen/ Bogavante <i>Homarus gammarus</i>	Live - bulk	400-600 g/pc	35.00	43.16	+	France delivered to French vivier	Ireland	
		600-800	35.00	43.16	+			
	Fresh - whole	Large	27.50	33.92		Italy CPT	UK	
		small	29.49	36.37				
		400-600 g/pc	30.48	37.59	+			
		600-800	30.45	37.55	+			
		800-1000	30.37	37.45	+			
> 1kg	34.00	41.93	+					
American lobster/ Homard américain/ Bogavante americano <i>Homarus americanus</i>	Live hard shell		21.48	26.49	+		Canada	
		> 3000g	17.86	22.03	+			
	Live hard shell	450-550 g	23.79	29.34	+			USA
		Live soft shell	20.12	24.81	+			
	Popsicle	< 450 g/pc (canner size)	CAN 23.00	20.69	16.76	Canada FOB for European mkt	Canada	
		> 450 (market size)	CAN 26.00	20.69	16.76			
	Whole cooked netted lobster	canners	CAN 18.00	14.32	11.60	Europe CIF		
		market	CAN 25.00	19.89	16.11			
	Live			9.84	12.13			
Caribbean spiny lobster/ Langouste blanche/ Langosta común del Caribe <i>Panulirus argus</i>	Tails	5-6 oz	27.73	34.17		Europe CIF	Nicaragua	
		7-9 oz	27.28	33.62				
		10-24 oz	25.50	31.42				
	Whole, raw		13.80	17.00				
Cooked			15.42	19.00				
Scalloped spiny lobster/ Langouste festonnée/ Langosta festoneada <i>Panulirus homarus</i>	Whole	100-200g	10.55	13.00	=	Taiwan CIF	Yemen	
		200-300	12.98	16.00	=			
		> 300	14.61	18.00	=			



Fish Species	Product Form	Grading	Price per kg			Reference	Origin	
Trade Name			As stated	EUR	USD	& Area		
CRUSTACEANS (cont.)							April 2018	
Edible crab/Tourteau/ Buey de mar <i>Cancer pagurus</i>	Live, bulk	T2 (13-16 cm) 500-700g > 1kg	4.95 6.80 7.20	6.10 8.39 8.88	+	France Auction	France	
Spinous spider crab/ Araignée européenne/ Centolla europea/ <i>Maja squinado</i>	Fresh - female		5.30	6.54		Italy CPT	UK	
	male		4.50	5.55				
	female		3.62	4.46	+		France	
	male		3.84	4.74	+			
	Fresh-female	small	3.68	4.54				
	male	small	3.75	4.62				
Snow crab/ crabe des neiges/ Cangrejo de las <i>Chionoecetes opilio</i>	Frozen- meat		13.80	17.00		Europe CIF	Chile	
BIVALVES							April 2018	
Oyster/Huître/Ostra <i>Crassostrea gigas</i> <i>Ostrea edulis</i>	Live	No. 3	4.60	5.67	=	France prod. Price/ average export price	Ireland/France	
		60-100 g/pc	17.50	21.58		Spain CIF	Netherlands	
		95-110 g/pc	17.65	21.77			Italy	
		>130	14.62	18.03			Netherlands	
Mussel/Moule/Mejillón <i>Mytilus edulis</i> <i>Mytilus galloprovincialis</i>	Live - Bottom mussel	Bulk	2.10	2.59	=	France wholesale	France	
			1.80	2.22	=		Netherlands	
	Live - Rope	60-80 pc/kg	2.00	2.47	=			Spain
	Fresh	20-25 pc/kg 25-30 30-40 40-70	no quotation			Spanish market EXW		
	Fresh - whole		1.92	2.37	=	Italy CPT		Italy
			1.40	1.73	=			Spain
Mussel/Moule/Mejillón <i>Mytilus galloprovincialis</i> <i>Mytilus chilensis</i>	Fresh - whole skin-packed		1.40	1.73	=	Italy CPT	Spain	
			2.15	2.65	=			FCA
			2.15	2.65				CPT
	IQF - shell-off, 7% glaze	200-300 pc/kg	3.00	3.70	+	CIF	Chile	
	Cooked mussel meat IQF	100-200 pc/kg 200-300 300-500	2.72 2.43 2.19	3.35 3.00 2.70		France CIF		
Mussel/Moule/Mejillón <i>Mytilus chilensis</i>	IQF mussel meat		2.36	2.91		Europe CFR	Chile	
	Whole, Vacuum Packed with Sauces		2.56	3.16				
	Vacuum Packed without Sauces		1.79	2.20				
	IQF Half Shell Mussels		3.23	3.98				
Razor shell/Couteau/ Navajas - <i>Solenidae</i>	Fresh	S	7.50	9.25		Spain CIF	Ireland	
		M	8.60	10.61				
		L	10.25	12.64				
	Live	10-12 cm/pc	3.80	4.69			Netherlands	
Scallops		10-20	15.50	19.10		Europe CIF	US	
		20-30	14.14	17.42				



Fish Species	Product Form	Grading	Price per kg			Reference	Origin	
Trade Name			As stated	EUR	USD	& Area		
BIVALVES (cont.)							April 2018	
Great atlantic scallop/ Coquille-St- Jacques/ Vieira <i>Pecten maximus</i>	Fresh whole shell, roe-on		4.20	5.18	+	France wholesale	France	
	Fresh whole shell, roe-off		4.10	5.06	+			
	Fresh, meat, roe-on		24.00	29.60	+	Retail	Europe	
	Frozen, meat, roe-on		27.00	33.30	=			
	Frozen, meat, roe-off		26.00	32.07	=			
	Fresh, whole shell, bulk, roe-on		36.25	44.71	-			
	Fresh, whole shell, bulk, roe-off		6.98	8.61				
Lyrate hard clam/ cythérée lyre <i>Meretrix lyrata</i>			1.26	1.55			Vietnam	
	Cooked		1.26	1.55		Europe CIF		
	IQF		1.26	1.55				
Asiatic hard clam/ Cythérée commune <i>Meretrix Meretrix</i>		40-80	1.95	2.40			Thailand	
Hard clam/ Praire Chirla mercenaria <i>Mercenaria mercenaria</i>			8.50	10.48	=	France wholesale	France	
Japanese carpet shell Palourde japonaise/ almeja japonesa <i>Venerupis philippinarum</i>		Large	10.50	12.95	=			
SALMON							April 2018	
Atlantic salmon/ Saumon de l'Atlantique/ Salmón del Atlántico <i>Salmo salar</i>	Fresh - gutted, head-on	2-3 kg/pc	9.50	11.72	+	France wholesale	Norway	
		3-4	9.90	12.21	+			
		4-5	9.90	12.21	+			
		5-6	9.90	12.21	+			
		6-7	9.90	12.21	+			
	Superior quality	2-3 kg/pc	9.80	12.09	+		Scotland	
			10.50	12.95	+			
	Smoked- Fillet, vacuum reconstituted sides	1-2 kg/pc	25.50	31.45	=		Norway	
	Fresh- Fillet	3-4 kg/pc	14.00	17.27	+			
	Smoked- Fillet, vacuum reconstituted sides	1-2 kg/pc	23.50	28.98	=			
	Fresh - gutted, head-on, Superior quality	2-3 kg/pc	11.35	14.00		Spain CIF	Scotland	
		3-4	11.35	14.00				
		4-5	11.35	14.00				
		5-6	11.35	14.00				
		6-7	11.35	14.00				
	Fresh - gutted, head-on	1-2 kg/pc	NOK 57.54	6.00	7.42	+	Norway FOB	Norway
		2-3	NOK 68.48	7.14	8.83	+		
		3-4	NOK 75.53	7.87	9.74	+		
		4-5	NOK 75.65	7.88	9.76	+		
		5-6	NOK 76.21	7.94	9.83	+		
		6-7	NOK 75.30	7.85	9.71	+		
		7-8	NOK 73.86	7.70	9.52	+		
		8-9	NOK 73.70	7.68	9.50	+		
		> 9	NOK 73.52	7.66	9.48	+		



Fish Species	Product Form	Grading	Price per kg			Reference	Origin	
Trade Name			As stated	EUR	USD	& Area		
SALMON (cont.)							April 2018	
Atlantic salmon/ Saumon de l'Atlantique/ Salmón del Atlántico <i>Salmo salar</i>	Fresh	3-4 kg/pc	6.90	8.51		Spain CFR	Norway	
	guttled, head-on	4-5 kg/pc	5.83	7.19	-	Tunisia CFR		
		5-6	7.85	9.68				
	IQF - salmon slices		9.73	12.00		Europe CFR		
	Fresh - salmon cubes 8x8x8		9.73	12.00				
	Fresh - Whole - Superior	2-3 kg/pc	6.78	8.36	+	Italy DDP	Norway	
		3-4	7.64	9.42	+			
		4-5	7.66	9.45	+			
		5-6	7.73	9.53	+			
		6-7	7.51	9.26	+			
		7-8	7.52	9.27	+			
		8-9	7.02	8.66	+			
		9-10	7.12	8.78	+			
		Fresh- Whole	3-4	7.59	9.36			+
			4-5	7.42	9.15			+
	5-6		7.58	9.35	+			
	Fillet, cooked		5.09	6.28		FCA	Italy	
	IQF portion, 10% glazing	100-150 g/pc	9.30	11.47	+		Denmark	
	Head-on, gutted, grade 1	6-7 kg/pc	5.08	6.27		Denmark DDP	Chile	
	Fillet, interleaved	1-2 lb/pc	4.87	6.01				
		2-4	4.17	5.14				
	Fillet, VAC	1-2 lb/pc	6.10	7.52				
		3-4	6.15	7.58				
	Fillet, IQF	2-3 lb/pc	6.15	7.58				
		4-5	6.88	8.48				
Bits and pieces		6.17	7.60		Europe CIF	USA		
scapped meat		4.46	5.50					
Pink salmon/ saumon rose/ Salmón rosado <i>Oncorhynchus gorbuscha</i>	green roe- Premium grade		26.39	32.52				
	green roe- Standard grade		11.63	14.33				
TROUT							April 2018	
Trout/Truite/Trucha <i>Salmo trutta</i>	Whole, gutted, fresh on ice	0.25-0.4 kg/pc	HUF 1177	3.78	4.67	Hungary ex-farm	Hungary	
	Fillet - farmed	200-400 g/pc		9.10	11.22	Italy ex-farm	Italy	
	Fresh - farmed	500-700 g/pc		3.70	4.56			
Rainbow trout/ Truite arc-en-ciel/ Trucha arco iris <i>Oncorhynchus mykiss</i>	Fresh	300-400 g/pc		4.00	4.93	CPT		
	Guttled	150-300 g/pc		5.00	6.17			
		300-500 g/pc		5.00	6.17			
	Fresh- whole			5.00	6.17	France wholesale	France	
	Fillet			7.50	9.25			=
	Fillet, smoked			17.00	20.97			=
	Whole, gutted, bulk			12.21	15.06			+
					Retail			



Fish Species	Product Form	Grading	Price per kg				Reference	Origin	
Trade Name			As stated	EUR	USD		& Area		
FRESHWATER FISH									April 2018
Carp/Carpe/Carpa <i>Cyprinus</i> spp.	Live	1.2-5 kg/pc	HUF	820	2.63	3.25	+	Hungary ex farm EXW	Hungary
	Fresh, whole, gutted, head-off	0.7-4.5 kg/pc	HUF	1100	3.53	4.36	+		
	Fresh on ice - slices		HUF	1100	3.53	4.36	-		
	Fresh on ice - fillets		HUF	1542	4.95	6.11	=		
Crucian Carp/Carassin Carpín <i>Carassius carassius</i>	Live	0.45-0.9 kg/pc	HUF	392	1.26	1.55			
Grass Carp/ Carpe chinoise/Carpa China <i>Ctenopharyngodon idellus</i>	Live	0.8-3 kg/pc	HUF	701	2.25	2.78			
	Fresh, whole, gutted, head-off		HUF	1093	3.51	4.33			
Bighead carp/Carpe à grosse tête/Carpa capezona <i>Aristichthys nobilis</i>	Fresh gutted, head-off	0.7-5.0 kg/pc	HUF	771	2.48	3.06			
	Fresh on ice - slices		HUF	1052	3.38	4.17			
	Fresh on ice - fillets		HUF	1362	4.37	5.40			
	Live	1-5.5 kg/pc	HUF	420	1.35	1.67			
Nile perch/Perche du Nil/Perca del Nilo <i>Lates niloticus</i>	Fillet - skinless	300-500 g/pc			4.46	5.50	EU CFR	Uganda	Tanzania
	Interleaved, 100% net weight	500-1000			5.23	6.45			
	Fresh whole	200-400 g/pc			4.13	5.09	Italy FCA		
	yellow	200-400 g/pc			4.16	5.13			
	red	200-400 g/pc			4.04	4.98			
	green	200-400 g/pc			4.03	4.97			
	Fresh fillet	200-400 g/pc			5.15	6.35			
		400-700			3.88	4.79			
	Fillet - skinless, PBI, IWP	500-1000 g/pc			5.23	6.45	Spain CFR		
Pike perch/Sandre/ - Lucioperca <i>Sander lucioperca</i>	Fillet - skin-on- Wild		HUF	3858	12.39	15.30	Hungary EXW	Poland	
	Fresh on ice- whole, gutted, head-on	0.27-0.85 kg/pc	HUF	2423	7.78	9.61		Hungary	
Nile Tilapia/Tilapia du Nil/Tilapia del Nilo <i>Oreochromis niloticus</i>	Fillet - skinless, IQF, PBO non-treated, 10% glaze	5-7 oz/pc			3.85	4.00	Spain CFR	China	
North African catfish/ Poisson chat nord- africaine/ pez gato <i>Clarias gariepinus</i>	Fresh - fillets skinless		HUF	1472	4.73	5.84	Hungary ex farm	Hungary	
	Fresh - fillets skin-on		HUF	1566	5.03	6.21			
	Fresh, whole, gutted, head-off	0.6-1.5 kg/pc	HUF	1262	4.05	5.00			
	Fresh, whole, gutted, head-on	0.5- 2 kg/pc	HUF	665	2.14	2.64			
European catfish/ Silure glane/Siluro <i>Silurus glanis</i>	Live	0.8- 4 kg/pc	HUF	1682	5.40	6.67	Hungary ex farm	Hungary	
		2.5-8	HUF	1928	6.19	7.65			
	Fresh on ice - slices		HUF	2408	7.73	9.55			
	Fresh on ice - fillets		HUF	1606	5.16	6.37			
Striped catfish/Silure requin/Tiburón pangasio <i>Pangasius hypophthalmus</i>	Fillet, thawed				3.65	4.50	Italy CIF CPT	Vietnam	
	Fillet, IQF, white - 20% glaze	120-170 g/pc			2.02	2.49			
		170-220			2.02	2.49			
	Fillet, IQF, white - 5% glaze				3.09	3.81	Spain CFR		
	Fillet, IQF, white - 20% glaze	120-170-220			1.79	2.20			
	Fillet, 100% net weight, IQF	g/pc			2.03	2.50			
	Fillet, 100% net weight, interlvd				1.99	2.45			



Fish Species	Product Form	Grading	Price per kg			Reference	Origin
Trade Name			As stated	EUR	USD	& Area	
NON-TRADITIONAL SPECIES							April 2018
Sturgeon/Sturgeon/ Esturione <i>Acipenseridae</i> <i>A.baeri</i>	Frozen - Whole	1.5-2 kg/pc	5.00	6.17		France CIF	France
	Gutted	5-7 kg/pc	6.50	8.02			
	Fillets	200-300 g/pc	11.50	14.18			
		800-1000	11.50	14.18			
	Caviar (Aquitaine) metal boxes		9.50	11.72			
Ribbonfish <i>Trichiurus lepturus</i>	Whole, IWP	300-1500 g/pc	2.50	3.08		Europe CFR	Senegal
		100-200 g/pc	2.84	3.50		Taiwan CIF	Yemen
		200-300	2.84	3.50			
		300-500	2.84	3.50			
		500-700	2.84	3.50			
		700-1000	2.84	3.50			
European eel/ Anguille d'Europe/ Anguila europea <i>Anguilla anguilla</i>	Smoked	Medium	38.00	46.86	=	France wholesale	Europe
Spinycheek Grouper/ Mérout Épineux/ Mero Espinado <i>Epinephelus diacanthus</i>		1-2 kg/pc	6.77	8.35		Italy CPT	Oman
Dusky grouper Mérout noir/Mero moreno <i>Epinephelus marginatus</i>	H&G	3-5 kg/pc	4.75	5.85	=	Europe CIF	Yemen
	IWP, gutted	> 5	4.75	5.85	+		
		> 3 kg/pc	4.75	5.85	+		
White grouper/ Merou blanc/Cherna de ley <i>Epinephelus aeneus</i>	Whole, gutted	3-5 kg/pc	3.41	4.20			
		5-10	3.41	4.20			
		> 10	3.41	4.20			
	Whole	1- 2 kg/pc	9.61	11.84	+	Italy FCA	Mauritania
		2- 4	10.02	12.35	+		
		4- 7	11.90	12.74	+		
		7- 10	12.23	12.95	+		
Crimson jobfish Colas fil/Panchito hebra. <i>Pristipomoides filamentosus</i>	Whole, gutted	2- 3 kg/pc	2.80	3.45		Europe CIF	Yemen
		3- 5	2.80	3.45			
		5- 10	2.80	3.45			
Spangled emperor/ Empereur moris/ Emperador relámpago <i>Lethrinus nebulosus</i>	Whole, gutted	1- 2 kg/pc	2.68	3.30			
		2-3	2.68	3.30			
		3-5	2.68	3.30			
Common dolphinfish (Mahi Mahi)/Coryphène commune/ Lampuga <i>Coryphaena hippurus</i>	Whole, gutted	2-3 kg/pc	2.48	3.05			
		3- 5	2.48	3.05			
		5- 10	2.48	3.05			



Fish Species	Product Form	Grading	Price per kg			Reference	Origin
Trade Name			As stated	EUR	USD	& Area	
SEABASS/SEABREAM/MEAGRE							April 2018
Seabass/Bar, Loup/Lubina <i>Dicentrarchus labrax</i>	Fresh - whole farmed	200-300 g/pc	4.00	4.93	+	Greece FOB	Greece
		300-450	4.60	5.67	+		
		450-600	4.90	6.04	+		
		600-800	6.00	7.40	+		
		800-1000	7.50	9.25	=		
		> 1000	9.50	11.72	=		
		200-300 g/pc	4.20	5.18	+	Italy CIF	
		300-450	4.80	5.92	+		
		450-600	5.10	6.29	+		
		600-800	6.20	7.65	+		
		800-1000	7.70	9.50	=		
		> 1000	9.70	11.96	=		
	Fresh - whole farmed	200-300 g/pc	4.25	5.24	+	France CIF	Greece
		300-450	4.85	5.98	+		
		450-600	5.15	6.35	+		
		600-800	6.25	7.71	+		
		800-1000	7.75	9.56	=		
		> 1000	9.75	12.02	=		
		200-300 g/pc	4.24	5.23	+	Spain CIF	
		300-450	4.84	5.97	+		
		450-600	5.14	6.34	+		
		600-800	6.24	7.70	+		
		800-1000	7.74	9.55	=		
		> 1000	9.74	12.01	=		
Seabass/Bar, Loup/Lubina <i>Dicentrarchus labrax</i>	Fresh - whole farmed	200-300 g/pc	4.27	5.27	+	Germany CIF	Greece
		300-450	4.87	6.01	+		
		450-600	5.17	6.38	+		
		600-800	6.27	7.73	+		
		800-1000	7.77	9.58	=		
		> 1000	9.77	12.05	=		
		200-300 g/pc	4.25	5.24	+	Portugal CIF	
		300-450	4.85	5.98	+		
		450-600	5.15	6.35	+		
		600-800	6.25	7.71	+		
		800-1000	7.75	9.56	=		
		> 1000	9.75	12.02	=		
	200-300 g/pc	4.43	5.46	+	UK CIF		
	300-450	5.03	6.20	+			
	450-600	5.33	6.57	+			
	600-800	6.43	7.93	+			
	800-1000	7.93	9.78	=			
	> 1000	9.93	12.25	=			
	200-300 g/pc	3.90	4.81	-	Italy FCA		
	300-450	4.11	5.07	-			
	450-600	4.33	5.34	-			



Fish Species	Product Form	Grading	Price per kg			Reference	Origin	
Trade Name			As stated	EUR	USD	& Area		
SEABASS/SEABREAM/MEAGRE (cont.)							April 2018	
Seabass/Bar, Loup/Lubina <i>Dicentrarchus labrax</i>	Wild	600-800	5.77	7.12	-	Italy FCA	Greece	
		800-1000	7.48	9.22	+			
		1000-1500	9.44	11.64	+			
		1500- 2000	10.56	13.02	-			
		> 2000	13.50	16.65	-			
		200-300 g/pc	4.50	5.55	Spain CIF	Canary Island (Spain)		
		300-400	4.50	5.55				
		400-600	5.00	6.17			-	
		600-800	6.00	7.40			=	
		800-1000	7.50	9.25			-	
		1000-1500	10.00	12.33			-	
		1500-20000	20.00	24.67				
		1000-2000 g/pc	10.80	13.32			France	
		2000-3000	11.80	14.55				
		3000-4000	14.30	17.64				
	Fresh - whole - wild Atlantic	1000-2000 g/pc	na	Italy FCA	Morocco			
		> 2000	na					
		> 3000	na					
	Fresh - whole - wild Mediterranean	600-800	11.50	14.18	=	Italy CPT	Egypt	
		800-1000	11.50	14.18	=			
		1000-2000	11.50	14.18	=			
		> 2000	11.50	14.18	=			
		Farmed - Orbetello	Large	10.70	13.20	=	FCA	Italy
			Medium	9.70	11.96	=		
			Small	7.60	9.37	=		
Gilthead seabream/ Dorade royale/Dorada <i>Sparus aurata</i>	Fresh - whole farmed	200-300 g/pc	4.10	5.06	+	Greece FOB	Greece	
		300-450	4.40	5.43	+			
		450-600	4.40	5.43	=			
		600-800	5.50	6.78	-			
		800-1000	7.50	9.25	-			
		> 1000	8.80	10.85	-			
		200-300 g/pc	4.30	5.30	+	Italy CIF		
		300-450	4.60	5.67	+			
		450-600	4.60	5.67	=			
		600-800	5.70	7.03	-			
		800-1000	7.70	9.50	-			
		> 1000	9.00	11.10	-			
		200-300 g/pc	4.35	5.36	+	France CIF		
		300-450	4.65	5.73	+			
		450-600	4.65	5.73	=			
		600-800	5.75	7.09	-			
		800-1000	7.75	9.56	-			
		> 1000	9.05	11.16	-			



Fish Species	Product Form	Grading	Price per kg			Reference	Origin		
Trade Name			As stated	EUR	USD	& Area			
SEABASS/SEABREAM/MEAGRE (cont.)							April 2018		
Gilthead seabream/ Dorade royale/Dorada <i>Sparus aurata</i>	Fresh - whole farmed	200-300 g/pc	4.34	5.35	+	Spain CIF	Greece		
		300-450	4.64	5.72	+				
		450-600	4.64	5.72	=				
		600-800	5.74	7.08	-				
		800-1000	7.74	9.55	-				
		> 1000	9.04	11.15	-				
		200-300 g/pc	4.37	5.39	+	Germany CIF			
		300-450	4.67	5.76	+				
		450-600	4.67	5.76	=				
		600-800	5.77	7.12	-				
		800-1000	7.77	9.58	-				
		> 1000	9.07	11.19	-				
		200-300 g/pc	4.35	5.36	+	Portugal CIF			
		300-450	4.65	5.73	+				
		450-600	4.65	5.73	=				
		600-800	5.75	7.09	-				
		800-1000	7.75	9.56	-				
		> 1000	9.05	11.16	-				
		200-300 g/pc	4.53	5.59	+	UK CIF			
		300-450	4.83	5.96	+				
		450-600	4.83	5.96	=				
		600-800	5.93	7.31	-				
		800-1000	7.93	9.78	-				
		> 1000	9.23	11.38	-				
	wild	600-800 g/pc	16.23	20.02	+	Italy FCA	Morocco		
			800-1000	17.10	21.09			+	
			1000-2000	18.25	22.51			+	
			> 2000	16.12	19.88			-	
		farmed	200-300 g/pc	4.09	5.04	-	CPT	Greece	
			300-400	4.09	5.04	-			
			400-600	4.40	5.43	-			
		wild	400-600 g/pc	12.00	14.80	=	CPT	Egypt	
			600-800	12.00	14.80	=			
			800-1000	12.00	14.80	=			
			1000-2000	12.00	14.80	=			
		farmed	600-800 g/pc	11.00	13.57	DAP	Tunisia		
			800-1000	12.50	15.42				
				7.77	9.58			CPT	Senegal
			300-500 g/pc	7.80	9.62				
		farmed Orbetello	Large	10.70	13.20	FCA	Italy		
			Medium	9.70	11.96				
			Small	7.60	9.37				
			500-700 g/pc	10.01	12.35			Morocco	
		700-1000	9.83	12.12	+				
	1000-2000	9.98	12.31	+					
	Japanese threadfin bream/ Cohana japonaise/ Baga japonesa <i>Nemipterus japonicus</i>	Whole	100-200 g/pc	1.83	2.25	Vietnam CIF	Yemen		
200- 300			2.05	2.53					
300- 500			2.05	2.53					



Fish Species	Product Form	Grading	Price per kg			Reference	Origin
Trade Name			As stated	EUR	USD	& Area	
SEABASS/SEABREAM/MEAGRE (cont.)							April 2018
Santer seabream/ Denté nufar/Dentón nufar <i>Cheimerius nufar</i>		500-1000 g/pc	6.49	8.00	+	Italy CPT	Oman
		1000-2000	6.49	8.00	+		
Meagre/Maigre commun/Corvina <i>Argyrosomus regius</i>	Fresh - Whole farmed	500-1000 g/pc	6.50	8.02		Italy FCA	Greece
		1000-2000	6.02	7.42	-		
		> 2000	6.20	7.65	=		
		> 3000	6.20	7.65	-		
	wild	> 2000 g/pc	7.57	9.34		CIF	Egypt
		600-800 g/pc	12.00	14.80			
		800-1000	7.50	9.25	=	CPT	
		1000-2000	7.50	9.25	=		
		2000-4000	7.50	9.25	=		
		Fresh- whole, wild	> 1000 g/pc	7.50	9.25	=	



The European Fish Price Report is a monthly **GLOBEFISH** publication.

This issue was prepared by Helga Josupeit, Nada Bougouss, Felix Dent, and Silvio Alejandro Ricardo Catalano Garcia.

PRICE REFERENCE (INCOTERMS 2010)

CFR	Cost and Freight
CIF	Cost, Insurance and Freight
CIP	Carriage and Insurance Paid To
CPT	Carriage Paid To
DAT	Delivered at Terminal
DAP	Delivered at Place
DDP	Delivered Duty Paid
EXW	Ex Works
FCA	Free Carrier
FAS	Free Alongside Ship
FOB	Free on Board

PRODUCT FORM

C&P	Cooked and Peeled
FAS	Frozen at Sea
H&G	Headed and Gutted
HOG	Head on Gutted (salmon)
IQF	Individually Quick Frozen
IWP	Individually Wrapped Pack
PBI	Pinbone In
PBO	Pinbone Off
PD	Peeled and Deveined
PTO	Peeled Tail On
PUD	Peeled, Undeveined

CURRENCY RATES

		US\$	EUR
Canada	CAD	1.26	1.55
Hungary	HUF	252.18	311.40
Norway	NOK	7.75	9.60
USA	USD		1.23
EU	EUR	0.81	
Denmark	DKK	6.04	7.45
Russia	RUR	61.43	75.90

Exchange Rates: 17.4.2018

SYMBOLS

- + Price increased in original currency since last report
- Price decreased in original currency since last report
- = Updated but unchanged price
- * New insertion
- Not updated since last issue

GLOBEFISH Market Reports are available from the GLOBEFISH web site:
www.fao.org/in-action/globefish

All rights reserved. No part of FAO/GLOBEFISH European Fish Price Report may be reproduced, stored in a retrieval system, or transmitted in any form or by any means (electronic, mechanical, photocopying or otherwise), without prior permission. Requests for use of this material (including purpose and extent) should be addressed to: GLOBEFISH - Fisheries and Aquaculture Department - Food and Agriculture Organization, Viale delle Terme di Caracalla. 00153 Rome. Italy.



**Food and Agriculture
Organization of the
United Nations**

Food and Agriculture Organization of the United Nations
Fisheries and Aquaculture Policy and Resources Division
Products, Trade and Marketing Branch
Viale delle Terme di Caracalla
00153 Rome, Italy
Tel +39 06 5705 2884
www.fao.org/in-action/globefish
🐦 @FAOfish #FAOglobefish