



EUROPEAN PRICE REPORT



Issue 12/2017 December 2017

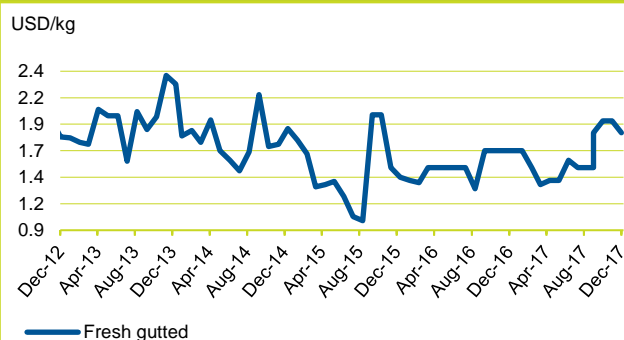
LATEST TRENDS

Demand is strong during this Christmas period, typically a time of high seafood consumption. Two categories of product are proving most popular, one being traditional products such as carp and cured cod and the other being luxury products such as lobster, oyster and crab. Prices for some species are severely elevated but this will change in most cases after Christmas and the year-end rush. However, for certain seafood items such as cephalopods, extremely tight supply means there is no end in sight for the upward trend.

GROUNDFISH

Christmas, in addition to the Lenten period, is one of the main consumption periods for cured cod, which includes both wet-salted cod and stockfish, particularly in the Southern part of the continent.

COD - in Poland (FOB, origin: Baltic Sea)



Index for prices

Groundfish	8
Flatfish	9
Tuna	10
Small Pelagics	11
Cephalopods	12
Crustaceans	15
Bivalves	18
Salmon	19
Trout	20
Freshwater fish	20
Non Traditional Species	21
Seabass-Seabream-Meagre	22

The **European Fish Price Report**, based on information supplied by industry correspondents, aims to provide guidance on broad price trends. Price information is indicative and should be used only for forecasting medium- and long-term trends. FAO is not responsible for any errors or omissions.

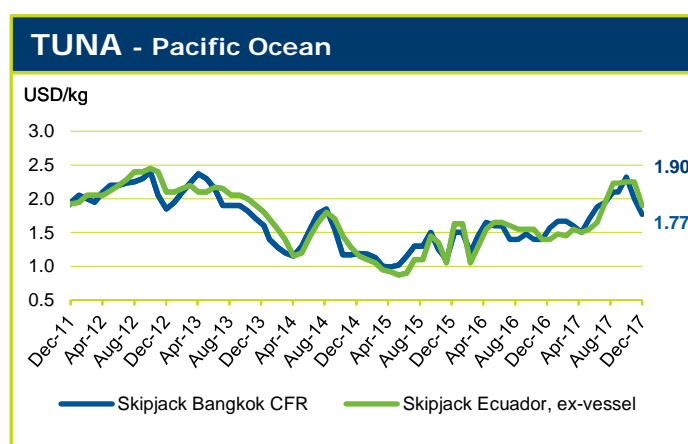
Prices for wet-salted Pacific cod (*Gadus macrocephalus*) fillets from frozen raw material are reported to be at historically high levels with little inventory available on the market, traders expecting TAC reductions, and strong demand for raw material from the USA and China. Expectations for January and February are for further increases in Pacific cod prices.

For wet-salted Atlantic cod fillets (*Gadus morhua*) from fresh raw material of Faroese and Icelandic origin, very little stock is available at present and the fisheries are coming to a close due to increasingly wintry conditions. In the Faroe Islands, in particular, available supply is almost zero. Combined with strong demand in Spain, this situation has resulted in sky high prices for cured Atlantic cod.

Increasing prices for Alaska pollock are reported in Vladivostok. In Moscow, demand is good, and although prices are reported to be stable for the time being, they are likely to rise soon. In Poland, cod landings were good during November and early December, leading to a decline from the high price levels reached earlier this year.

TUNA - BILLFISHES

Tuna prices have started to fall sharply, particularly skipjack on the Bangkok market, which is the trend setter for the whole canning sector. Fishing in the Western and Central Pacific is reported to be moderate-to-good in most areas with exception of the fishing grounds near Kiribati which are experiencing bad weather. Raw material inventories at Thai canneries remain at a healthy level as the skipjack price continues to decrease sharply.

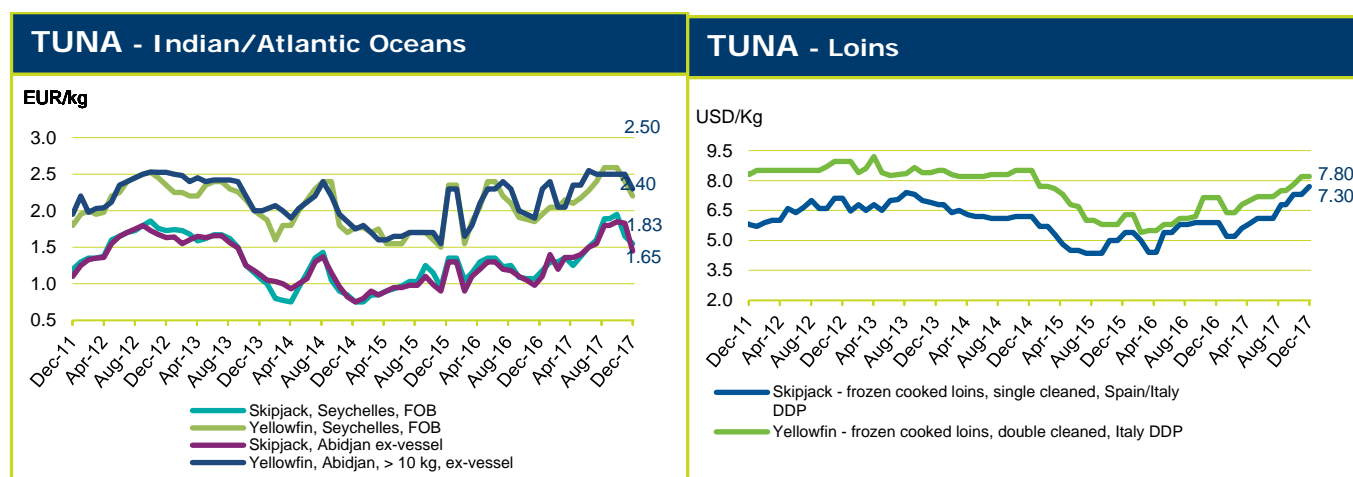


On 9 November 2017, the 2nd period of the tuna fishing ban began in the Central Eastern Pacific. This ban will last 72 days, ending on 19 January 2018, until which time 65 percent of the Ecuadorian tuna fleet will remain in port. Despite this halt in fishing activity, prices of raw skipjack have declined by 17 percent from the beginning of November, to around USD 2 100 per tonne. This unexpected decline was caused by the relatively low skipjack price in Bangkok, itself the result of weak demand for canned tuna in Europe and America. Importers in these areas are adopting a wait and see strategy, in anticipation of prices of finished material dropping even further.

Fishing effort has decreased in the Indian Ocean due to the closure of the yellowfin fishery to the Spanish fleet. Raw material inventories at local canneries remain healthy but transshipment activities have reduced. Skipjack and yellowfin prices have fallen in line with the broader market situation.

Catch rates in the Atlantic Ocean are reported to have slowed down while raw material inventories at local canneries remain at a moderate level. Following the global trend, both skipjack and yellowfin prices have decreased. The annual 2-month FAD closure for the Atlantic will come into effect from 1 January 2018.

European prices for both skipjack and yellowfin have fallen while market prices for cooked, double cleaned yellowfin loins remain stable. However, market activity is slow due to the upcoming year-end holidays and the impending arrival of duty-free quota loins.



SMALL PELAGICS

Herring catches in the Baltic are still good, but will come to a halt once the water begins to ice. In Poland, herring prices fell while sprat prices rose due to low supply. However, the latter product is still one of the fish species with the lowest price points, selling at USD 0.18 per kg.

Pacific herring is in ample supply and is selling at record low price levels in Vladivostok. On the Moscow market, however, the fish is marketed at the same price as one month ago.

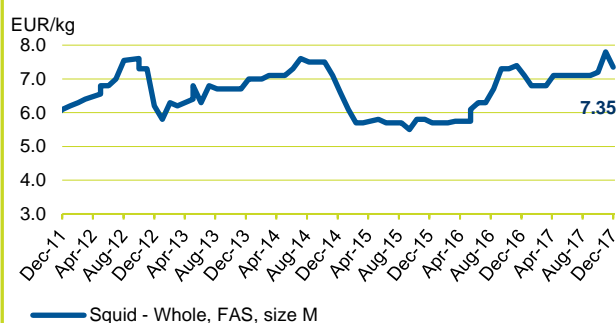
CEPHALOPODS

After the seasonal catch ban, squid catches in South Africa were reported to be good, with mostly large sizes being landed. Offer prices on the European market have come down somewhat from the record level reached in November, due to good supply from South Africa.

Cuttlefish, meanwhile, is reported to be in low demand which is leading to declining prices.

Octopus prices remain very high, with small octopuses selling at a level exceeding EUR 10.00 per kg and large octopuses easily reaching EUR 11.00. Most of the octopus supply is coming from Morocco and Mauritania, supplemented by some limited arrivals from Indonesia. During December, however, landings in Indonesia declined, and prices of octopus are now rising daily.

SQUID - in Italy, origin: South Africa

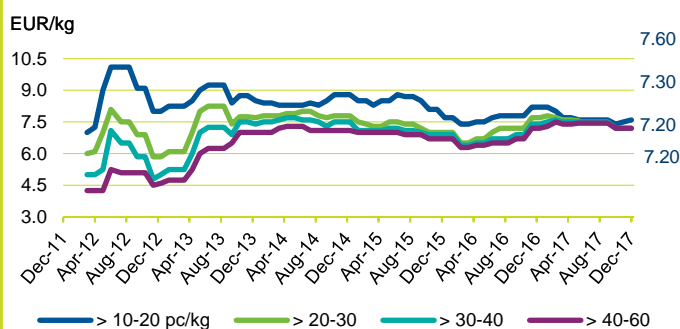


CRUSTACEANS

Surprisingly, demand for shrimp, generally an important component of Christmas dishes, is reported to be relatively weak on the European market. As a result, prices are stable or even declining, especially for the smaller sizes.

In Argentina there are no stocks of frozen on board shrimp available, and the demand for the on land production is beginning to push prices upward. In Europe, the Christmas campaign is at its height with good sales, stable prices and supply problems as yet undetected. The only exceptions are the large shrimp, such as 10/20, for which an upward trend is reported. Earlier in 2017, the price differential between large and small shrimp had been decreasing but this trend has now reversed.

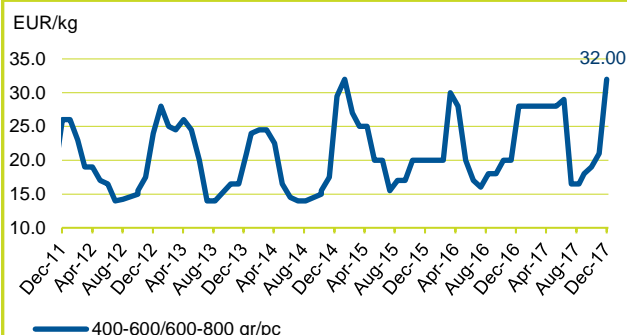
ARGENTINA RED SHRIMP - origin:



Norway lobster is in good demand leading up to the Christmas festivities, with prices for large specimens increasing on the Spanish and Italian market.

European lobster is in very strong demand and, with little local fishing activity at present, prices have soared and are now exceeding EUR 32.00 per kg. Similarly, crab prices are also increasing by the hour, approaching EUR 3 per kg.

EUROPEAN LOBSTER - in Europe, origin:

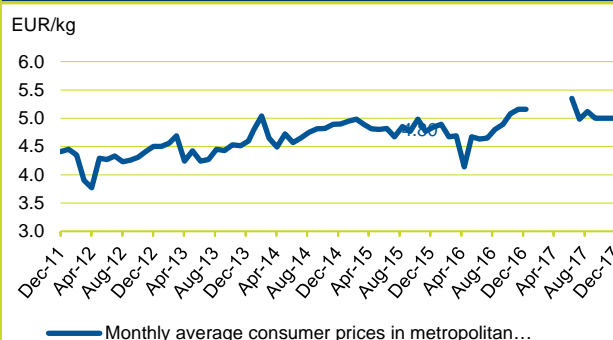


BIVALVES

Mussel sales in France are stable, as the winter months are not a typical consumption period. All products forms are well represented, with Spanish mussels selling in the lower price bracket and the French bouchot mussel positioned in the upper price category, selling at around EUR 5.00 per kg.

The oyster season is expected to pick up again as we enter the festive period. According to the mortality monitoring bulletin from the French scientific institution IFREMER, dated 09/11/2017, the average cumulative mortality rate is 65.4 percent at the national level for seed oysters with high regional variation. Juvenile and adult oysters are reported as having much lower mortality rates (7 percent and 6.9 percent respectively). Overall, according to the IFREMER monitoring programme up to early-November, seed mortalities are similar to 2016 levels whereas juvenile and adult mortality rates are below last year's levels. Summer oyster growth is reported to have been disappointing and a shortage of large oysters is expected for the end of year season. Oysters in France typically sell at EUR 4.60 per kg (No 3 size), but are selling retail at EUR 17.60 for the dozen. Some special oysters during this period can sell at EUR 2.80 per piece.

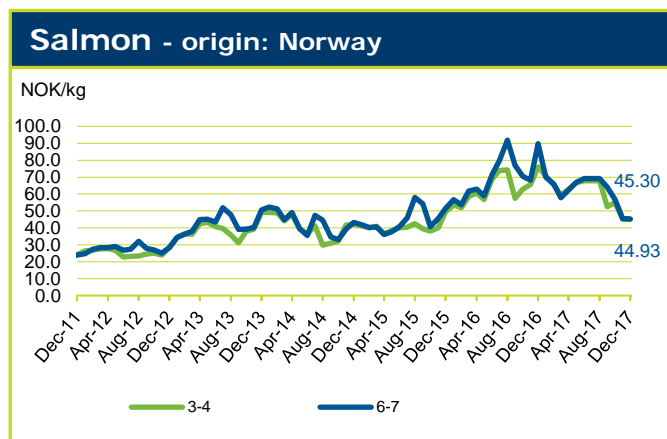
MUSSEL BOUCHOT - in France



SALMON

As we approach the festive period, it is becoming increasingly clear that the salmon farming sector will fall some way short of achieving the spectacular profits seen at the end of 2016 as salmon prices soared. Indeed, aggregate prices for farmed Atlantic salmon as reflected by the Fish Pool Index in week 49 of 2017 were 36 percent below the same week in 2016 at NOK 50.95 per kg, and only slightly up from a few weeks ago when prices reached their lowest level in 2 years. The primary cause of the decline is the significantly higher harvest

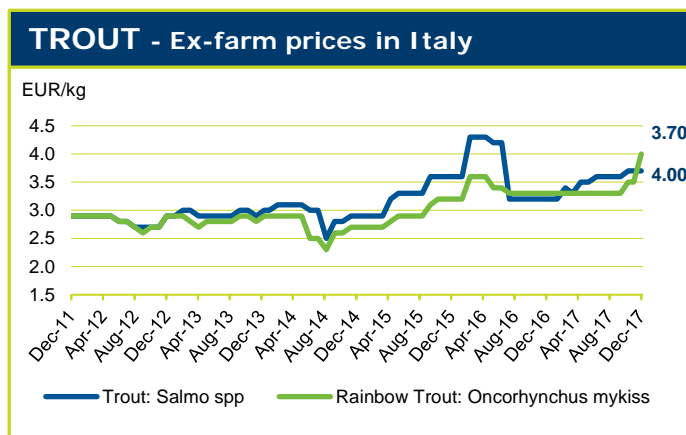
volumes coming out of Norway in the latter half of the year, which has resulted in an excess supply of unsold fish, depressing prices for farmed Atlantics across the continent. This drop was widely expected by the industry, but the sustained effect was perhaps somewhat less anticipated. Reports suggest that excellent biological performance at Norwegian farms, meaning good growth rates and reduced disease mortalities, has provided a further boost to supply volumes and resulted in 10 percent higher biomasses compared with the same period last year. The impact of the situation is clearly evident in Norway's salmon export figures for November in the most recent report of the Norwegian Council (NSC), with total exported value for the month down 5 percent compared with November 2016, even as total volume increased 11 percent to 103 000 tonnes.



The divergence between the expected impact of the volume spike and the reality has been reflected in forward price trends for December 2017 and early 2018, which have been revised downward over the last few weeks to NOK 52.40 per kg for December and NOK 55 per kg for the first quarter of 2018. Although underlying demand growth is still strong, the lower price level will take time to pass onto consumers and the current supply surplus combined with the 5 – 7 percent increase in Norwegian production anticipated for next year will slow upward price movement for some time to come.

TROUT

The conditions that boosted biological performance of farmed salmon has had the same effect on farmed Norwegian trout, pushing biomasses above the equivalent period last year. In the case of trout, however, supply has steeply declined in the last 2 years and the current biomass level is still well below that observed in 2015. As a consequence, prices remain high despite the 36 percent increase in exported volume for November reported by the NSC. Belarus and Japan remain the top destinations for exported Norwegian trout. Meanwhile, in Italy, trout prices are stable. Trout is generally not a very prominent product for Christmas sales.

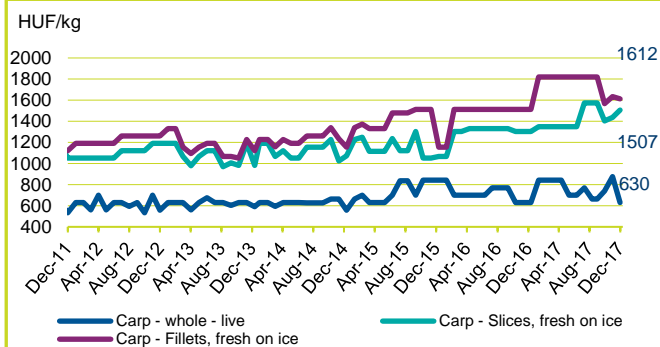


FRESHWATER FISH

This is the main sales period for carp in Hungary and in Germany. Demand is very strong, but prices are reported to be stable or even declining slightly.

Nile perch supplies seem to have recovered after very limited arrivals during the third quarter of the year. Sales prices at retail outlets have dropped to EUR 9.99 per kg, down from EUR 17.99 per kg in October.

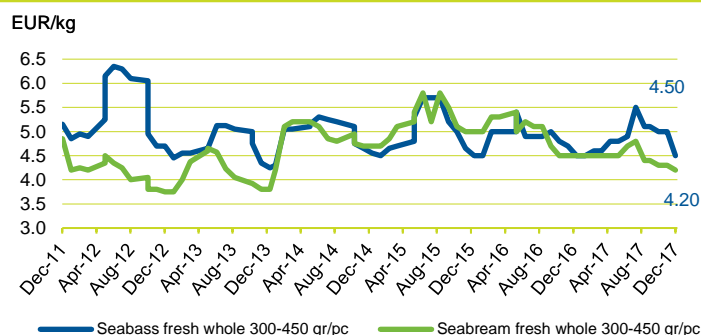
CARP - in Europe, origin: Hungary



SEABASS - SEABREAM - MEAGRE

Turkey and Greece, the two largest suppliers to the European bass and bream market, both increased their harvest and export volumes substantially this year. This increase has been relatively more pronounced for bream, pushing prices down on the major Italian market to 4-year lows for the 300-450g size. Bass prices for the equivalent size are at comparable levels to the last few years once seasonal trends are taken into account. However, reports from wholesale markets in Spain suggest that on that market there has been slight decline for farmed bass, again on a seasonally-adjusted basis. Christmas is typically the low point for bass and bream prices, which are more of a summer seafood item, but the usual uptrend in early 2018 will have to contend with further supply increases from Turkey, which stocked large quantities of juveniles last year. In Greece, meanwhile, the expected consolidation of leading Greek aquaculture companies Selonda and Nireus, following the currently ongoing sales process, is anticipated to be a positive development for the industry as a whole, set to boost investment and innovation in marketing and production and provide renewed strategic direction for the Greek sector.

SEABASS/SEABREAM - in Italy origin: Greece



consolidation of leading Greek aquaculture companies Selonda and Nireus, following the currently ongoing sales process, is anticipated to be a positive development for the industry as a whole, set to boost investment and innovation in marketing and production and provide renewed strategic direction for the Greek sector.

EUROPEAN PRICE REPORT

Fish Species Trade Name	Product Form	Grading	Price per kg			Reference & Area	Origin		
			As stated	EUR	USD				
GROUND FISH								December 2017	
Cod/Cabillaud, Morue/ Bacalao <i>Gadus morhua</i>	Fresh gutted		1.54	1.82	-	Poland FOB	Baltic Sea		
	IQF portion, single frozen	100-150 g/pc	7.30	8.60	=	Italy CIF	Iceland		
	Fresh - fillet	50-100 g/pc	4.00	4.71		CPT	Denmark		
		100-200	6.10	7.19	-				
		200-400	8.68	10.23					
	Fresh - Whole	1-2 kg/pc	5.75	6.78	-				
		2-4	6.07	7.15	-				
	Fresh gutted	2-3 kg/pc	6.27	7.39				Poland	
	Fresh - fillet	100-200 g/pc	5.08	5.99	-				
		200-400	6.65	7.84	-				
	Fillet- IQF	500-1000g/pc	4.05	4.77		FCA CIF	Spain		
			4.30	5.07	=				
	<i>Gadus macrocephalus</i>	Fillet - wet salted - 1st quality produced from fresh raw material	700-1000 g/pc	9.30	10.96		Italy DDP	Iceland	
		Portion single frozen, 10% glaze	100-150 g/pc	7.30	8.60		CIF		
		Stockfish	700 g/pc	23.00	27.11		DDP	Norway	
			60-80 g/pc	28.70	33.82	=	FCA		
Fillet - wet salted - 1st quality produced from frozen raw material		400-700 g/pc	8.70	10.25	=	Italy CIP	Denmark		
Fillet- thawed			12.20	14.38	*				
H&G		1-2 lb/pc	3.93	4.63	+	Europe CIF	Alaska/USA		
		2-3	4.08	4.81	+				
		3-9	3.35	3.95					
Whole, longline			3.87	4.57	*				
		3.46	4.08	*					
Hake/Merlu/Merluza <i>Merluccius capensis</i>	Minced block		1.74	2.05	+	Namibia FOB for Spanish market	Namibia		
	IQF portion, trapeze	90-110 g/pc	6.40	7.54	+	Italy CIF			
	IQF	100-200 g/pc	6.20	7.31		Europe DDP	South Africa		
	Fresh - whole	100-200 g/pc	4.20	4.95	-	Italy CPT	Croatia		
		200-300	5.08	5.99	*				
	Fresh - gutted	200-300 g/pc	5.43	6.40	+				
	<i>Merluccius productus</i>	300-400	6.51	7.67	-				
Fillet, PBO			2.29	2.70	=	Spain EXW	USA		
	Minced block		1.48	1.75	=				
Alaska pollack/Lieu de l'Alaska/Colin de Alaska <i>Theragra chalcogramma</i>	H&G	>25	1.09	1.28	+	Russian Fed. wholesale Vladivostok	Russian Fed.		
		>30	0.81	0.95					
		>25	1.27	1.28	-			wholesale Moscow	
Surimi (Alaska pollack)	Stick - Paprika	250 g/pc	2.51	2.96		France CFR	Spain		
Hoki <i>Macruronus magellanicus</i>	H&G	100-300 g/pc	1.63	1.92		Spain FOB			
		300-500	1.63	1.92					
		500-900	1.63	1.92					
Haddock/Eglefin/Eglofino <i>Melanogrammus aeglefinus</i>	H&G	< 0.8 kg/pc	no quotation			Sweden FCA	Norway		
Ling/Lingue franche/ Maruca <i>Molva molva</i>	Fillet - wet salted Produced from fresh raw material 1st quality	1-1.5 kg/pc	5.90	6.95		Italy DDP	Faeroe Islands		
Monkfish/Baudroie/ Rape <i>Lophius spp.</i>	Fresh - Tail	< 0.3 kg/pc	10.46	12.33	+	Italy CPT	UK		
		0.3-0.5	11.11	13.09	+				
		0.5-1	11.50	13.55	+				
		1-2	11.73	13.82	+				
		> 2	12.50	14.73	+				
	Fresh - whole	0.5-1 kg/pc	5.84	6.88	-	FCA	France		
1-2	6.45	7.60	+						

EUROPEAN PRICE REPORT

Fish Species Trade Name	Product Form	Grading	Price per kg			Reference & Area	Origin
			As stated	EUR	USD		
GROUND FISH (cont.)						December 2017	
John Dory/ Saint Pierre Pez de San Pedro <i>Zeus faber</i>	Frozen skin-on PBO, chemical free, 100% net weight, IQF,Bulk, frozen weight +count	60-100 g/pc	7.97	9.40		Germany CFR	China
		100-150	0.85	1.00			
		150-200	8.90	10.50			
		200-300	9.33	11.00			
	Fresh - gutted	600-800 g/pc	11.00	12.96		Italy CPT	Senegal
		800-1000 1000-2000	11.90 14.02 + 11.00 12.96				
Fresh- whole	600-800 g/pc 800-1000 1000-2000	9.27 10.93 + 11.95 14.08 + 11.95 14.08 +	FCA	Spain			
Sand steenbras/𐐇 Marbré/ Herrera <i>Lithognathus mormyrus</i>	Fresh	300-500 g/pc	9.00 10.61 +		Morocco		
		500/700	9.01 10.62 -				
		700/1000	9.10 10.72 +				
		Mixed	8.77 10.34				
FLATFISH						December 2017	
Turbot/Rodaballo <i>Psetta maxima</i>	Fresh - whole farmed	0.5-1 kg/pc	7.45 8.78	Spain CIF	Spain		
		1-2	7.50 8.84				
		2-3	7.70 9.07				
		3-4	9.70 11.43				
	Fresh - whole wild	< 0.5 kg/pc 0.4-0.6 0.5-0.8 0.5-1 0.8-1 1-2 2-3 3-4 4-6	9.10 10.72 3.90 4.60 15.98 18.83 11.85 13.97 10.70 12.61 12.85 15.14 13.50 15.91 23.20 27.34 27.95 32.94		Netherlands		
	Fresh - whole farmed	0.4-0-6 kg/pc 0.6- 0.8 0.8-1 1-1.5 1.5-2 2-2.5 2.5-3 3-4 0.5-1 0.7-1 1-2 2-3 3-4 > 4	8.53 10.05 8.33 9.82 + 8.65 10.19 + 8.22 9.69 + 8.20 9.66 + 8.85 10.43 - 10.10 11.90 + 11.36 13.39 - 8.90 10.49 10.41 12.27 + 11.64 13.72 + 11.81 13.92 + 12.80 15.09 * 26.00 30.64 +	Italy CPT	Spain/Portugal		
			Netherlands				
	Fresh - gutted	0.7-1kg/pc 1-2	9.07 10.69 + 10.36 12.21 +				
Sole/Sole/ Lenguado <i>Solea vulgaris</i>	Fresh - whole wild	< 175 g/pc	13.00 10.80	Spain CIF	Netherlands		
		170-200	13.40 15.79				
		200-300	14.55 17.15				
		200-250	17.45 20.57				
		300-500	18.40 21.69				
		400-500	18.65 21.98				
	Fresh - whole wild	200-300 g/pc 300-400 No. 3 No. 4 No. 5	17.70 20.86 22.45 26.46 14.93 17.60 11.50 13.55 6.20 7.31	Italy CPT	France		
	Fresh - whole	No. 2 No. 3 No. 4	15.60 18.39 - 12.73 15.00 - 13.76 16.22 +		Netherlands		
Fresh - gutted	No. 2 No. 3 No. 4 No. 5	13.16 15.51 - 11.72 13.81 - 10.33 12.17 - 10.09 11.89 +					

EUROPEAN PRICE REPORT

Fish Species Trade Name	Product Form	Grading	Price per kg			Reference & Area	Origin
			As stated	EUR	USD		
FLATFISH (cont.)							December 2017
Sole/Sole/ Lenguado <i>Solea vulgaris</i>	Fresh - whole	No. 2	14.91	17.57	Italy CIF	Netherlands	
		No. 3	14.15	16.68			
		No. 4	9.92	11.69			
European plaice/ Plie d'Europe/ Solla europea <i>Pleuronectes platessa</i>	Fresh - whole	300-400 g/pc	3.80	4.48	Spain CIF		
		400-600	5.00	5.89			
		> 600	5.40	6.36			
	IQF, white skin-on, 25% glaze	No. 2	3.70	4.36 +	Netherlands FOB for Italian market		
IQF skin-off, 25% glaze		4.10	4.83 +				
European Flounder/ Flet d'Europe/ Platija europea <i>Platichthys flesus</i>	Fresh - fillets skin-on skinless whole	Large	3.75	4.42	Italy CPT		
		Large	5.75	6.78			
			2.19	2.58			
			1.51	1.78	FCA CPT		
	1.65	1.94 *	Denmark				
Yellowtail flounder/ Limande à queue jaune/ Limanda <i>Limanda ferruginea</i>	Frozen- whole	Large	2.06	2.43	Europe CIF	North Atlantic	
Common dab/ Limande/ Limanda <i>Limanda limanda</i>	Frozen- whole	Small	2.25	2.65			
		Large	2.62	3.09			
Greenland Halibut/ Reinhardtius hippoglossoides	Fillet - skinoff, boneless, blockfrozen		No quotations		Denmark FOB	Greenland	
TUNAS/BILLFISHES							December 2017
Tuna/Thon/Atún <i>Thunnus spp.</i>	Skipjack - whole		1.44	1.70 -	Bangkok CFR	Western/Central Pacific Ocean	
	Skipjack - whole		1.61	1.90 -	Ecuador	Eastern Tropical	
	Yellowfin - whole		1.87	2.20 -	ex-vessel	Pacific Ocean	
	Skipjack - whole		1.48	1.74 -	Seychelles	Indian Ocean	
	Yellowfin - whole		2.20	2.59 -	FOB		
	Skipjack - whole		1.45	1.71 -	Abidjan	Atlantic Ocean	
	Yellowfin - whole	> 10 kg	2.30	2.71 -	ex-vessel		
	Skipjack - whole	1.8-3.4 kg/pc	1.70	2.00 -	Spain CFR	Various origins	
	Yellowfin - whole	> 10 kg	2.40	2.83 -			
	Skipjack - cooked & cleaned loins - vacuum packed	double cleaned	6.53	7.70 =	Italy DDP	Solomon Islands	
	Yellowfin - cooked & cleaned loins - vacuum packed	double cleaned	6.95	8.20 =		Kenya/Mauri- tius/Solomon Is.	
	Skipjack	> 1.8 kg/pc	1.74	2.05 =	Tunisia CFR	Ivory Coast	
			1.46	1.73		Ghana	
	Yellowfin- whole	> 10 kg 3-10 kg/pc	2.60	3.06 *	Spain DAT	Atlantic Ocean	
			1.77	2.09 *			
	Yellowfin- frozen loins		6.20	7.32 *	DDP	Eastern Pacific	
	Skipjack - whole	> 3.5 kg	1.80	2.12 *	DAT	Atlantic Ocean	
	Skipjack- frozen loins		6.77	7.97 *	DDP	Eastern Pacific	
	Bigeye- frozen loins		6.02	7.10 *			
	Bigeye- whole	> 10 kg	2.23	2.62 *	DAT	Atlantic Ocean	
	Skipjack - whole		1.78	2.10 -	Europe CFR	Ecuador	
	Yellowfin - pre-cooked loins	double cleaned	6.36	7.50 -			
		single cleaned	5.93	7.00 -			
	Skipjack - pre-cooked loins		5.26	6.20 -			
Swordfish/Espadon/ Pez espada <i>Xiphias gladius</i>	Fresh- whole		14.20	16.74 =	France, wholesale	Atlantic	
	Frozen- filet, vacuum		8.40	9.90 =		Spain	
	Fresh - gutted Whole Mediterranean	< 12 kg/pc	6.98	8.23 -	Italy FCA		
		13-18	7.04	8.30 +			
		19-25	7.04	8.30 +			
		26-35	7.00	8.25 -			
	Whole Atlantic	19-25	6.26	7.38 =		Morocco	
		26-35	6.62	7.80 +			
		36-50	6.62	7.80 +			
> 50		6.62	7.80 +				

EUROPEAN PRICE REPORT

Fish Species Trade Name	Product Form	Grading	Price per kg			Reference & Area	Origin		
			As stated	EUR	USD				
SMALL PELAGICS								December 2017	
Mackerel/Maquereau/ Caballa <i>Scomber scombrus</i>	Fresh - whole		2.85	3.36		Italy CPT	Belgium		
			2.26	2.66	-		UK		
			2.90	3.42	+		Norway		
			2.91	3.43	+		France		
		4-6 pc/kg	2.11	2.49	+				
	Fresh - Fillets butterfly cut		4.59	5.41	+				
			4.62	5.44	+				
Indian mackerel/ Maquereau des Indes Caballa de la India <i>Rastrelliger kanagurta</i>	Whole, IQF	1-6 pc/kg	0.93	1.10	*	Tanzania CIF	Yemen		
	Whole, frozen block		0.89	1.05	*				
Mackerel/Maquereau/ Caballa <i>Scomber scombrus</i>	Whole	3-4 pc/kg	1.05	1.24		Spain FOB	Spain		
Horse Mackerel/ Chincard/ Jurel <i>Trachurus spp</i>	Whole	> 24 cm/pc	1.23	1.45		Morocco FOB for European market	Morocco		
Herring/Hareng/Arenque <i>Clupeidae</i>	Fresh - fillet		2.49	2.93	-	Italy CPT	Denmark		
	Fresh - whole	250-300 g/pc	0.72	0.85	-	Russian Fed. wholesale Moscow	Russian Fed.		
		> 350	1.52	1.79					
		> 25	0.75	0.88		Russian Fed. wnolesale Vladivostok			
		> 300	0.48	0.57	-				
		> 250	0.91	1.07					
Sprat/Sprat/Espadin <i>Sprattus sprattus</i>	70-100 g/pc	0.25	0.29	-	Poland FOB	Baltic			
		0.15	0.18	+					
Sardine/Sardine/ Sardina <i>Sardina pilchardus</i>	Fresh - whole		0.88	1.04	-	Italy CPT	Croatia		
			1.42	1.67	*		Spain		
			1.00	1.18			Italy		
			1.95	2.30			France		
	Fresh - fillet		4.43	5.22		FCA	UK		
			3.60	4.24			Spain		
			3.80	4.48	-		Croatia		
	Whole, IQF, 3% glaze H& G		1.06	1.25	-	CPT	Italy		
			6.00	7.07	=				

EUROPEAN PRICE REPORT

Fish Species Trade Name	Product Form	Grading	Price per kg			Reference & Area	Origin	
			As stated	EUR	USD			
CEPHALOPODS								
December 2017								
Squid/Encornet/Calamar <i>Loligo</i> spp.	Whole	S (< 18 cm)	6.30	7.42	+	Italy CIF	South Africa	
		M (18-25)	7.35	8.66	+			
		L (25-30)	7.55	8.90	+			
		XL (>30)	7.55	8.90	+			
		S (< 18 cm)	6.30	7.42	*	Europe CFR		
		M (18-25)	7.10	8.37	*			
		L (25-30)	7.30	8.60	*			
		XL (>30)	7.30	8.60	*			
		S (< 18 cm)	6.77	7.98	-	Italy EXW		
		M (18-25)	7.85	9.25	+			
		Frozen	11-14 cm	2.80	3.30	Europe CIF		USA
		whole, block frozen	< 5	6.19	7.30			
6-15	5.43		6.40					
10-40	3.86		4.55					
> 40	3.35		3.95					
<i>Loligo gayi</i>	Whole	18-22 cm	7.65	9.02	Italy EXW	Falkland/ Malvinas Isl.		
		15-18	5.50	6.48				
		12-16	4.31	5.08				
	Squid tentacles		18.42	21.71	CPT			
<i>Loligo vulgaris</i>	Whole, thawed		5.36	6.32	*	Argentina		
	Fresh - whole	100-300 g/pc	14.55	17.15	Italy FCA	Morocco		
		300-400	11.50	13.55				
		400-600	12.45	14.67			-	
		600-1000	13.50	15.91				
		< 100 g/pc	4.55	5.36	+	CPT	UK	
		100-300	6.16	7.26	-			
		300-500	8.00	9.43				
			10.25	12.08	-			
	100-200 g/pc	6.32	7.45	-		Croatia		
						France		
	Whole, IWP, block	21-25 cm	9.90	11.67	+	CIF	Morocco	
			9.50	11.20				
		16-20 cm	9.20	10.84	FOB			
			9.61	11.33		+		
		11-15 cm	8.60	10.14	+	CIF		
			8.20	9.66				
	Whole, block	16-20 cm	9.00	10.61	FOB			
		7.90	9.31					
21-25 cm		8.57	10.10	CIF				
		8.19	9.65					
6-10 cm		7.54	8.89	FOB				
		7.91	9.32		+			
Thawed	21-25 cm	9.74	11.48	CIF	CPT			
	11-25 cm	9.55	11.26					
	100-200 g/pc	8.00	9.43			=		

EUROPEAN PRICE REPORT

Fish Species Trade Name	Product Form	Grading	Price per kg			Reference & Area	Origin
			As stated	EUR	USD		
CEPHALOPODS (cont.)							December 2017
Squid/Encornet/Calamar <i>Loligo vulgaris</i> <i>Loligo forbesi</i> <i>Loligo duvaucelli</i>	Whole	2 small	6.00	7.07 =	Mauritania FOB for European market	Mauritania	
		3 small	5.80	6.84 =			
		4 small	4.50	5.30 =			
		small	7.00	8.25 =			
		medium	7.40	8.72 =			
		large	7.40	8.72 =			
	Fresh - whole	300-700 g/pc	15.80	18.62	Italy CPT	Portugal	
	Whole block		4.37	5.15 *	Europe CIF	India	
	Whole cleaned,	< 5 < 10 11-20 21-40	3.56	4.20	Germany CFR		
			4.75	5.60			
4.49	5.30						
3.31	3.90						
Squid/Encornet/Calamar <i>Loligo chinensis</i> <i>Dosidicus gigas</i>		< 3	3.94	4.65		China	
		3-6	3.22	3.80			
		6-10	2.80	3.30			
		10-15	2.46	2.90			
		15-20	2.12	2.50			
	Raw fillet	2-4 kg/pc	0.84	0.99	Europe CFR	Chile	
			1.44	1.70			Peru
	Raw tentacle	1-2, 2-3 kg/pc < 1, 1-2 > 2	0.84	0.99		Chile Peru	
			1.36	1.60			
			1.40	1.65			
	Raw wings whole without cartilage		0.51	0.60		Chile Peru	
			1.06	1.25			
	Necks open with cartilage		0.55	0.65		Chile Peru	
			1.36	1.60			
	Darum membraneless		5.09	6.00			
Boiled wings - skin-on		1.95	2.30				
Squid rings - thawed		4.14	4.88 +	Italy CPT			
Squid stripes - thawed		2.64	3.11 +				
Squid tentacles		2.89	3.41 +				
Octopus/Poulpe/Pulpo <i>Octopus vulgaris</i>	Whole- FAS	T3	12.20	14.38		Morocco	
		T5	11.09	13.07			
	Whole, cleaned, thawed		11.85	13.97 +			
	Whole, thawed	T6	10.30	12.14 +	FOB CIF		
		T5	11.30	13.32 *			
	Whole, bloc	T6	8.44	9.95	FOB CIF		
		T7	8.90	10.49 +			
			8.20	9.66 +	FOB CPT	Italy	
			7.71	9.09			
	Fresh	T1	11.00	12.96 -	FCA	Portugal Spain	
		T5	8.88	10.47			
		T6	8.42	9.92			
		T4	8.88	10.47 *			
	Whole - FAS	T1	14.25	16.79 +	Morocco FOB, for Spanish market	Morocco	
		T2	13.25	15.62 +			
		T3	12.25	14.44 +			
		T4	11.25	13.26 +			
		T5	10.50	12.37 +			
	Sushi slice 100% net weight	7 g/pc 9 g	14.41	17.00 +	Europe CFR	Indonesia	
	boiled cut 100% net weight		8.77	10.35 +			
Flower type 90% net weight	1-2 kg/pc >2	4.75	5.60 + 5.34 6.30 -				
Frozen in land, pots and glaciers, 1° and 2°	T3 T4 T5 T6 T7 T8	12.04	14.20 +	Mauritania FOB	Mauritania		
		11.19	13.20 +				
		10.26	12.10 +				
		8.75	10.33 +				
		8.49	10.01 +				
		8.04	9.49 +				
FAS	T3 T4 T5 T6 T7 T8	11.87	14.00 +				
		11.02	13.00 +				
		10.09	11.90 +				
		8.58	10.13 +				
		8.32	9.81 +				
		7.87	9.29 +				

EUROPEAN PRICE REPORT

Fish Species Trade Name	Product Form	Grading	Price per kg			Reference & Area	Origin	
			As stated	EUR	USD			
CEPHALOPODS (cont.)							December 2017	
Octopus/Poulpe/Pulpo <i>Eledone moschata</i>	Fresh		3.25	3.83	-	Italy CPT	Croatia	
			3.45	4.07		FCA	France	
			4.20	4.95		CPT	Italy	
			3.60	4.24	-	FCA	Spain	
		extra	10.44	12.30	+		Croatia	
		small	7.52	8.86	-			
	medium		3.64	4.29	-			
		Frozen	80-120 g/pc	4.70	5.68	-		Tunisia
			50-80	5.35	5.90			
	< 50		5.50	6.07				
	Fresh		8.50	10.02	=	France, wholesale	Europe	
	Frozen		7.50	8.84	=			
Cuttlefish/Seiche/ Sepia <i>Sepia spp.</i>	Whole, cleaned, IQF	< 10 pc/kg	5.51	6.50		Germany CFR	India	
	20% glaze	11-20	5.51	6.50				
	Fresh - whole	300-500 g/pc	4.92	5.80		Italy CPT	France/UK	
		200-300	4.05	4.77	-			
		500-1000	4.76	5.61	-			
	Fresh - whole, superior	300-500 g/pc	6.97	8.21				
		500-1000	7.00	8.25				
	Frozen- whole	50-100 g/pc	4.29	5.06	*	CFR	Yemen	
		100-200	4.32	5.10	*			
		200-300	4.29	5.06	*			
		300-500	4.37	5.15	*			
		400-600	4.29	5.06	*			
		600- 1000	4.29	5.06	*			
		500-1000	4.37	5.15	*			
		1000- 2000	4.32	5.10	*			
		200- 300 g/pc	4.75	5.60	*	Europe CIF		
		300- 500	4.80	5.66	*			
		500- 1000	4.80	5.66	*			
		300-500 g/pc	5.03	5.93	*	Italy CIF	Oman	
		500-1000	5.03	5.93	*			
		1000-2000	5.03	5.93	*			
	IQF, cleaned, 20% glaze	100-200 g/pc	7.72	9.10	+	FOB	Morocco	
		200-300	7.00	8.25				
		300-400	7.72	9.10	+			
		400-600	7.00	8.25				
		600-800	7.00	8.25				
	Frozen, whole block	< 10 pc/kg	4.83	5.70	-	Europe	India	
		11-20	4.54	5.35	-			
	Frozen, whole block, cleaned		5.30	6.25	=	CIF		
			6.33	7.47	-			
	Whole, cleaned, 5*4 kg block	5-7 pc/kg	6.61	7.80	-	CFR		
		8-12	5.30	6.25	-			
		13-20	4.62	5.45	-			
	Whole, cleaned, 10kg pack	5-7 pc/kg	5.51	6.50	+			
		8-12	5.09	6.00	+			
Fresh- whole, cleaned		13.50	15.91	=	France wholesale	France		
		13.50	15.91	=		Europe		
Frozen, whole		3.20	3.77	=				
Frozen, slices		9.00	10.61	=				

EUROPEAN PRICE REPORT

Fish Species Trade Name	Product Form	Grading	Price per kg			Reference & Area	Origin		
			As stated	EUR	USD				
CRUSTACEANS								December 2017	
Whiteleg shrimp/ Crevette pattes blanches/Camarón patiblanco <i>Penaeus vannamei</i>	PD, chemical treatment 100% net weight treated with non-phosphate	31-40 pc/lb	8.73	10.30	-	Europe CFR	Indonesia		
		41-50	8.18	9.65	-				
		51-60	7.88	9.30	-				
		61-70	7.54	8.90	-				
		71-90	7.29	8.60	-				
		91-120	6.95	8.20	-				
	PUDT, 6*2 block, 100% net weight	51-60 pc/kg	7.46	8.80	=	Germany CFR	India		
		61- 70	7.21	8.50	=				
		71- 90	6.95	8.20	=				
	PD, 6*2 block, 100% net weight	31-40 pc/lb	10.00	11.80			South/Central America CIF for European main ports	Central America	
		41-50	9.16	10.80					
		51- 60	8.65	10.20					
		61- 70	7.97	9.40					
PD, IQF 20 % glaze, treated	26 – 30 pc/ lb	9.75	11.50	*	Germany CFR	Vietnam			
	31 – 40	9.33	11.00	*					
	41 – 50	8.39	9.90	*					
	51 – 60	7.93	9.35	*					
PD, cooked, IQF, 20 % glaze	61 - 70	7.54	8.90	*					
	60 – 80 pc/ lb	6.27	7.40	*					
Head-on, Shell-on	30-40 pc/kg	9.10	8.75		South/Central America CIF for European main ports	Central America			
	40-50	6.02	7.10						
	50-60	7.20	6.35						
	60-70	6.80	6.10						
	70-80	6.30	5.85						
	80-100	4.83	5.70						
	> 100	4.15	4.90						
Giant river prawn/ Bouquet géant/ Langostino de río <i>Macrobrachium rosenbergii</i>	HLSO Easy peel, IQF, 25 % glaze, 75 % net weight	<5 pc/lb	9.33	11.00	*	Germany CFR	Bangladesh		
		6- 8	7.80	9.20	*				
		8- 12	7.12	8.40	*				
		13- 15	6.82	8.05	*				
Argentine red shrimp/ Salicoque rouge/ d'Argentine/Camarón langostín argentino <i>Pleoticus muelleri</i>	Head-on, shell-on	10-20 pc/kg	7.60	8.96	+	Spain EXW	Argentina		
		20-30	7.30	8.60	+				
		30-40	7.20	8.49	=				
		40-60	7.20	8.49	=				
	21-25 pc/kg	9.38	11.06		Europe CIF	Suriname			
		31-40	9.38	11.06					
	Tails		5.29	6.24	+				
Scarlet shrimp/ Gambon écarlate/ Gamba carabinero <i>Plesiopenaeus edwardsianus</i>	Head-on, shell-on	8-12 pc/lb	26.09	30.78		Russian Fed. CFR	Bangladesh		
		30-40	14.70	17.34					
Black tiger/Crevette tigrée/Camarón tigre <i>Penaeus monodon</i>	Headless 30% glaze, IQF	8-12 pc/lb	11.28	13.30		Europe CFR	Belgium		
		13-15	9.16	10.80	=				
		16-20	9.03	10.65	=				
		21-25	8.94	10.55	=				
		26-30	8.82	10.40	=				
	Headless, shell-on, block frozen	13-15 pc/kg	10.34	12.20		Europe CFR	India		
		16-20	10.34	8.40					
		21-30	7.12	7.10					
		26-30	6.02	7.50					
		31-40	6.36	7.10					
	HOSO, net weight, net count block frozen	10-20 pc/kg	13.56	16.00					
		20-30	9.33	11.00					

EUROPEAN PRICE REPORT

Fish Species Trade Name	Product Form	Grading	Price per kg			Reference & Area	Origin			
			As stated	EUR	USD					
CRUSTACEANS (cont.)										
December 2017										
Deep-water rose shrimp/ Crevette rose du large/ Gamba de altura/ <i>Parapenaeus longirostris</i>	Fresh - Peeled tail	Mixed	10.50	11.74		Italy CPT	Italy			
			10.25	12.08	-		Croatia			
		Peeled, 25% glaze, IQF	160-180 pc/kg	9.60	11.31			Tunisia		
			220-280	8.88	10.47					
	Farmed, organic, cooked	20-30 pc/kg	26.00	30.64	=	France, wholesale	Madagascar			
		30-40	22.00	25.93	=					
		40-50	16.50	19.45	=					
		Farmed, cooked	40-50	15.50	18.27			=		
		Fresh, organic, shell-on	32-34 pc/kg	28.00	33.00			=		
	Northern prawn/ Crevette nordique/ Camarón norteoño <i>Pandalus borealis</i>	Fresh	90-120	24.85	29.29	Spain CIF	Denmark			
100-200			23.94	28.21						
150-250			23.11	27.24						
Common shrimp/ Crevette grise/Quisquilla <i>Crangon crangon</i>		Fresh, shell-on		44.70	52.68			Netherlands		
	Head-on, shell-on		11.70	13.79						
		Fresh, shell-on	42-49 pc/kg	13.00	15.32	=	France, wholesale	Europe/ Northern Europe		
		Frozen, cooked, wild		16.00	18.86	=		France		
Norway lobster/ Langoustine/Cigala <i>Nephrops norvegicus</i>	Fresh - Whole	5-16 pc/kg	25.00	29.46	=	Retail	Europe			
		16-20	22.00	25.93	=					
		20-30	17.00	20.04	=					
		30-40	14.50	17.09	=					
	Frozen- Whole, cooked	20-40	20.00	23.57	=					
	Fresh - Whole, raw, bulk		19.37	22.83	+					
	Fresh - Whole, cooked bulk		21.10	24.87	+					
	Fresh - Whole	3-5 pc/kg	na			Spain DDP	Netherlands			
		4X1.5 kg	4-7	19.50	30.27					
		6-9	21.31	26.06						
		8-12	19.35	20.59						
		11-15	14.50	22.66						
		16-20	16.25	19.15						
		20-30	12.40	14.61						
		31-40	10.50	12.37						
		41-50	8.52	10.04						
		Tails	40-60	13.35	15.73					
		Whole	00 pc/kg	17.20	20.27			+	Spain CIF	Scotland
			0	14.20	16.74			+		
	1		12.70	14.97	+					
2	9.90		11.67	-						
3	8.90		10.49	+						
4	6.70		7.90	-						
5	6.10		7.19	-						
Fresh - whole	5-9 pc/kg		21.00	24.75		Netherlands				
11-15	14.45	17.03								
16-20	11.45	13.49								

EUROPEAN PRICE REPORT

Fish Species Trade Name	Product Form	Grading	Price per kg			Reference & Area	Origin		
			As stated	EUR	USD				
CRUSTACEANS (cont.)								December 2017	
Norway lobster/ Langoustine/Cigala <i>Nephrops norvegicus</i>		20-30		8.64	10.18	Spain CIF	Netherlands		
		31-40		6.17	7.27				
		41-50		5.81	6.85				
	Fresh - whole, head	6-9 pc/kg		21.36	25.17	+	Italy CPT	Denmark/ UK	
		11-15		15.17	17.88	+			
		16-20		10.14	11.95	-			
		21-30		7.91	9.32				
		31-40		5.97	7.04	+			
41-50			4.76	5.61	-				
European lobster/ Homard européen/ Bogavante <i>Homarus gammarus</i>	Live - bulk	400-600 g/pc 600-800		32.00	37.71	+	France delivered to French vivier	Ireland	
				32.00	37.71	+			
	Fresh - whole	Large		27.50	32.41		Italy CPT	UK	
		small		29.49	34.76				
		400-600 g/pc		26.45	31.17	+			
		600-800		26.45	31.17	+			
		800-1000		25.69	30.28	+			
		> 1kg		25.77	30.37	+			
American lobster/ Homard américain/ Bogavante americano <i>Homarus americanus</i>	Live hard shell			14.01	16.51	-		Canada	
		> 3000g		14.53	17.12	+			
	Live hard shell	450-550 g		11.65	13.73	+			
	Live soft shell			11.40	13.44	+		USA	
	Popsicle	< 450 g/pc (canner size)	CAN	23.00	20.26	17.65	Canada FOB for European mkt	Canada	
		> 450 (market size)	CAN	26.00	20.26	17.65			
		Whole cooked netted lobster	canners market	CAN	18.00	14.03	12.22		Europe CIF
			CAN	25.00	19.48	16.97			
Caribbean spiny lobster/ Langouste blanche/ Langosta común del Caribe <i>Panulirus argus</i>	Tails	5-6 oz		28.97	34.17	=	Europe CIF	Nicaragua	
		7-9 oz		28.50	33.62	-			
		10-24 oz		26.64	31.42	-			
	Whole, raw Cooked			14.41	17.00	*			
				16.11	19.00	*			
Scalloped spiny lobster/ Langouste festonnée/ Langosta festoneada <i>Panulirus homarus</i>	Whole	100-200g		10.22	12.05	*	Taiwan CIF	Yemen	
		200-300		13.14	15.50	*			
		> 300		15.09	17.80	*			
Edible crab/Tourteau/ Buey de mar <i>Cancer pagurus</i>	Live	T2		2.93	3.45	+	France Auction	France	
		13-16 cm		2.93	3.45	+			
Spinous spider crab/ Araignée européenne/ Centolla europea/ <i>Maja squinado</i>	Fresh - female			5.30	6.25	Italy CPT	UK		
	male			4.50	5.30				
	female			2.74	3.23			-	
	male			2.65	3.12	-	France		
	Fresh-female	small		3.68	4.34				
	male	small		3.75	4.42				
Snow crab/ crabe des neiges/ Cangrejo de las <i>Chionoecetes opilio</i>	Frozen- meat			14.41	17.00	Europe CIF	Chile		

EUROPEAN PRICE REPORT

Fish Species Trade Name	Product Form	Grading	Price per kg			Reference & Area	Origin
			As stated	EUR	USD		
BIVALVES							
December 2017							
Oyster/Huître/Ostra Crassostrea gigas Ostrea edulis	Live	No. 3	4.60	5.42	+	France prod. Price/ average export price	Ireland/France
		60-100 g/pc	17.50	20.62		Spain CIF	Netherlands
		95-110 g/pc	17.65	20.80			Italy
		>130	14.62	17.23			Netherlands
Mussel/Moule/Mejillón Mytilus edulis Mytilus galloprovincialis Mytilus chilensis	Live - Bottom mussel	Bulk	2.10	2.47	=	France wholesale	France
			1.80	2.12	=		Netherlands
	Live - Rope	60-80 pc/kg	2.00	2.36	=		Spain
	Fresh	20-25 pc/kg 25-30 30-40 40-70	no quotation			Spanish market EXW	
	Fresh - whole		1.92	2.26	=	Italy CPT FCA CPT FCA CPT CIF	Italy
			1.38	1.63	+		Spain
	skin-packed		1.66	1.96	+		
			2.15	2.53	=		
			2.15	2.53			
	IQF - shell-off, 7% glaze	200-300 pc/kg	2.90	3.42	+		Chile
	Cooked mussel meat IQF	100-200 pc/kg 200-300 300-500	2.84 2.54 2.29	3.35 3.00 2.70		France CIF	
Cooked mussel whole shell, IQF	80-100 pc/kg	1.87	2.20				
Mussel/Moule/Mejillón Mytilus chilensis	IQF mussel meat		2.52	2.97		Europe CFR	Chile
	Whole, Vacuum Packed with Sauces		1.92	2.27			
	Vacuum Packed without Sauces		2.68	3.16			
	IQF Half Shell Mussels		3.38	3.99			
Razor shell/Couteau/ Navajas - Solenidae	Fresh	S M L	7.50 8.60 10.25	8.84 10.14 12.08		Spain CIF	Ireland
	Live	10-12 cm/pc	3.80	4.48			Netherlands
Scallops		10-20 20-30	16.19 14.77	19.10 17.42		Europe CIF	US
Great atlantic scallop/ Coquille-St- Jacques/ Vieira Pecten maximus	Fresh whole shell, roe-on		3.80	4.48	+	France wholesale	France
	Fresh whole shell, roe-off		4.40	5.19	+		
	Fresh, meat, roe-on		30.20	35.59	+		
	Frozen, meat, roe-on		23.10	27.22	=		
	Frozen, meat, roe-off		21.50	25.34	=		
	Fresh, whole shell, bulk, roe-on		41.19	48.55	+		
	Fresh, whole shell, bulk, roe-off		7.24	8.53	+		
Lyrate hard clam/ cythérée lyre Meretrix lyrata			1.31	1.55		Europe CIF	Vietnam
	Cooked		1.31	1.55	*		
Hard clam/ Praire Chirla mercenaria Mercenaria mercenaria			10.00	11.79	=	France wholesale	France
Japanese carpet shell Palourde japonaise/ almeja japonesa Venerupis philippinarum		Large	11.00	12.96	=		

EUROPEAN PRICE REPORT

Fish Species Trade Name	Product Form	Grading	Price per kg			Reference & Area	Origin		
			As stated	EUR	USD				
SALMON									
December 2017									
Atlantic salmon/ Saumon de l'Atlantique/ Salmón del Atlántico <i>Salmo salar</i>	Fresh - gutted, head-on	2-3 kg/pc	6.52 7.69 -			France wholesale	Norway		
		3-4	7.39 8.71 -						
		4-5	8.27 9.74 +						
		5-6	8.45 9.96 -						
		6-7	8.53 10.05 -						
		2-3 kg/pc	6.96 8.20 -				Scotland		
		Superior quality	9.94 11.71 -						
		Smoked- Fillet, vacuum reconstituted sides	1-2 kg/pc	25.50 30.05 =					
		Fresh- Fillet	3-4 kg/pc	12.90 15.21 +				Norway	
		Smoked- Fillet, vacuum reconstituted sides	1-2 kg/pc	23.50 27.70 =					
	Fresh - gutted, head-on, Superior quality	2-3 kg/pc	11.35 13.38			Spain CIF	Scotland		
		3-4	11.35 13.38						
		4-5	11.35 13.38						
		5-6	11.35 13.38						
		6-7	11.35 13.38						
	Fresh - gutted, head-on	1-2 kg/pc	NOK	35.18	3.56	4.29 -	Norway FOB	Norway	
		2-3	NOK	39.11	3.96	4.77 -			
		3-4	NOK	44.50	4.50	5.43 -			
		4-5	NOK	44.93	4.55	5.48 -			
		5-6	NOK	45.36	4.59	5.53 +			
		6-7	NOK	45.30	4.58	5.53 -			
		7-8	NOK	44.83	4.54	5.47 -			
		8-9	NOK	44.94	4.55	5.48 -			
> 9		NOK	45.21	4.57	5.52 -				
Fresh		3-4 kg/pc	6.90 8.13			Spain CFR			
gutted, head-on		4-5 kg/pc	5.85 6.89 -			Tunisia CFR			
		5-6	7.85 9.25						
IQF - salmon slices		9.73 11.47			Europe CFR	Norway			
Fresh - salmon cubes 8x8x8		9.73 11.47							
Atlantic salmon/ Saumon de l'Atlantique/ Salmón del Atlántico <i>Salmo salar</i>	Fresh - Whole - Superior	2-3 kg/pc	4.61 5.43 -			Italy DDP			
		3-4	4.85 5.72 -						
		4-5	5.07 5.98 -						
		5-6	5.16 6.08 -						
		6-7	5.08 5.99 -						
		7-8	5.07 5.98 -						
		8-9	5.21 6.14 -						
		9-10	5.18 6.10 *						
		Fresh- Whole	3-4	4.68 5.52 -					
			4-5	4.84 5.70 -					
	5-6		4.99 5.88 -						
	Fillet, cooked		5.09 6.00			FCA	Italy		
	IQF portion, 10% glazing	100-150 g/pc	9.30 10.96 +				Denmark		
	Head-on, gutted, grade 1		6-7 kg/pc	5.08 5.99			Denmark DDP	Chile	
	Fillet, interleaved	1-2 lb/pc	4.87 5.74						
		2-4	4.17 4.91						
	Fillet, VAC	1-2 lb/pc	6.10 7.19						
		3-4	6.15 7.25						
	Fillet, IQF	2-3 lb/pc	6.15 7.25						
		4-5	6.88 8.11						
	Bits and pieces		6.44 7.60			Europe CIF			
	scapped meat		4.66 5.50						
	Pink salmon/ saumon rose/ Salmón rosado <i>Oncorhynchus gorbuscha</i>	green roe- Premium grade		19.16	22.60	*		USA	
green roe- Standard grade			12.15	14.33	=				

EUROPEAN PRICE REPORT

Fish Species Trade Name	Product Form	Grading	Price per kg			Reference & Area	Origin	
			As stated	EUR	USD			
TROUT							December 2017	
Trout/Truite/Trucha <i>Salmo trutta</i>	Whole, gutted, fresh on ice	0.25-0.4 kg/pc	HUF 1294	4.12	4.85 -	Hungary ex-farm	Hungary	
	Fillet - farmed	200-400 g/pc	9.10 10.72 =			Italy ex-farm	Italy	
	Fresh - farmed	500-700 g/pc	3.70 4.36 =					
Rainbow trout/ Truite arc-en-ciel/ Trucha arco iris <i>Oncorhynchus mykiss</i>	Fresh	300-400 g/pc	4.00 4.71 *					
	Gutted	150-300 g/pc	5.00 5.89 *					
		300-500 g/pc	4.83 5.69 *					
	Fresh - whole		5.20 6.13 =			France wholesale	France	
	Fillet		6.80 8.01 =					
	Fillet, smoked		17.00 20.04 =					
Whole, gutted, bulk		10.78 12.70 -			Retail			
FRESHWATER FISH							December 2017	
Carp/Carpe/Carpa <i>Cyprinus spp.</i>	Live	1.2-5 kg/pc	HUF 630	2.01	2.36 -	Hungary ex farm EXW	Hungary	
	Fresh , whole, gutted, head-off	0.7-4.5 kg/pc	HUF 1121	3.57	4.20			
	Fresh on ice - slices		HUF 1507	4.80	5.65 +			
	Fresh on ice - fillets		HUF 1612	5.13	6.05 -			
Crucian Carp/Carassin Carpin <i>Carassius carassius</i>	Live	0.45-0.9 kg/pc	HUF 392	1.25	1.47			
Grass Carp/ Carpe chinoise/Carpa China <i>Ctenopharyngodon idellus</i>	Live	0.8-3 kg/pc	HUF 701	2.23	2.63			
	Fresh , whole, gutted, head-off		HUF 1093	3.48	4.10			
Bighead carp/Carpe à grosse tête/Carpa capezona <i>Aristichthys nobilis</i>	Fresh gutted, head-off	0.7-5.0 kg/pc	HUF 694	2.21	2.60			
	Fresh on ice - slices		HUF 1246	3.97	4.67			
	Fresh on ice - fillets		HUF 1362	4.34	5.11			
	Live	1-5.5 kg/pc	HUF 420	1.34	1.58			
Nile perch/Perche du Nil/Perca del Nilo <i>Lates niloticus</i>	Fillet - skinless	300-500 g/pc		4.66	5.50	EU CFR	Uganda	
	Interleaved, 100% net weight	500-1000		5.47	6.45			
	Fresh whole	200-400 g/pc		4.08	4.81 -	Italy FCA	Tanzania	
	yellow	200-400 g/pc		4.07	4.80 -			
	red	200-400 g/pc		3.96	4.67 -			
	green	200-400 g/pc		3.97	4.68 -			
	Fresh fillet	200-400 g/pc		5.15	6.07 -			
		400-700		3.88	4.57			
Fillet - skinless, PBI, IWP	500-1000 g/pc		5.47	6.45	Spain CFR			
Pike perch/Sandre/ - Lucioperca <i>Sander lucioperca</i>	Fillet - skin-on- Wild		HUF 3858	12.29	14.47	Hungary EXW	Poland	
	Fresh on ice - whole, gutted, head-on	0.27-0.85 kg/pc	HUF 2423	7.72	9.09		Hungary	
Nile Tilapia/Tilapia du Nil/Tilapia del Nilo <i>Oreochromis niloticus</i>	Fillet - skinless, IQF, PBO non-treated, 10% glaze	5-7 oz/pc		3.85	4.00	Spain CFR	China	
North African catfish/ Poisson chat nord- africaine/ pez gato <i>Clarias gariepinus</i>	Fresh - fillets skinless		HUF 1886	6.01	7.07	Hungary ex farm	Hungary	
	Fresh - fillets skin-on		HUF 1566	4.99	5.87			
	Fresh , whole, gutted, head-off	0.6-1.5 kg/pc	HUF 1262	4.02	4.73			
European catfish/ Silure glane/Siluro <i>Silurus glanis</i>	Live	0.8- 4 kg/pc	HUF 1682	5.36	6.31	Hungary ex farm	Hungary	
	Fresh on ice - slices		HUF 2408	7.67	9.03			
	Fresh on ice - fillets		HUF 1606	5.12	6.02			
Striped catfish/Silure requin/Tiburón pangasio <i>Pangasius pangasius</i> <i>hyacinththalmus</i>	Fillet, thawed			3.25	3.83 =	Italy CIF CPT	Vietnam	
	Fillet, IQF, white - 20% glaze	120-170 g/pc		2.02	2.38			
		170-220		2.02	2.38			
	Fillet, IQF, white - 5% glaze			3.09	3.64	Spain CFR		
	Fillet, IQF, white - 20% glaze	120-170-220		1.87	2.20			
	Fillet, 100% net weight, IQF	g/pc		2.12	2.50			
	Fillet, 100% net weight, interlvd			2.08	2.45			

EUROPEAN PRICE REPORT

Fish Species Trade Name	Product Form	Grading	Price per kg			Reference & Area	Origin	
			As stated	EUR	USD			
NON-TRADITIONAL SPECIES							December 2017	
Sturgeon/Esturgeon/ Esturione <i>Acipenseridae</i> <i>A.baeri</i>	Frozen - Whole	1.5-2 kg/pc	5.00	5.89 =	France CIF	France		
	Gutted	5-7 kg/pc	6.50	7.66 =				
	Filletts	200-300 g/pc	11.50	13.55 =				
		800-1000	11.50	13.55 =				
	Caviar (Aquitaine) metal boxes		9.50	11.20 =				
Ribbonfish <i>Trichiurus lepturus</i>	Whole, IWP	300-1500 g/pc	2.50	2.95	Europe CFR	Senegal		
		100-200 g/pc	2.97	3.50 *	Taiwan CIF	Yemen		
		200-300	2.97	3.50 *				
		300-500	2.97	3.50 *				
		500-700	2.97	3.50 *				
		700-1000	2.97	3.50 *				
European eel/ Anguille d'Europe/ Anguila europea <i>Anguilla anguilla</i>	Smoked	Medium	38.00	44.79 =	France wholesale	Europe		
Dusky grouper Mérrou noir/Mero moreno <i>Epinephelus marginatus</i>	H&G	3-5 kg/pc	4.75	5.60 *	Europe CIF	Yemen		
		> 5	3.77	4.45 *				
White grouper/ merou blanc/Cuerna de león <i>Epinephelus aeneus</i>	Whole, gutted	3-5 kg/pc	3.56	4.20 *				
		5-10	3.26	3.85 *				
		> 10	3.26	3.85 *				
Crimson jobfish Colas fil/Panchito hebra. <i>Pristigaster filamentosus</i>	Whole, gutted	2- 3 kg/pc	2.54	3.00 *				
		3- 5	2.54	3.00 *				
		5- 10	2.54	3.00 *				
Spangled emperor/ Empereur moris/ Emperador relámpago <i>Lethrinus nebulosus</i>	Whole, gutted	1- 2 kg/pc	2.54	3.00 *				
Common dolphinfish/ Mahi/Coryphène commune/ Lampuga <i>Coryphaena hippurus</i>	Whole, gutted	2-3 kg/pc	2.59	3.05 *				
		3- 5	2.59	3.05 *				
		5- 10	2.59	3.05 *				

EUROPEAN PRICE REPORT

Fish Species Trade Name	Product Form	Grading	Price per kg			Reference & Area	Origin
			As stated	EUR	USD		
SEABASS/SEABREAM/MEAGRE							December 2017
Seabass/Bar, Loup/Lubina <i>Dicentrarchus labrax</i>	Fresh - whole farmed	200-300 g/pc	3.80	4.48	-	Greece FOB	Greece
		300-450	4.30	5.07	-		
		450-600	4.70	5.54	-		
		600-800	6.00	7.07	=		
		800-1000	7.50	8.84	=		
		> 1000	9.50	11.20	=		
		200-300 g/pc	4.00	4.71	-	Italy CIF	
		300-450	4.50	5.30	-		
		450-600	4.90	5.77	-		
		600-800	6.20	7.31	=		
		800-1000	7.70	9.07	=		
		> 1000	9.70	11.43	=		
	Fresh - whole farmed	200-300 g/pc	4.05	4.77	-	France CIF	Greece
		300-450	4.55	5.36	-		
		450-600	4.95	5.83	-		
		600-800	6.25	7.37	=		
		800-1000	7.75	9.13	=		
		> 1000	9.75	11.49	=		
		200-300 g/pc	4.04	4.76	-	Spain CIF	
		300-450	4.54	5.35	-		
		450-600	4.94	5.82	-		
		600-800	6.24	7.35	=		
		800-1000	7.74	9.12	=		
		> 1000	9.74	11.48	=		
		200-300 g/pc	4.07	4.80	-	Germany CIF	
		300-450	4.57	5.39	-		
		450-600	4.97	5.86	-		
		600-800	6.27	7.39	=		
		800-1000	7.77	9.16	=		
		> 1000	9.77	11.51	=		
		200-300 g/pc	4.05	4.77	-	Portugal CIF	
		300-450	4.55	5.36	-		
		450-600	4.95	5.83	-		
		600-800	6.25	7.37	=		
		800-1000	7.75	9.13	=		
Seabass/Bar, Loup/Lubina <i>Dicentrarchus labrax</i>	Fresh - whole farmed	> 1000	9.75	11.49	=	Portugal CIF	Greece
		200-300 g/pc	4.23	4.99	-	UK CIF	
		300-450	4.73	5.57	-		
		450-600	5.13	6.05	-		
		600-800	6.43	7.58	=		
		800-1000	7.93	9.35	=		
		> 1000	9.93	11.70	=		
		200-300 g/pc	3.66	4.31	+	Italy FCA	
		300-450	4.37	5.15	+		
		450-600	4.56	5.37	+		
		600-800	5.74	6.76	-	Italy FCA	
		800-1000	7.88	9.29	+		
		1000-1500	9.32	10.98	-		
		1500- 2000	10.46	12.33	+		
		> 2000	12.68	14.94	+		
		200-300 g/pc	4.50	5.30	Spain CIF		Canary Island (Spain)
		300-400	4.50	5.30			
		400-600	5.50	6.48			
		600-800	5.70	6.72			
		800-1000	8.00	9.43			
		1000-1500	10.00	11.79			
		1500-20000	20.00	23.57			
		1000-2000 g/pc	10.80	12.73		France	
		2000-3000	11.80	13.91			
		3000-4000	14.30	16.85			

EUROPEAN PRICE REPORT

Fish Species Trade Name	Product Form	Grading	Price per kg			Reference & Area	Origin
			As stated	EUR	USD		
SEABASS/SEABREAM/MEAGRE (cont.)							December 2017
	Fresh - whole - wild Atlantic	1000-2000 g/pc	na		Italy FCA	Morocco	
		> 2000	na				
		> 3000	na				
	Fresh - whole - wild Mediterranean	600-800	11.00	12.96 =	Italy CPT	Egypt	
		800-1000	11.00	12.96 =			
		1000-2000	11.00	12.96 =			
		> 2000	11.00	12.96 =			
Farmed - Orbetello	Large	10.70	12.61 =	FCA	Italy		
	Medium	9.70	11.43 =				
	Small	7.60	8.96				
Gilthead seabream/ Dorade royale/Dorada <i>Sparus aurata</i>	Fresh - whole farmed	200-300 g/pc	3.60	4.24 -	Greece FOB	Greece	
		300-450	4.00	4.71 -			
		450-600	4.10	4.83 =			
		600-800	6.00	7.07 +			
		800-1000	8.00	9.43 +			
		> 1000	9.00	10.61 +			
		200-300 g/pc	3.80	4.48 -	Italy CIF		
		300-450	4.20	4.95 -			
		450-600	4.30	5.07 =			
		600-800	6.20	7.31 +			
		800-1000	8.20	9.66 +			
		> 1000	9.20	10.84 +			
		200-300 g/pc	3.85	4.54 -	France CIF		
		300-450	4.25	5.01 -			
		450-600	4.35	5.13 =			
		600-800	6.25	7.37 +			
		800-1000	8.25	9.72 +			
		> 1000	9.25	10.90 +			
		200-300 g/pc	3.84	4.53 -	Spain CIF		
		300-450	4.24	5.00 -			
		450-600	4.34	5.11 =			
		600-800	6.24	7.35 +			
		800-1000	8.24	9.71 +			
		> 1000	9.24	10.89 +			
		200-300 g/pc	3.87	4.56 -	Germany CIF		
		300-450	4.27	5.03 -			
		450-600	4.37	5.15 =			
		600-800	6.27	7.39 +			
800-1000	8.27	9.75 +					
> 1000	9.27	10.93 +					
200-300 g/pc	3.85	4.54 -	Portugal CIF				
300-450	4.25	5.01 -					
450-600	4.35	5.13 =					
600-800	6.25	7.37 +					
800-1000	8.25	9.72 +					
> 1000	9.25	10.90 +					
200-300 g/pc	4.03	4.75 -	UK CIF				
300-450	4.43	5.22 -					
450-600	4.53	5.34 =					
600-800	6.43	7.58 +					
800-1000	8.43	9.94 +					
> 1000	9.43	11.11 +					
Gilthead seabream/ Dorade royale/Dorada <i>Sparus aurata</i>	wild	600-800 g/pc	9.18	10.82 -	Italy FCA	Morocco	
		800-1000	10.24	12.07 -			
		1000-2000	12.21	14.39 +			
		> 2000	11.86	13.98 -			
	farmed	200-300 g/pc	3.65	4.30 -		Greece	
		300-400	3.82	4.50 -			
		300-600	3.85	4.54 -			
	wild	400-600 g/pc	11.50	13.55	CPT	Egypt	
		600-800	12.00	14.14			
		800-1000	12.00	14.14			
1000-2000		12.00	14.14				

EUROPEAN PRICE REPORT

Fish Species Trade Name	Product Form	Grading	Price per kg			Reference & Area	Origin
			As stated	EUR	USD		
SEABASS/SEABREAM/MEAGRE (cont.)						December 2017	
<i>Pagrus pagrus</i>	farmed farmed Orbetello	600-800 g/pc	11.00	12.96	FCA	Tunisia	
<i>Diplodus sargus</i>		800-1000	12.50	14.73			
		300-500 g/pc	8.50	10.02		Senegal	
			9.75	11.49		Portugal	
			Large	10.70		12.61	Italy
			Medium	9.70		11.43	
Small	7.60	8.96					
Japanese threadfin bream/ Cohana japonaise/ Baga japonesa <i>Nemipterus japonicus</i>	Whole	100-200 g/pc	2.08	2.45 *	Vietnam CIF	Yemen	
		200- 300	2.08	2.45 *			
		300- 500	2.08	2.45 *			
Meagre/Maigre commun/Corvina <i>Argyrosomus regius</i>	Fresh - Whole farmed	500-1000 g/pc	5.00	5.89	Italy FCA	Greece	
		1000-2000	6.30	7.42			-
		> 2000	5.82	6.86			-
		> 3000	7.30	8.60			+
		> 2000 g/pc	6.15	7.25			
	wild	600-800 g/pc	12.00	14.14	CIF CPT	Egypt	
		800-1000	7.00	8.25			=
		1000-2000	7.00	8.25			=
		2000-4000	7.00	8.25			=
		Fresh- whole, wild	> 1000 g/pc	7.50			8.84

EUROPEAN PRICE REPORT

The European Fish Price Report is a monthly GLOBEFISH publication.
This issue was prepared by Helga Josupeit, Nada Bougouss, Weiwei Wang and Felix Dent.

PRICE REFERENCE (INCOTERMS 2010)

CFR	Cost and Freight
CIF	Cost, Insurance and Freight
CIP	Carriage and Insurance Paid To
CPT	Carriage Paid To
DAT	Delivered at Terminal
DAP	Delivered at Place
DDP	Delivered Duty Paid
EXW	Ex Works
FCA	Free Carrier
FAS	Free Alongside Ship
FOB	Free on Board

(DAF, DES, DEQ and DDU have been cancelled)

PRODUCT FORM

C&P	Cooked and Peeled
FAS	Frozen at Sea
H&G	Headed and Gutted
HOG	Head on Gutted (salmon)
IQF	Individually Quick Frozen
IWP	Individually Wrapped Pack
PBI	Pinbone In
PBO	Pinbone Off
PD	Peeled and Deveined
PTO	Peeled Tail On
PUD	Peeled, Undeveined

CURRENCY RATES

		US\$	EUR
Canada	CAD	1.28	1.51
Hungary	HUF	264.57	312.43
Norway	NOK	8.25	9.74
USA	USD		1.18
EU	EUR	0.85	
Denmark	DKK	6.31	7.44

Exchange Rates: 12.12.2017

SYMBOLS

- + Price increased in original currency since last report
- Price decreased in original currency since last report
- = Updated but unchanged price
- * New insertion
- Not updated since last issue

**GLOBEFISH Market Reports are available from the GLOBEFISH web site:
www.fao.org/in-action/globefish**



**Food and Agriculture
Organization of the
United Nations**

Food and Agriculture Organization of the United Nations
Fisheries and Aquaculture Policy and Economics Division
Products, Trade and Marketing Branch
Viale delle Terme di Caracalla
00153 Rome, Italy
Tel +39 06 5705 2884
Fax +39 06 5705 3020
www.fao.org/in-action/globefish