



EUROPEAN PRICE REPORT

a GLOBEFISH monthly update

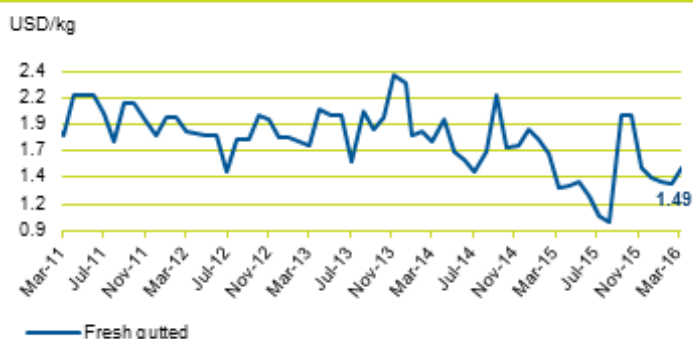
LATEST TRENDS

The stormy winter has curtailed landings in the European continent for the past few months, particularly in the Southern region, and this has created a positive market environment for aquaculture products. However, overall demand for fish and fishery products has been only moderate recently, despite the fact that Holy Week (the last week before Easter when Catholics traditionally eat fish rather than red meat) is approaching.

GROUNDFISH

The saithe (*Pollachius virens*) market is reportedly slow, although prices have remained stable as catches are also disappointing. For wet-salted cod fillets from frozen raw material (*Gadus macrocephalus*), consumption is quite low presently and traders are expecting a decrease in prices. Meanwhile, wet-salted cod fillets (*Gadus morhua*) from fresh raw material are in very limited supply due to the winter period, but demand is also slow and prices have remained stable. In Lofoten, cod has just started to arrive, and stockfish producers are buying very large quantities for the 2016 production season.

COD - in Poland (FOB, origin: Baltic Sea)



Index for prices

Groundfish	8
Flatfish	10
Tuna	11
Small Pelagics	12
Cephalopods	12
Crustaceans	14
Bivalves	17
Salmon	17
Trout	18
Freshwater fish	18
Non Traditional Species	19
Seabass-Seabream-Meagre	19

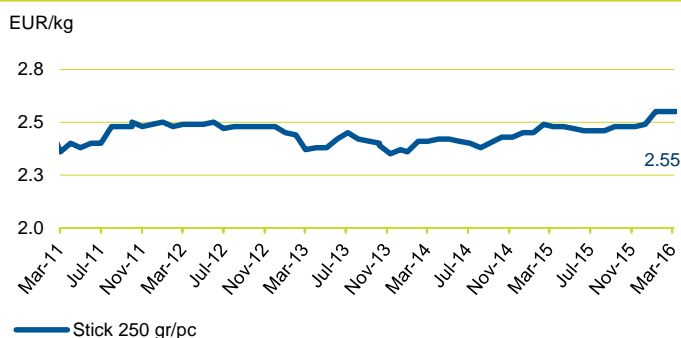
The **European Fish Price Report**, based on information supplied by industry correspondents, aims to provide guidance on broad price trends. Price information is indicative and should be used only for forecasting medium- and long-term trends. FAO is not responsible for any errors or omissions.

For wet-salted ling fillets, good catches reported in the Faroe Islands are being matched by good demand, leading to an overall stable price trend.

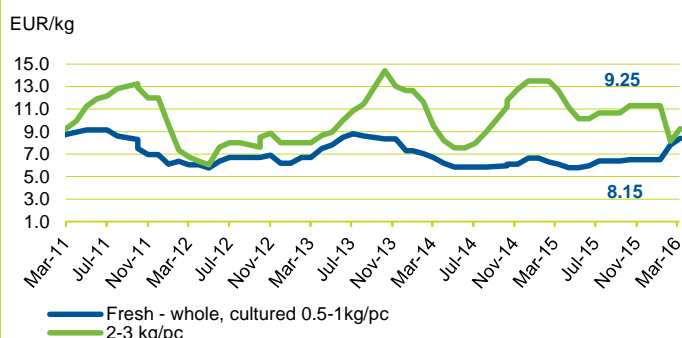
The Norwegian spring cod fishery, which runs from January until April each year, started slowly this year, but picked up quickly in February and early March. Fishers report strong catches of high-quality, large fish, with such high volumes landed that prices for smaller sizes were higher than their larger counterparts in mid-March. In general, prices for fresh cod are high at the moment, and demand for this high-quality fish is very good in Europe.

Good demand for cultured turbot continued in February in Spain, as bad weather conditions reduced landings of fresh fish and boosted sales of aquaculture products. Due to low production at most turbot farms, prices have continued rising in most of the size classes, and are expected to remain at these levels even as weather conditions improve.

SURIMI - in France, origin: Spain



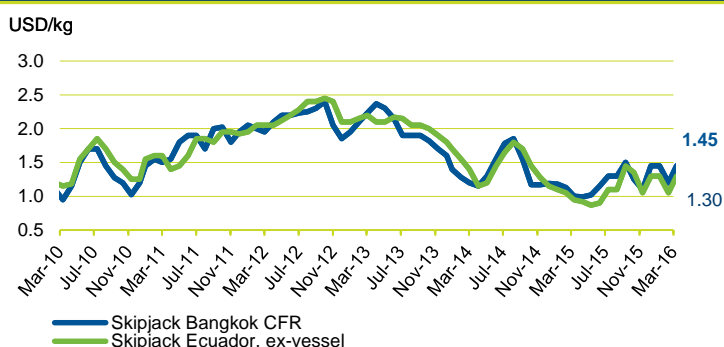
TURBOT (farmed) - in Spain, origin: Spain



TUNA - BILLFISHES

Supply of tuna to the market has been slow this month and inventories in the canneries are low, which has led to strong demand for raw material and increasing prices for both skipjack and yellowfin. In Ecuador, skipjack prices are expected to reach USD 1 500 per tonne at the end of April. Demand from canned tuna buyers has also started to strengthen.

TUNA - Pacific Ocean



Fishing in the Western and Central Pacific has slowed down due to bad weather and some vessels remain tied up in port. The US Tuna Treaty has been finalised and the US fleet is now allowed to resume fishing in the Western and Central Pacific. There has been a significant drop in landing activities in Thailand and Thai Canneries are reporting moderate-to-low raw material inventories. Fish supply is expected to be tight in the coming months.

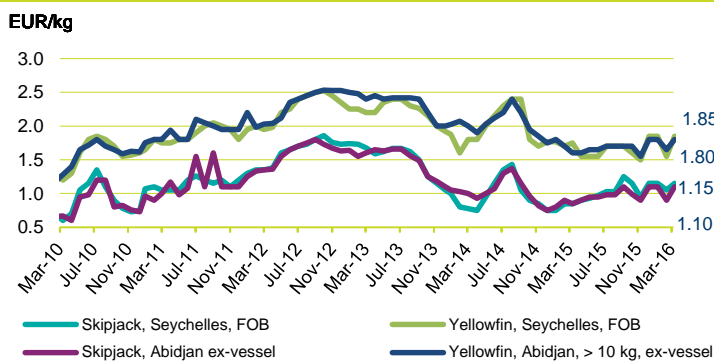
Most vessels in the Eastern Pacific are back out fishing although many are reporting poor results. Raw material inventories at local canneries continue to fall and are now at a low level. As in Thailand, fish supply to Ecuadorian canneries is expected to be tight over the next few months.

Fishing in the Indian Ocean is moderate, with mainly skipjack being caught. Local canneries are reporting healthy raw material inventories.

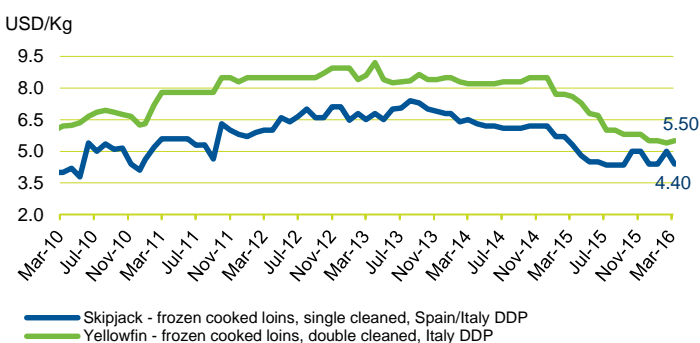
The FAD closure in the Atlantic Ocean ended on 1 March, but fishing has remained at a low-to-moderate rate so far. Local canneries are reporting moderate raw material inventories.

Short supplies from the Indian and Atlantic Oceans have resulted in substantially higher prices in Europe.

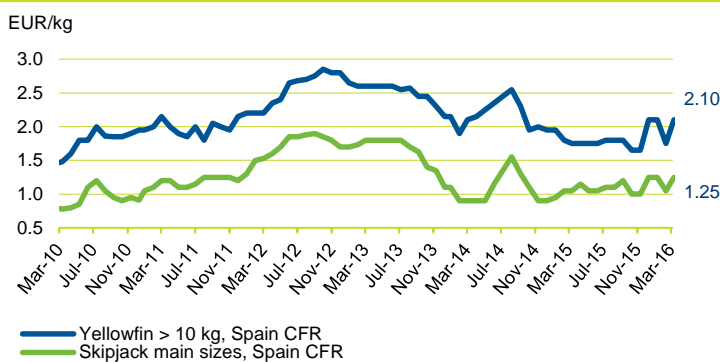
TUNA - Indian/Atlantic Oceans



TUNA - Loins



TUNA - Spanish canneries



SMALL PELAGICS

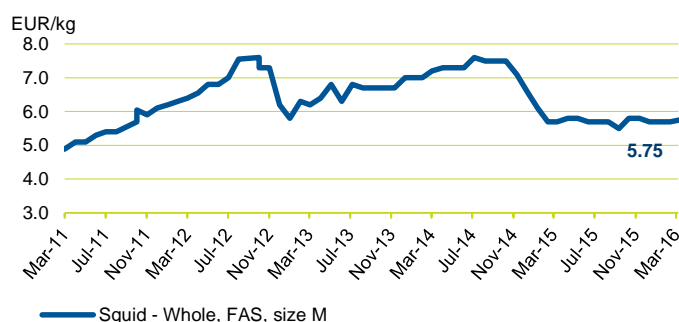
Demand for herring has been good on the Moscow market, but as supply is also quite plentiful, prices have remained stable. Demand in other markets is rather sluggish.

CEPHALOPODS

Octopus supply from Indonesia has increased after the bad weather last month. Prices remain stable, despite the good landings, as the end of octopus season is approaching and packers are preparing for an extended period without supply.

The South African squid season is also coming to an end and catches remain slow, with only one local shipper holding reasonable stock despite the approaching 3-month closure at the end of March. Although lower supply is expected, prices have been steady so far. March is generally the month when the first indications of Loligo and Illex catches come in from the South West Atlantic and traders are not yet buying in significant quantities.

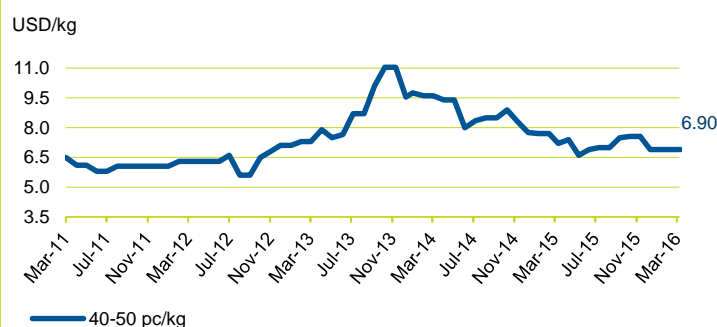
SQUID - in Italy, origin: South Africa



CRUSTACEANS

Shrimp prices are quite steady presently, with some timid signs of increase as demand strengthens in Japan and the USA. This is the first suggestion of a reversal of the downward trend which started in mid-2015.

WHITELEG SHRIMP - origin: Ecuador



As already reported in previous issues of the EPR, lobster and crab production from Northern Europe was impacted by the severe winter conditions and supply is very low. Traders are awaiting the start of the Canadian lobster industry to buy sufficient quantities for the summer trade.

BIVALVES

The Bouchet and Dutch mussel season is declining, leaving the market somewhat undersupplied.

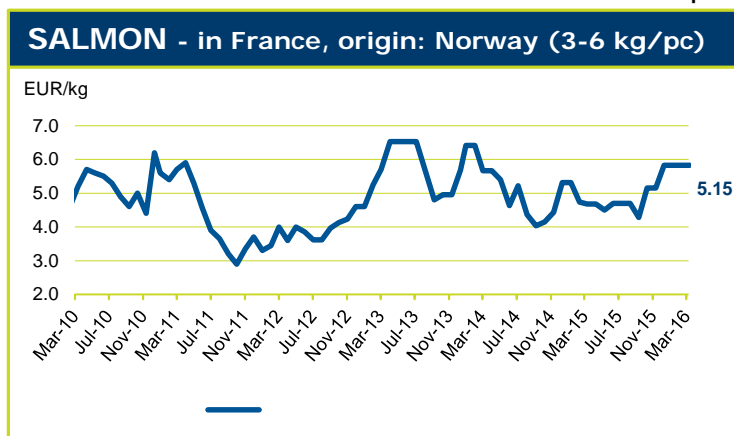
SALMON

As the algal bloom mortalities in Chile continue to climb, the global salmon market is bracing for the consequences of a severe supply contraction. With Norwegian production also expected to drop by some 5%, the inevitable effect on prices has been a strong upward adjustment. As of week 9, the NASDAQ salmon index was at NOK 61/kg for fresh whole Atlantics, around NOK 24 higher than the same week in 2015. A strong US dollar is driving demand on the US market, which in turn is keeping prices up on Norway's core EU markets.

According to the Norwegian Seafood Council (NSC), total value for Norwegian salmon exports in February was 26% higher than the same month in 2015, at NOK 4.15 billion. Total volume for the same month was only marginally lower (-0.7%) at 71 837 tonnes. The resilient EU market continues to

absorb increasing volumes at higher prices, taking 54 351 tonnes of Atlantic salmon (+2%) for a total value of NOK 3 billion (+32%). The US market also continues to perform well, importing 10% more Norwegian salmon in February in volume terms with a corresponding increase in value of 36%. The UK industry, meanwhile, is hoping to avail of the improved price situation and expected increase in domestic production to boost revenues after a relatively less successful year in 2015.

With Easter approaching, and European buyers fighting with the US market for a limited supply of salmon, the outlook for producers looks good currently. However, the current price situation is new territory for the industry, and the full impact is not yet being felt by the consumer. At the same time, the extreme prices and increased volatility is not good news for all industry players, and exporters and processors' margins will be vulnerable to squeezes due to buyer resistance. There is

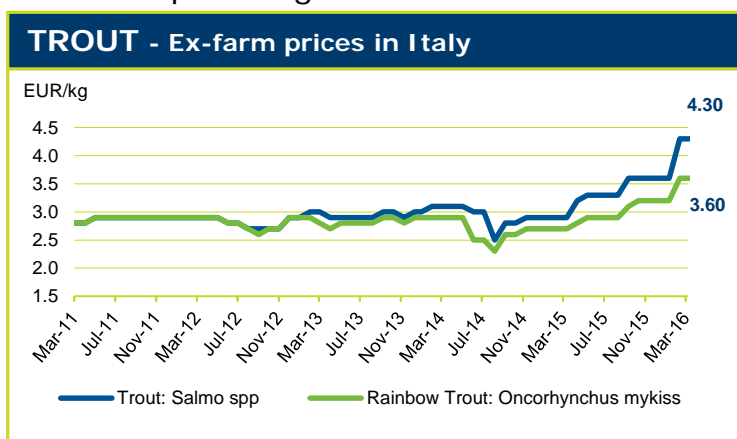


little prospect of any return to previous price levels in the near future, with the FishPool forward market showing further upward revisions for the remainder of 2016 and well into next year.

TROUT

In contrast to the salmon supply contraction, farmed Norwegian trout is much more plentiful, with export volumes more than doubling in January and February compared with 2015. For February, the NSC reported exports of 6 081 tonnes worth NOK 288 million, with prices for fresh whole picking up despite the volume increase. Poland, the USA, Belarus and Japan have all shown exceptional growth over the last three years or so, and the trout industry is also optimistic about demand prospects in Western European markets following a marketing campaign.

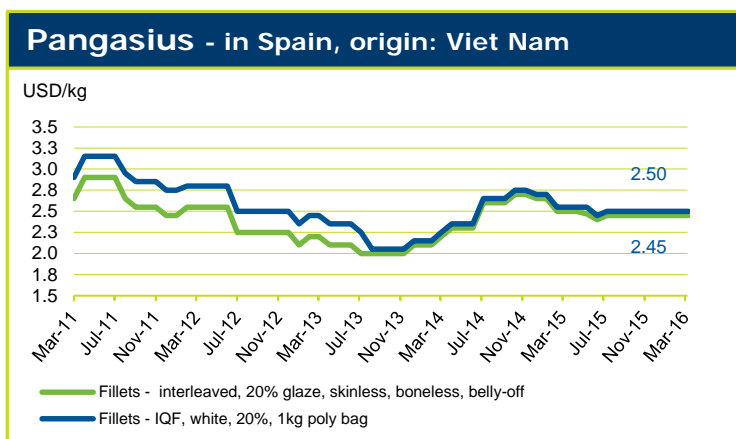
Meanwhile, very high prices are reported for trout in Italy on the back of sharply reduced supply, as limited water availability has reduced the number of live trout in the ponds.



FRESHWATER FISH

The winter has been very grim in China, and tilapia production has been impacted, leaving little product for the markets during the first half of the year. As a result, tilapia prices on the European market continue to rise, and will likely remain high until summer. Nile perch is also reported to be in good demand with stable prices and sharply reduced frozen inventories in Europe.

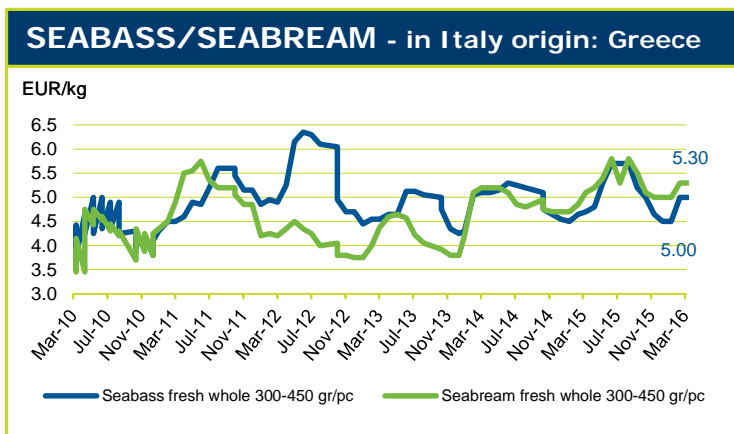
In contrast, demand for pangasius is still very weak. Imports of this species into Spain declined by almost 10 000 tonnes between 2014 and 2015, and further reduction is likely during the present year. Prices are very low, and are unlikely to recover in the foreseeable future.



Demand for carp in Hungary is declining, but prices remain steady.

SEABASS - SEABREAM - MEAGRE

Production of seabass and seabream is expected to fall slightly this year, although this will not be as significant a decrease as in 2015. Kontali Analyse estimates a production drop of around 2% for bass and around 3% for bream in 2016, which should at least maintain prices at the relatively higher levels achieved last year. Prices for both species have now begun their annual climb to the summer peak usually achieved around July, although compared with last month prices have largely remained stable with moderate drops reported for very big seabass.



The tighter supply situation saw prices for Greek exports of fresh bream increase by 13% in 2015, while fresh bass export prices rose by only 3% due to relatively more plentiful supply. Despite an overall 6% drop in export volumes, value was up to all major markets except Spain, which has increased domestic production. Turkey, meanwhile, saw even greater price increases, partially due to a favourable exchange rate, but also as a result of its efforts to develop both traditional and newer markets. Turkish exports to Lebanon, UAE, Israel and Kuwait continue to grow rapidly, while exports to the most important market, Italy, have almost doubled in the last 2 years. The bass and bream industry as a whole is looking to add value and consumer appeal through more packaged and convenience products as well as through ecolabels certifying their products as organic and/or sustainable.

EUROPEAN PRICE REPORT

Fish Species Trade Name	Product Form	Grading	Price per kg			Reference & Area	Origin
			As stated	EUR	USD		
GROUND FISH							March 2016
Cod/Cabillaud, Morue/ Bacalao <i>Gadus morhua</i>	Fresh gutted		1.35	1.49	+	Poland FOB	Baltic Sea
	IQF portion, single frozen	100-150 g/pc	7.60	8.41	-	Italy CIF CPT	Iceland
	Fresh - fillet	50-100 g/pc	4.00	4.43			Denmark
		100-200	5.28	5.95	-		
		200-400	6.79	7.66	+		
	Fresh - Whole	1-2 kg/pc	5.76	6.37	+		
		2-4	5.80	6.42	+		
	Fillet - wet salted - 1st quality produced from fresh raw material	700-1000 g/pc	8.60	9.51	-	Italy DDP	Iceland
	Portion single frozen, 10% glaze	100-150 g/pc	7.70	8.52		CIF	
	Stockfish	700 g/pc	21.00	23.23	-	DDP	Norway
<i>Gadus macrocephalus</i>	Fillet skinless	300-600 g/pc	7.30	8.08		Spain CIF	
		400-600	9.30	10.29			
		600-800	9.75	10.79			
		900-1300	11.80	13.05			
		900-1300	12.35	13.66			
	Fillet - wet salted - 1st quality produced from frozen raw material	400-700 g/pc	7.80	8.63	-	Italy CIP	Denmark
Hake/Merlu/Merluza <i>Merluccius capensis</i>	Minced block		1.58	1.75		Namibia FOB for Spanish market	Namibia
	H&G, IWP	100-200 g/pc	no quotation			Spain FOB	
		350-500					
		500-800					
	Fillet skin on	2-4 oz/pc	2.90	3.21		DDP	
		4-6	3.45	3.82			
		6-8	3.55	3.93			
		8-12	3.95	4.37			
	IQF portion, trapeze	90-110 g/pc	6.20	6.86	-	Italy CIF	South Africa
	IQF	100-200 g/pc	6.20	6.86	-	Europe DDP	
<i>Merluccius hubbsi</i>	H&G	< 150 g/pc	na			Italy CIF	Argentina
		150-250	1.58	1.75			
		350-500	1.84	2.04			
<i>Merluccius merluccius</i>	Fillet - skinless skin-on	80-120 g/pc	3.10	3.43		CPT	Croazia
			2.98	3.30			
	Fresh - whole	100-200 g/pc	3.13	3.46			
<i>Merluccius productus</i>	Fresh - gutted	200-300	5.20	5.75	+	Spain EXW	USA
		300-400	6.00	6.64	+		
	Fillet, PBO		2.67	2.95			
	Minced block		1.67	1.85			
Alaska pollack/Lieu de l'Alaska/Colin de Alaska <i>Theragra chalcogramma</i>	Fillet, PBO		2.76	3.05		Netherlands EXW	China
	Minced block		1.85	2.05			
	Industrial block single frozen		2.70	2.99			
	Industrial block double frozen		2.50	2.77		Europe CFR	
	Fillet, IQF	2-4 oz					DDP
	Fillet, baby food quality		3.88	4.29			
	H&G					Russian Fed.	
		>25	0.94	1.04	=	wholesale Vladivostok	
	>30	1.06	1.17				
	>25	1.22	1.35	+	wholesale Moscow		

EUROPEAN PRICE REPORT

Fish Species Trade Name	Product Form	Grading	Price per kg			Reference & Area	Origin
			As stated	EUR	USD		
GROUND FISH (cont.)							March 2016
Surimi (Alaska pollack)	Stick - Paprika	250 g/pc	2.55	2.82 =	France CFR	Spain	
Hoki Macrurus magellanicus	H&G	100-300 g/pc	1.63	1.80	Spain FOB		
		300-500	1.63	1.80			
		500-900	1.63	1.80			
Saithe/Lieu noir/ Carbonero (Pollock, Coley) Pollachius virens	Fillet - interleaved	200-400 g/pc	no quotation		Europe CIF	Faroe Islands	
	Fillet - skinless, PBI, interleaved	16-32 oz/pc	5.20	5.75	Spain DDP	Iceland	
Monkfish/Baudroie/ Rape Lophius spp.	Fresh - Tail	< 0.3 kg/pc	7.56	8.36 -	Italy CPT	UK	
		0.3-0.5	9.91	10.96 +			
		0.5-1	10.08	11.15 -			
		1-2	11.14	12.32 -			
		> 2	13.67	15.12 -			
	Fresh - whole	0.6-1 kg/pc	5.30	5.86 *	FCA	France	
		1-2	5.80	6.42			
	Tails, skinless Frozen at land 100% net weight	100-250 g/pc	5.75	6.36	Spain DDP	Namibia	
		250-500	6.75	7.47			
		500-1000	8.00	8.85			
> 1000		8.75	9.68				
Haddock/Eglefin/Eglofino Melanogrammus aeglefinus	H&G	< 0.8 kg/pc	NOK 18.00	1.89	2.09 -	Sweden FCA	Norway
	Fresh	1-1.5 kg/pc	5.20	5.75	Spain CIF		
		> 1.5	5.50	6.08			
		> 2	5.65	6.25			
Ling/Lingue franche/ Maruca Molva molva	Fillet - wet salted Produced from fresh raw material 1st quality	1-1.5 kg/pc	5.00	5.53 =	Italy DDP	Faeroe Islands	
John Dory/ Sainte Pierre Pez de San Pedro Zeus faber	Frozen skin-on PBO, chemical free, 100% net weight, IQF,Bulk, frozen weight +count	60-100 g/pc	8.50	9.40	Germany CFR	China	
		100-150	0.90	1.00			
		150-200	9.49	10.50			
		200-300	9.94	11.00			
	Fresh - gutted	600-800 g/pc	11.48	12.70	Italy CPT	Senegal	
Sand steenbras/ Marbré/ Herrera Lithognathus mormyrus	Fresh	800-1000	9.83	10.88 +	FCA	Morocco	
		1000-2000	9.87	10.92 -			
	Mediterranean	500/700 g/pc	7.90	8.74 +	CPT	Spain	
		700/1000	7.90	8.74 +			
		Mixed	9.00	9.96 -			
		400-600	7.40	8.19			
		700-1000	9.60	10.62			
		200-300 g/pc	6.40	7.08 -			
		300-500	8.30	9.18 +			
200-300	9.20	10.18					
300-500	9.75	10.79 -					

EUROPEAN PRICE REPORT

Fish Species Trade Name	Product Form	Grading	Price per kg			Reference & Area	Origin
			As stated	EUR	USD		
FLATFISH							March 2016
Turbot/Rodaballo <i>Psetta maxima</i>	Fresh - whole cultured	0.5-1 kg/pc	8.40	9.29	+	Spain CIF	Spain
		1-2	9.40	10.40	+		
		2-3	9.25	10.23	-		
		3-4	9.65	10.68	-		
	Fresh - whole wild	< 0.5 kg/pc	6.20	6.86		Italy CPT	Netherlands
		0.4-0.6	3.95	4.37			
		0.5-0.8	9.35	10.34	-		
		0.5-1	8.35	9.24			
		0.8-1	13.45	14.88			
		1-2	9.35	10.34	-		
		2-3	17.45	19.31	-		
		3-4	19.45	21.52	-		
		4-6	19.85	21.96	-		
		Fresh - whole	0.4-0-6 kg/pc	6.50	7.19		
	0.8-1		7.65	8.46	+		
	1-1.5		7.78	8.61	+		
	1.5-2		9.11	10.08	+		
	2-2.5		8.27	9.15	-		
	3-4		13.15	14.55	-		
	0.5-1		6.94	7.68		Spain/Portugal	
	0.7-1		7.03	7.78			
	1-2		1.05	1.16			
	2-3		16.20	17.92		Netherlands	
	> 4		14.00	15.49			
	1-2 kg/pc		12.76	14.12	-		
	2-3	14.02	15.51				
Sole/Sole/ Lenguado <i>Solea vulgaris</i>	Fresh - whole wild	< 170 g/pc	9.50	10.51	+	Spain CIF	
		170-220	12.20	13.50	-		
		200-300	12.95	14.33			
		200-250	17.45	19.31			
		300-400	14.95	16.54	-		
		400-500	19.95	22.07			
		500-600	24.45	27.05			
	Fresh - whole wild	200-300 g/pc	15.10	16.71	-	Italy CPT	France
		300-400	16.80	18.59	-		
		No. 3	12.33	13.64	-		
		No. 4	12.00	13.28			
		No. 5	9.00	9.96	+		
	Fresh - whole	No. 2	15.29	16.92			Netherlands
		No. 3	14.30	15.82			
		No. 4	12.39	13.71			
		No. 5	10.53	11.65	-		
	Fresh - gutted	No. 2	14.18	15.69	+	CIF	
		No. 3	12.93	14.31	-		
No. 4		11.50	12.72	-			
No. 5		10.53	11.65	-			
Fresh - whole	No. 2	14.91	16.50				
	No. 3	14.15	15.65				
	No. 4	9.92	10.98				
European plaice/ Plie d'Europe/ Solla europea <i>Pleuronectes platessa</i>	Fresh - whole	300-400 g/pc	3.70	4.09	Spain CIF		
		400-600	4.15	4.59			+
		> 600	5.15	5.70			
	IQF, white skin-on, 25% glaze		No. 2	4.10	4.54	-	Netherlands FOB for Italian market
IQF skin-off, 25% glaze		4.40		4.87	-		

EUROPEAN PRICE REPORT

Fish Species Trade Name	Product Form	Grading	Price per kg			Reference & Area	Origin
			As stated	EUR	USD		
FLATFISH (cont.)							March 2016
European Flounder/ Flet d'Europe/ Platija europea <i>Platichthys flesus</i>	Fresh - fillets skin-on skinless whole	Large	3.75	4.15		Italy CPT	
		Large	5.75	6.36			
			1.62	1.79			
			1.60	1.77 -	FCA		
Greenland Halibut/ <i>Reinhardtius</i> <i>hippoglossoides</i>	Fillet - skinoff, boneless, blockfrozen		No quotations			Denmark FOB	Greenland
TUNAS/BILLFISHES							March 2016
Tuna/Thon/Atún <i>Thunnus spp.</i>	Skipjack - whole	main size	1.31	1.45 +		Bangkok CFR	Western/Central Pacific Ocean
	Skipjack - whole		1.17	1.30 +		Ecuador	Eastern Tropical Pacific Ocean
	Yellowfin - whole		1.63	1.80 +		ex-vessel	
	Skipjack - whole	main size	1.15	1.27 +		Seychelles	Indian Ocean
	Yellowfin - whole		1.85	2.05 +		FOB	
	Skipjack - whole		1.10	1.22 +		Abidjan	Atlantic Ocean
	Yellowfin - whole	> 10 kg	1.80	1.99 +		ex-vessel	
	Skipjack - whole	1.8-3.4 kg/pc	1.25	1.38 +		Spanish	Various origins
	Yellowfin - whole	> 10 kg	2.10	2.32 +		Canneries CFR	
	Skipjack - cooked & cleaned loins - vacuum packed	double cleaned	3.98	4.40 -		Italy DDP	Solomon Islands
	Yellowfin - cooked & cleaned loins - vacuum packed	double cleaned	4.97	5.50 +			Kenya/Mauri- tius/Solomon Is.
	Yellowfin - whole	3-10 kg	1.33	1.47		Spain DAT	Atlantic Ocean
	Bigeye - whole	> 10 kg	1.55	1.71			
	Yellowfin - whole	> 10 kg	1.78	1.96			
	Skipjack - whole	> 3.5 kg	1.18	1.30			
	Yellowfin - frozen loins		4.30	4.76		DDP	Eastern Pacific Ocean
	Skipjack - frozen loins		3.50	3.87		CFR	
	Bigeye - frozen loins		3.80	4.20			
	Albacore - frozen loins		na			CFR	Indian Ocean
	Skipjack	> 1.8 kg/pc	1.32	1.46		Tunisia CFR	Ghana
	Skipjack - pre-cooked loins		4.97	5.50 +		Europe CFR	Ecuador
	Yellowfin - pre-cooked loins	double cleaned	6.78	7.50 =			
		single cleaned	5.87	6.50 =			
	Skipjack - whole		1.17	1.30			
	Skipjack - whole	1.9-3.4 kg/pc	0.90	1.00		Ecuador FOB	
		3.5-5	0.99	1.10			
	Yellowfin - pre-cooked loins	double cleaned	4.61	5.10			
		single cleaned	4.52	5.00			
	Skipjack - pre-cooked loins		3.89	4.30			
	Swordfish/Espadon/ Pez espada <i>Xiphias gladius</i>	Frozen at sea, DWT	30-50 kg/pc	6.20	6.86		
100% net weight		50-70	6.10	6.75			
Fresh - gutted Whole Mediterranean		< 12 kg/pc	9.20	10.18		Italy CPT	
		13-18	8.10	8.96 -			
		19-25	8.10	8.96 -			
		26-35	8.10	8.96 -			
Whole Atlantic		19-25	7.91	8.75		FCA	
		26-35	7.70	8.52 -			
		36-50	7.70	8.52 -			
		> 50	7.58	8.39 -			

EUROPEAN PRICE REPORT

Fish Species Trade Name	Product Form	Grading	Price per kg			Reference & Area	Origin
			As stated	EUR	USD		
SMALL PELAGICS							March 2016
Mackerel/Maquereau/ Caballa <i>Scomber scombrus</i>	Fresh - whole	4-6 pc/kg	2.80	3.10 +	Italy CPT	France	
	Fresh - Fillets butterfly cut		4.83	5.34 +			
	Whole	200-400 g/pc 300-500	No quotations			Netherlands/Poland FOB for Eastern Europe	UK
	H&G	> 200 g/pc	na				Greenl./Faroe. I
	Whole	3-4 pc/kg	1.05	1.16	Spain FOB	Spain	
Horse Mackerel/ Chincard/ Jurel <i>Trachurus spp</i>	Whole	> 24 cm/pc	1.23	1.36	Morocco FOB for European market	Morocco	
Herring/Hareng/Arenque <i>Clupeidae</i>	Fresh - fillet		2.62	2.90	Italy CPT	Denmark	
	Fresh - whole	250-300 g/pc	1.00	1.11 +	Russian Fed. wholesale Moscow	Russian Fed.	
		> 350	1.52	1.68			
		> 25	0.79	0.87 +	Russian Fed. wholesale Vladivostok		
		> 300	0.95	1.05 +			
	> 250	0.91	1.01				
Sprat/Sprat/Espadín <i>Sprattus sprattus</i>	70-100 g/pc	0.27	0.30 -	Poland FOB	Baltic		
		0.22	0.24 +				
Sardine/Sardine/ Sardina <i>Sardina pilchardus</i>	Fresh - whole		0.64	0.71 -	Italy CPT	Croatia	
			0.64	0.71 +		Italy	
	Fresh - fillet		4.08	4.51 -		France	
			4.88	5.40		UK	
CEPHALOPODS							March 2016
Squid/Encornet/Calamar <i>Loligo spp.</i>	Whole	S (< 18 cm)	5.50	6.08 +	Italy CIF	South Africa	
		M (18-25)	5.75	6.36 +			
		L (25-30)	5.90	6.53 =			
		XL (>30)	5.65	6.25 =			
<i>Loligo gayi</i>	Whole	18-22 cm	4.95	5.48	Spain FCA	Falkland/ Malvinas Isl.	
15-18		4.95	5.48				
12-16		4.95	5.48				
<i>Loligo vulgaris</i>	Fresh - whole	100-300 g/pc	11.30	12.50 +	Italy FCA	Morocco	
		300-400	9.50	10.51 -			
		400-600	10.67	11.80 +			
		600-1000	13.50	14.94			
<i>Loligo duvacelli</i>	Whole	2 small	5.20	5.75	Mauritania FOB for European market	Mauritania	
		3 small	4.50	4.98			
		4 small	4.00	4.43			
		small	5.70	6.31			
		medium	6.00	6.64			
		large	6.10	6.75			
<i>Loligo duvacelli</i>	Whole cleaned,	< 5	3.80	4.20	Germany CFR	India	
		< 10	3.71	4.10			
		11-20	2.94	3.25			
		21-40	2.53	2.80			
<i>Loligo chinensis</i>		< 3	4.20	4.65		China	
		3-6	3.43	3.80			
		6-10	2.98	3.30			
		10-15	2.62	2.90			
		15-20	2.26	2.50			

EUROPEAN PRICE REPORT

Fish Species Trade Name	Product Form	Grading	Price per kg			Reference & Area	Origin
			As stated	EUR	USD		
CEPHALOPODS (cont.)							March 2016
<i>Dosidicus gigas</i>	Raw fillet	2-4 kg/pc	0.89 0.99		Europe CFR	Chile	
			0.99 1.10			Peru	
	Raw tentacle	1-2, 2-3 kg/pc	0.89 0.99			Chile	
		< 1, 1-2	0.86 0.95			Peru	
		> 2	1.13 1.25				
	Raw wings whole without cartilage		0.54 0.60			Chile	
			0.77 0.85			Peru	
	Necks		0.59 0.65			Chile	
	open with cartilage		1.27 1.40			Peru	
	Darum membraneless		2.26 2.50				
	Boiled wings - skin-on		1.27 1.40				
	Squid rings - thawed		2.72 3.01 +			Italy CPT	
	Squid stripes - thawed		1.90 2.10 +				
	Tentacles		2.01 2.22 -				
Octopus/Poulpe/Pulpo <i>Octopus vulgaris</i>	Whole - FAS	T1	8.95 9.90		Morocco FOB, for Spanish market	Morocco	
		T2	7.95 8.80				
		T3	6.75 7.47				
		T4	6.15 6.80				
		T5	5.45 6.03				
	Sushi slice 100% net weight	7 g/pc	12.74 14.10 +		Europe CFR	Indonesia	
		9 g	12.74 14.10 +				
	boiled cut 100% net weight		7.82 8.65 +				
	Flower type 90% net weight	1-2 kg/pc	4.25 4.70 =		Italy CPT FCA CPT	Croazia Francia Spagna Croazia Tunisia	
		>2	4.75 5.25 =				
	Fresh		3.57 3.94 +				
			2.83 3.12				
			2.83 3.12				
		extra	9.20 10.15 +				
	small	6.06 6.68 +					
	medium	3.86 4.26 +					
	80-120 g/pc	4.20 4.63					
	50-80	4.40 4.85					
	< 50	4.50 4.96					
Cuttlefish/Seiche/ Sepia <i>Sepia spp.</i>	Whole, cleaned, IQF 20% glaze	< 10 pc/kg	3.80 4.20 =				Germany CFR
		11-20	3.80 4.20 =				
	Fresh - whole	300-500 g/pc	4.20 4.65		Italy FCA CPT	France/UK	
		500-1000	3.73 4.13				
	IQF, 10% glaze	100-200 g/pc	5.00 5.53		FOB	Morocco	
		200-300	5.00 5.53				
		300-400	5.00 5.53				
		400-600	5.00 5.53				
600-800		5.00 5.53					

EUROPEAN PRICE REPORT

Fish Species Trade Name	Product Form	Grading	Price per kg			Reference & Area	Origin	
			As stated	EUR	USD			
CRUSTACEANS							March 2016	
Whiteleg shrimp/ Crevette pattes blanches/Camarón patiblanco <i>Penaeus vannamei</i>	PD, chemical treatment 100% net weight treated with non-phosphate	31-40 pc/lb	9.31	10.30	+	Europe CFR	Indonesia	
		41-50	8.68	9.60	+			
		51-60	8.45	9.35	+			
		61-70	7.91	8.75	+			
		71-90	7.68	8.50	+			
		91-120	7.41	8.20	+			
	Blanched, PD IQF, 20% glaze	10-20 pc/g	6.78	7.50			India	
		16-20	8.13	9.00	+			
		20-40	6.42	7.10				
		31-40	6.87	7.60	+			
		41-50	6.33	7.00	-			
		40-60	6.06	6.70				
		60-80	5.24	5.80				
		80-120	4.34	4.80				
	C&P, deveiled, tail-off IQF, 20% glaze	41-60 pc/lb	6.42	7.10				Viet Nam
		61-80	6.15	6.80				
	Head-on, shell-on	20-30 pc/kg	9.04	10.00	+	Central America		
		30-40	7.23	8.00	+			
		40-50	6.33	7.00	-			
		50-60	5.74	6.35	-			
		60-70	5.33	5.90	-			
		70-80	4.79	5.30	-			
		80-100	4.65	5.15	-			
		100-120	4.34	4.80	=			
		120-140	3.80	4.20	=			
	Tails	21-25 pc/lb	10.76	11.90	+			
		26-30	8.87	9.81	+			
		31-35	7.67	8.49	=			
		36-40	7.27	8.05	=			
		41-50	6.97	7.72	=			
		51-60	6.58	7.28	+			
		61-70	6.18	6.83	+			
		71-90	5.68	6.28	=			
91-110		4.58	5.07	=				
Head-on, Shell-on	30-40 pc/kg	6.69	7.40		South/Central America FOB for European main ports			
	40-50	6.24	6.90					
	50-60	5.42	6.00					
	60-70	5.06	5.60					
	70-80	4.52	5.00					
	80-100	4.25	4.70					
	> 100	3.89	4.30					

EUROPEAN PRICE REPORT

Fish Species	Product Form	Grading	Price per kg			Reference	Origin
Trade Name			As stated	EUR	USD	& Area	
CRUSTACEANS (cont.)							March 2016
Green tiger prawn/ Crevette tigrée verte/ Langostino tigre verde <i>Penaeus semisulcatus</i>	Headless, shell-on, block 100% net weight, net count	41-50 pc/kg		6.87	7.60	Europe CFR	Belgium
		51-60		6.24	6.90		
		61-50		5.87	6.50		
		71-90		5.51	6.10		
		91-120		5.15	5.70		
		100-200		4.70	5.20		
		200-300		4.43	4.90		
		300-500		4.07	4.50		
	Headless, shell-on, block 100% net weight, net count PUD, RAW	71-90 pc/kg		6.42	7.10		
		91-120		6.15	6.80		
		100-200		5.87	6.50		
		200-300		5.42	6.00		
		300-500		4.79	5.30		
		Broken		3.71	4.10		
	PUD, RAW, IQF, 78% weight& 22% glaze 100% net weight, frozen count	61-70		4.97	5.50		
		71-90		4.61	5.10		
		91-120		4.47	4.95		
		100-200		4.16	4.60		
		200-300		3.80	4.20		
	PUD, Cooked, IQF, 78% weight& 22% glaze 100% net weight, frozen count	61-70		5.60	6.20		
		71-90		5.42	6.00		
		91-120		5.24	5.80		
		100-200		5.06	5.60		
		200-300		4.47	4.95		
Metapenaeus shrimps/ Crevettes Metapenaeus Camarones Metapenaeus <i>Metapenaeus spp</i>	Untreated, net weight, net count	100-200 pc/kg		6.06	6.70		India
		200-300		5.20	5.75		
		300-500		4.47	4.95		
Argentine red shrimp/ Salicoque rouge/ d'Argentine/Camarón langostín argentino <i>Pleoticus muelleri</i>	Head-on, shell-on	10-20 pc/kg		7.40	8.19 =	Spain EXW	Argentina
		20-30		6.50	7.19 =		
		30-40		6.40	7.08 =		
		40-60		6.30	6.97 =		
Black tiger/Crevette tigrée/Camarón tigre <i>Penaeus monodon</i>	Headless 20% glaze, IQF	8-12 pc/lb		12.20	13.50	Europe/ Russian Fed.	Bangladesh
		13-15		11.75	13.00		
		16-20		8.86	9.80		
		21-25		5.87	6.50		
		26-30		5.69	6.30		
	Headless, shell-on, block frozen	13-15 pc/kg		11.75	13.00	Europe CFR	Belgium
		16-20		11.75	9.50		
		21-25		8.59	8.20		
		26-30		7.41	7.50		
		31-40		6.78	7.10		
	HOSO, net weight, net count block frozen	10-20 pc/kg		14.46	16.00 *	Europe CFR	India
		20-30		9.94	11.00 *		
Deep-water rose shrimp/ Crevette rose du large/ Gamba de altura/ <i>Parapenaeus longirostris</i>	Fresh - Peeled tail	Mixed		10.00	11.37 =	Italy CPT	Italy



EUROPEAN PRICE REPORT

Fish Species Trade Name	Product Form	Grading	Price per kg			Reference & Area	Origin
			As stated	EUR	USD		
CRUSTACEANS (cont.)							March 2016
Common shrimp/ Crevette grise/Quisquilla <i>Crangon crangon</i>	Fresh, shell-on		31.75	35.13		Spain CIF	Netherlands
	Head-on, shell-on		11.70	12.94			
Norway lobster/ Langoustine/Cigala <i>Nephrops norvegicus</i>	Fresh - Whole 4X1.5 kg	3-5 pc/kg	na			DDP	
		4-7	25.35	26.97			
		6-9	20.85	22.18			
		8-12	19.35	20.59			
		11-15	19.75	21.01 =			
		16-20	15.80	17.48 =			
		20-30	13.55	14.99			
		31-40	11.20	12.39			
		41-50	7.35	8.13 =			
		Tails	40-60	13.35	14.77		
	Whole	00	13.78	15.25		Spain CIF	Scotland
		0	12.38	13.70			
		1	10.98	12.15			
		2	9.68	10.71			
		3	8.48	9.38			
		4	7.28	8.05			
		5	5.15	5.70			
	Fresh - whole	5-9 pc/kg	21.00	23.23			Netherlands
		11-15	18.90	20.91			
		16-20	15.45	17.09			
		20-30	13.00	14.38			
		31-40	10.70	11.84			
	Fresh - whole, head	41-50	8.55	9.46		Italy CPT	Denmark/ UK
		8-10 pc/kg	16.70	18.48 +			
		11-15	15.50	17.15 -			
		16-20	12.27	13.57 -			
		21-30	12.91	14.28			
		41-50	5.20	5.75			
European lobster/ Homard européen/ Bogavante <i>Homarus gammarus</i>	Live - bulk	400-600 g/pc 600-800	30.00	33.19 +	France delivered to French vivier	Ireland	
	Fresh - whole	Large small	29.50 33.73	32.64 = 37.32	Italy CPT	UK	
American lobster/ Homard américain/ Bogavante americano <i>Homarus americanus</i>	Live hard shell		13.90	15.38			Canada
	Live hard shell		13.12	14.52		USA	
	Live soft shell		12.82	14.18			
	Popsicle	< 450 g/pc (canner size)	CAN 25.00	19.48	17.57	Canada FOB for European mkt	Canada
		> 450 (market size)	CAN 26.00	19.48	17.57		
	Whole cooked netted lobster	canners market	CAN 16.70 CAN 17.95	12.51 13.45	11.29 12.13		
Edible crab/Tourteau/ Buey de mar <i>Cancer pagurus</i>	Live	T2 13-16 cm	2.72	3.01 -	France Auction	France	
Spinous spider crab/ Araignée européenne/ Centolla europea/ <i>Maja squinado</i>	Fresh - female		5.30	5.86	Italy CPT	UK	
	male		4.50	4.98			
	Fresh - female		3.57	3.95 -		France	
	male		3.22	3.56 -			
	Fresh-female male	small small	3.20 2.60	3.54 - 2.88 -			

EUROPEAN PRICE REPORT

Fish Species Trade Name	Product Form	Grading	Price per kg			Reference & Area	Origin	
			As stated	EUR	USD			
BIVALVES							March 2016	
Oyster/Huître/Ostra Crassostrea gigas	Live	No. 3	4.00 4.43 =		France prod. Price/ average export price	Ireland/France		
		60-100 g/pc	16.56 18.32 =			Spain CIF	Netherlands	
		95-110 g/pc	19.19 21.23 =				Italy	
		>130	13.85 15.32 =		Netherlands			
Mussel/Moule/Mejillón Mytilus edulis Mytilus galloprovincialis	Live - Bottom mussel		2.10 2.32 =		France wholesale	France		
			1.80 1.99 =			Netherlands		
	Live - Rope	60-80 pc/kg	2.00 2.21 =			Spain		
	Fresh	20-25 pc/kg	no quotation			Spanish market EXW		
		25-30						
		30-40						
		40-70						
			1.40 1.55		Italy CFA	Italy		
		1.15 1.27						
	Mytilus chilensis	Fresh - whole		1.15 1.27		Italy FCA	Spain	
				1.77 1.96				
				1.34 1.48 +				
			2.15 2.38 +					
			2.15 2.38 =					
			2.15 2.38 +					
IQF - shell-off, 7% glaze		200-300 pc/kg	4.35 4.81 -		CIF	Chile		
Cooked mussel meat IQF		100-200 pc/kg	3.03 3.35		France CIF			
	200-300	2.94 3.25						
	300-500	2.80 3.10						
Cooked mussel whole shell, IQF	80-100 pc/kg	1.99 2.20						
Razor shell/Couteau/ Navajas - Solenidae	Fresh	S	7.80 8.63 =		Spain CIF	Ireland		
		M	8.70 9.63 =					
		L	9.40 10.40 =					
	Live	10-12 cm/pc	3.53 3.91 =			Netherlands		
SALMON							March 2016	
Atlantic salmon/ Saumon de l'Atlantique/ Salmón del Atlántico Salmo salar	Fresh - gutted, head-on Superior quality	2-3 kg/pc	5.15 5.70		France CIF	Scotland		
		3-4	7.00 7.74					
		4-5	7.33 8.11					
		5-6	7.50 8.30					
		> 6	4.90 5.42					
	Fresh - gutted, head-on Superior quality	2-3 kg/pc	6.00 6.64			Norway		
		3-4	6.84 7.57					
		4-5	5.30 5.86					
		5-6	5.30 5.86					
		> 6	5.70 6.31					
		1-2 kg/pc	NOK 37.54	3.95	4.37	Norway FOB		
		2-3	NOK 44.56	4.69	5.18			
		3-4	NOK 49.72	5.23	5.78			
		4-5	NOK 50.77	5.34	5.90			
		5-6	NOK 51.36	5.41	5.97			
		6-7	NOK 51.54	5.42	5.99			
		7-8	NOK 52.04	5.48	6.05			
		8-9	NOK 52.50	5.53	6.11			
		> 9	NOK 51.21	5.39	5.96			



EUROPEAN PRICE REPORT

Fish Species Trade Name	Product Form	Grading	Price per kg As stated EUR USD			Reference & Area	Origin
SALMON (cont.)							March 2016
Atlantic salmon/ Saumon de l'Atlantique/ Salmón del Atlántico <i>Salmo salar</i>	Fresh	3-4 kg/pc	6.90 7.63			Spain CFR	
	gutted, head-on	4-5 kg/pc	4.80 5.31			Tunisia CFR	
		5-6	4.80 5.31				
	Fresh - salmon cubes 8x8x8 IQF - salmon slices		9.73 10.76 =			Europe CFR	
			9.73 10.76 -				
	Fresh - Whole - Superior	2-3 kg/pc	3.52 3.89			Italy FCA	
		3-4	4.44 4.91				
		4-5	4.62 5.11				
		5-6	4.69 5.19				
		6-7	4.77 5.28				
		7-8	5.05 5.59				
		8-9	na				
		9-10	na				
		3-4	5.32 5.89				
		4-5	5.45 6.03				
		5-6	5.35 5.92				
	IQF portion	100-150 g/pc	10.70 11.84 -			CIF	
Head-on, gutted, grade 1	6-7 kg/pc	5.08 5.62			Denmark DDP	Chile	
Fillet, interleaved	1-2 lb/pc	4.87 5.39					
	2-4	4.17 4.61					
Fillet, VAC	1-2 lb/pc	6.10 6.75					
	3-4	6.15 6.80					
Fillet, IQF	2-3 lb/pc	6.15 6.80			Europe CIF		
	4-5	6.88 7.61					
Bits and pieces		5.65 6.25 +					
scapped meat		4.38 4.85 +					
TROUT							March 2016
Trout/Truite/Trucha <i>Salmo trutta</i>	Whole, gutted, fresh on ice	0.25-0.4 kg/pc	HUF	1535	4.93 5.45	Hungary ex-farm	Hungary
	Fillet - farmed	200-400 g/pc	8.30 9.18 =			Italy ex-farm	Italy
	Live - farmed	500-700 g/pc	3.60 3.98 =				
Rainbow trout/ Truite arc-en-ciel/ Trucha arco iris <i>Oncorhynchus mykiss</i>	Live - farmed	250-400 g/pc	4.30 4.76 =				
	Gutted	250-400 g/pc	3.20 3.54 -				
FRESHWATER FISH							March 2016
Carp/Carpe/Carpa <i>Cyprinus</i> spp.	Live	1.2-5 kg/pc	HUF	701	2.25 2.49 =	Hungary ex farm	Hungary
	Fresh, whole, gutted, head-off	0.7-4.5 kg/pc	HUF	1121	3.60 3.98 =		
	Fresh on ice - slices		HUF	1332	4.28 4.73 +		
	Fresh on ice - fillets		HUF	1514	4.86 5.37 =		
Crucian Carp/Carassin Carpín <i>Carassius carassius</i>	Live	0.45-0.9 kg/pc	HUF	392	1.26 1.39 =		
Grass Carp/ Carpe chinoise/Carpa China <i>Ctenopharyngodon idellus</i>	Live	0.8-3 kg/pc	HUF	701	2.25 2.49		
	Fresh, whole, gutted, head-off		HUF	1093	3.51 3.88		
Bighead carp/Carpe à grosse tête/Carpa capezona <i>Aristichthys nobilis</i>	Fresh gutted, head-off	0.7-5.0 kg/pc	HUF	694	2.23 2.46 =		
	Fresh on ice - slices		HUF	806	2.59 2.86 =		
	Fresh on ice - fillets		HUF	919	2.95 3.26 =		
	Live	1-5.5 kg/pc	HUF	420	1.35 1.49 =		

EUROPEAN PRICE REPORT

Fish Species Trade Name	Product Form	Grading	Price per kg			Reference & Area	Origin
			As stated	EUR	USD		
FRESHWATER FISH (cont.)							March 2016
Nile perch/Perche du Nil/Perca del Nilo <i>Lates niloticus</i>	Fillet - skinless	300-500 g/pc	4.97 5.50			EU CFR	Uganda
	Interleaved, 100% net weight	500-1000	5.24 5.80				
	Fresh whole yellow red green	200-400 g/pc	2.57 2.84			Italy FCA	Tanzania
		200-400 g/pc	3.62 4.00 +				
		200-400 g/pc	3.56 3.94 -				
		200-400 g/pc	3.54 3.92 -				
	Fresh fillet	200-400 g/pc	5.29 5.85				
		400-700	5.21 5.76				
Fillet - skinless, PBI, IWP	500-1000 g/pc	4.70 5.20			Spain CFR	China	
Nile Tilapia/Tilapia du Nil/Tilapia del Nilo <i>Oreochromis niloticus</i>	Fillet - skinless, IQF, PBO non-treated, 10% glaze	5-7 oz/pc	3.57 3.95				
North African catfish/ Poisson chat nord-africaine/ pez gato <i>Clarias gariepinus</i>	Fresh - fillets skinless		HUF 1304	4.19	4.63 -	Hungary ex farm	Hungary
	Fresh - fillets skin-on		HUF 1675	5.38	5.94 +		
	Fresh, whole, gutted, head-off		HUF 1191	3.82	4.23		
European catfish/ Silure glane/Siluro <i>Silurus glanis</i>	Live	0.8- 4 kg/pc	HUF 1682	5.40	5.97 =		
	Fresh on ice - slices		HUF 2518	8.09	8.93		
	Fresh on ice - fillets		HUF 3225	10.36	11.44		
<i>Pangasius</i> spp.	Fillet refreshed		3.55 3.93			Italy CIF	Viet Nam
	Fillet, IQF, white - 20% glaze	120-170 g/pc	1.85 2.05			CPT	
	Fillet, IQF, white - 20% glaze		1.85 2.05				
	Fillet, IQF, white - 5% glaze	170-220	3.26 2.05				
	Fillet, IQF, white - 20% glaze		1.83 2.02				
	Fillet, 100% net weight, IQF	g/pc	2.26 2.50			Spain CFR	
	Fillet, 100% net weight, interlvd		2.21 2.45				
	NON-TRADITIONAL SPECIES						
Sturgeon/Esturgeon/ Esturione <i>Acipenseridae</i>	Frozen - Whole	1.5-2 kg/pc	5.00 5.53 =			France CIF	France
	Gutted	5-7 kg/pc	6.50 7.19 =				
	Fillets	200-300 g/pc	10.50 11.62 =				
		800-1000	10.50 11.62 =				
<i>A.baeri</i>	Caviar (Aquitaine) metal boxes		1.30 1.44 =				
Ribbonfish <i>Trichiurus lepturus</i>		300-1500 g/pc	2.50 2.77			Europe CFR	Senegal
SEABASS/SEABREAM/MEAGRE							March 2016
Seabass/Bar, Loup/Lubina <i>Dicentrarchus labrax</i>	Fresh - whole farmed	200-300 g/pc	3.80 4.20 =			Greece FOB	Greece
		300-450	4.80 5.31 =				
		450-600	5.20 5.75 =				
		600-800	6.00 6.64 =				
		800-1000	7.50 8.30 =				
		> 1000	8.50 9.40 -				
		200-300 g/pc	4.00 4.43 =			Italy CIF	
		300-450	5.00 5.53 =				
		450-600	5.40 5.97 =				
		600-800	6.20 6.86 =				
		800-1000	7.70 8.52 =				
		> 1000	8.70 9.63 -				

EUROPEAN PRICE REPORT

Fish Species Trade Name	Product Form	Grading	Price per kg			Reference & Area	Origin
			As stated	EUR	USD		
SEABASS/SEABREAM/MEAGRE (cont.)							March 2016
Seabass/Bar, Loup/Lubina <i>Dicentrarchus labrax</i>	Fresh - whole farmed	200-300 g/pc	4.05	4.48 =	France CIF	Greece	
		300-450	5.05	5.59 =			
		450-600	5.45	6.03 =			
		600-800	6.25	6.91 =			
		800-1000	7.75	8.57 =			
		> 1000	8.75	9.68 -			
		200-300 g/pc	4.04	4.47 =	Spain CIF		
		300-450	5.04	5.58 =			
		450-600	5.44	6.02 =			
		600-800	6.24	6.90 =			
		800-1000	7.74	8.56 =			
		> 1000	8.74	9.67 -			
		200-300 g/pc	4.07	4.50 =	Germany CIF		
		300-450	5.07	5.61 =			
		450-600	5.47	6.05 =			
		600-800	6.27	6.94 =			
		800-1000	7.77	8.60 =			
		> 1000	8.77	9.70 -			
		200-300 g/pc	4.05	4.48 =	Portugal CIF		
		300-450	5.05	5.59 =			
		450-600	5.45	6.03 =			
		600-800	6.25	6.91 =			
		800-1000	7.75	8.57 =			
		> 1000	8.75	9.68 -			
		200-300 g/pc	4.23	4.68 =	UK CIF		
		300-450	5.23	5.79 =			
		450-600	5.63	6.23 =			
		600-800	6.43	7.11 =			
		800-1000	7.93	8.77 =			
		> 1000	8.93	9.88 -			
	200-300 g/pc	4.60	5.09 =	Italy CIF			
	300-450	5.30	5.86 =				
	450-600	5.50	6.08 =				
600-800	6.50	7.19 =					
800-1000	8.00	8.85 =					
1000-1500	9.00	9.96 =					
> 1500	11.00	12.17 =					
> 2000	15.50	17.15 =					
Fresh - whole - wild Atlantic	200-300 g/pc	4.40	4.87	Spain CIF	Canary Island (Spain)		
	300-400	4.70	5.20				
	400-600	5.70	6.31				
	600-800	7.91	8.75				
	800-1000	10.21	11.30				
	1000-2000 g/pc	10.80	11.95 -	France	France		
	2000-3000	11.80	13.05 -				
	3000-4000	14.30	15.82 -				
	Fresh - whole - wild Atlantic	1000-2000 g/pc	na	Italy FCA	Morocco		
		> 2000	na				
> 3000		na					



EUROPEAN PRICE REPORT

Fish Species Trade Name	Product Form	Grading	Price per kg			Reference & Area	Origin
			As stated	EUR	USD		
SEABASS/SEABREAM/MEAGRE (cont.)							March 2016
Seabass/Bar, Loup/Lubina <i>Dicentrarchus labrax</i>	Fresh - whole - wild Mediterranean	400-600 g/pc	na			Italy CPT	Egypt
		600-800	12.83	14.19	-		
		800-1000	12.95	14.33	-		
		1000-2000	13.07	14.46	-		
		> 2000	12.64	13.98	-		
		> 3000	33.00	36.51			
	Farmed - Orbetello	Large	10.70	11.84	=	FCA	Italy
		Medium	9.70	10.73	=		
Small		na					
Gilthead seabream/ Dorade royale/Dorada <i>Sparus aurata</i>	Fresh - whole farmed	200-300 g/pc	5.00	5.53	=	Greece FOB	Greece
		300-450	5.10	5.64	=		
		450-600	5.20	5.75	=		
		600-800	5.70	6.31	=		
		800-1000	9.50	10.51	=		
		> 1000	10.50	11.62	=		
		200-300 g/pc	5.20	5.75	=	Italy CIF	
		300-400	5.15	5.70			
		300-450	5.30	5.86	=		
		450-600	5.40	5.97	=		
		600-800	5.90	6.53	=		
		800-1000	9.70	10.73	=		
		> 1000	10.70	11.84	=		
		200-300 g/pc	5.25	5.81	=	France CIF	
		300-450	5.35	5.92	=		
		450-600	5.45	6.03	=		
		600-800	5.95	6.58	=		
		800-1000	9.75	10.79	=		
		> 1000	10.75	11.89	=		
		200-300 g/pc	5.24	5.80	=	Spain CIF	
		300-450	5.34	5.91	=		
		450-600	5.44	6.02	=		
		600-800	5.94	6.57	=		
		800-1000	9.74	10.78	=		
		> 1000	10.74	11.88	=		
		200-300 g/pc	5.27	5.83	=	Germany CIF	
		300-450	5.37	5.94	=		
		450-600	5.47	6.05	=		
		600-800	5.97	6.60	=		
		800-1000	9.77	10.81	=		
		> 1000	10.77	11.92	=		
		200-300 g/pc	5.25	5.81	=	Portugal CIF	
		300-450	5.35	5.92	=		
		450-600	5.45	6.03	=		
		600-800	5.95	6.58	=		
		800-1000	9.75	10.79	=		
		> 1000	10.75	11.89	=		

EUROPEAN PRICE REPORT

Fish Species Trade Name	Product Form	Grading	Price per kg			Reference & Area	Origin
			As stated	EUR	USD		
SEABASS/SEABREAM/MEAGRE (cont.)							March 2016
Gilthead seabream/ Dorade royale/Dorada <i>Sparus aurata</i>	Fresh - whole farmed	200-300 g/pc	5.43	6.01 =	UK CIF	Greece	
		300-450	5.53	6.12 =			
		450-600	5.63	6.23 =			
		600-800	6.13	6.78 =			
		800-1000	9.93	10.99 =			
		> 1000	10.93	12.09 =			
	farmed wild farmed Orbetello	600-800 g/pc	11.88	13.14 +	Italy FCA	Morocco	
		800-1000	11.54	12.77 -			
		1000-2000	16.52	18.28 +			
		> 2000	16.50	18.25 +			
		300-400 g/pc	5.60	6.20 =	CIF	Greece	
		400-600 g/pc	14.00	15.49	CPT	Egypt	
		600-800	12.00	13.28 -			
		800-1000	12.00	13.28 -			
		1000-2000	12.00	13.28 -			
		Large	10.70	11.84 =	FCA	Italy	
		Medium	9.70	10.73 =			
		Small	7.60	8.41 =			
Meagre/Maigre commun/Corvina <i>Argyrosomus regius</i>	Fresh - Whole farmed	500-1000 g/pc	5.00	5.53	CIF	Greece	
		1000-2000	5.18	5.73 +			
		> 2000	5.33	5.90 +			
		> 3000	7.24	8.01			
	wild	> 2000 g/pc	5.50	6.08 =	CPT	Egypt	
		600-800 g/pc	8.50	9.40			
		800-1000	9.40	10.40 =			
		1000-2000	9.40	10.40 =			
		2000-4000	9.40	10.40 =			

GLOBEFISH to meet the Chinese seafood industry at SIFSE

For the first time, **GLOBEFISH** will attend the **Shanghai International Fisheries and Seafood Expo (SIFSE)**.

The expo, now in its 11th year, will be held from **25** to **27** August in **Shanghai**, China.

SIFSE is an international meeting point for professionals involved in the fish trade sector and serves as a global platform to network and share information on seafood trade.

At the 2015 show 80% of attendees were from China, making this event an excellent opportunity to meet with Chinese seafood stakeholders and establish more direct contact with this significant country for fish exports and imports.

China is a key country in the fish trade sector

According to FAO's SOFIA report, China has been responsible for most of the growth in fish availability, owing to the dramatic expansion in its fish production, particularly in aquaculture. China is also the largest exporter of fish and fishery products. Since 2011, it has become the world's third-largest importing country, after the United States of America and Japan.

All GLOBEFISH Partners, Associate Members and Correspondents will receive

20% off of the registration fee

Please contact us in advance at globefish@fao.org



✉ international@sifse.com

🌐 www.sifse.com/en

☎ 86-21-3782-9778





EUROPEAN PRICE REPORT

PRICE REFERENCE (INCOTERMS 2010)

CFR	Cost and Freight
CIF	Cost, Insurance and Freight
CIP	Carriage and Insurance Paid To
CPT	Carriage Paid To
DAT	Delivered at Terminal
DAP	Delivered at Place
DDP	Delivered Duty Paid
EXW	Ex Works
FCA	Free Carrier
FAS	Free Alongside Ship
FOB	Free on Board

(DAF, DES, DEQ and DDU have been cancelled)

PRODUCT FORM

C&P	Cooked and Peeled
FAS	Frozen at Sea
H&G	Headed and Gutted
HOG	Head on Gutted (salmon)
IQF	Individually Quick Frozen
IWP	Individually Wrapped Pack
PBI	Pinbone In
PBO	Pinbone Off
PD	Peeled and Deveined
PTO	Peeled Tail On
PUD	Peeled, Undeveined

SYMBOLS

- + Price increased in original currency since last report
- Price decreased in original currency since last report
- = Updated but unchanged price
- * New insertion
- Not updated since last issue

CURRENCY RATES

		USD	EUR
Canada	CAD	1.39	1.54
Hungary	HUF	278.87	310.75
Norway	NOK	8.64	9.60
USA	USD		1.12
EU	EUR	0.90	
Denmark	DKK	6.70	7.46

Exchange Rates: 17.02.2016

The European Fish Price Report is a monthly GLOBEFISH publication.
This issue was prepared by Helga Josupeit, Wei Wang and Felix Dent.

It can be ordered from the **FISH INFONetwork**:

FAO GLOBEFISH

(Network coordinator)
Viale delle Terme di Caracalla
00153 Rome - Italy
Tel: (39) 06 57052284
Fax: (39) 06 57053020
E-mail: globefish@fao.org
Web site: www.fao.org/in-action/globefish

INFOYU (China)

Room 514, Nongfeng Building
No. 96 East Third Ring Road
Chaoyang District
Beijing 100122 – P.R. China
Tel: (86-10) 59199614
Fax: (86-10) 59199614
E-mail: infoyu@agri.gov.cn
Web site: www.infoyu.net

INFOFISH (Asia/Pacific)

1st Floor, Wisma LKIM
Jalan Desaria - Pulau Meranti
47120 Puchong, Selangor DE
Malaysia
Tel: (603) 80649282/80649169
Fax: (603) 2078 6804
E-mail: info@infofish.org
Web site: www.infofish.org

INFOPECHE (Africa)

Tour C, 19^{ème} étage, Cité
Administrative
Abidjan 01 - Côte d'Ivoire
Tel: (225) 20228980
Fax: (225) 20218054
E-mail: infopeche@aviso.ci
Web site: www.infopeche.ci

EUROFISH

(Central and Eastern Europe)
H.C. Andersens Blvd 44-46
1553 Copenhagen - Denmark
Tel: (45) 33377755
Fax: (45) 33377756
E-mail: info@eurofish.dk
Web site: www.eurofish.dk

INFOSA - sub-office

INFOPECHE (Southern Africa)
89, John Meinert Street- West
Windhoek -Namibia
Tel: (264) 61279430
Fax: (264) 61279434
E-mail: infososa@infososa.org.na
Web site: www.infososa.org.na

INFOPESCA

(Latin America)
Julio Herrera y Obes 1296
11200 Montevideo - Uruguay
Tel: (598) 2 9028701
Fax: (598) 2 9030501
E-mail: infopesca@infopesca.org
Web site: www.infopesca.org

INFOSAMAK

(Arab Region)
71 blvd Rahal El Meskini
Casablanca 20 000 - Morocco
Tel: (212) 522540856
Fax: (212) 522540855
E-mail:
infosamak@infosamak.org
Web site : www.infosamak.org

GLOBEFISH Market Reports are available from the GLOBEFISH web site:
www.fao.org/in-action/globefish



Food and Agriculture
Organization of the
United Nations

Food and Agriculture Organization of the United Nations
Fisheries and Aquaculture Policy and Resources Division
Products, Trade and Marketing Branch
Viale delle Terme di Caracalla
00153 Rome, Italy
Tel +39 06 5705 2884
Fax +39 06 5705 3020
www.fao.org/in-action/globefish