



Food and Agriculture  
Organization of the  
United Nations

GLOBEFISH

# EUROPEAN PRICE REPORT

Issue 03/2015 March



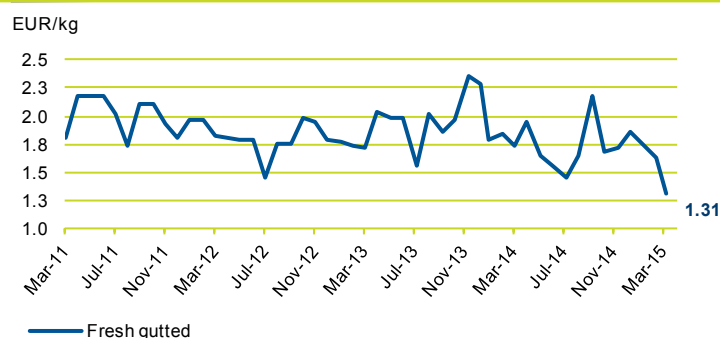
## LATEST TRENDS

The Lent season and, in particular, Holy Week just before Easter, are still the top fish consuming periods in Catholic countries. Demand on the European market is reported to be strong, as the final shipments are being prepared to meet higher consumption in the weeks before Easter. The depreciation of the Euro against the dollar has had no immediate impact on price levels. After Easter, demand is expected to weaken, and prices are expected to decline. This trend is reflected in the current issue of the European Price Report, in which we can observe price declines for the majority of species, while prices increased for only three species.

## GROUNDFISH

In general, **groundfish** catches have been slow, due to the weather conditions in the Northern hemisphere. In **Spain**, reports suggest prices for groundfish species have been rising, in particular for wet salted product which is the main ingredient for the traditional dishes to be consumed during the Lenten period and in the last week before Easter (Semana Santa).

### COD - in Poland (FOB, origin: Baltic Sea)



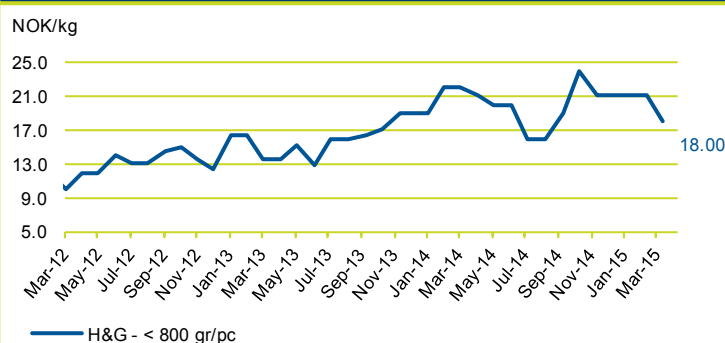
### Index for prices

Groundfish	7
Flatfish	8
Tuna	9
Small Pelagics	9
Cephalopods	10
Crustaceans	10
Bivalves	11
Salmon	12
Trout	12
Freshwater fish	12
Non Traditional Species	13
Seabass-Seabream-Meagre	13

The **European Fish Price Report**, based on information supplied by industry correspondents, aims to provide guidance on broad price trends. Price information is indicative and should be used only for forecasting medium- and long-term trends. FAO is not responsible for any errors or omissions.

The new **Alaska pollack** season is just about to start and traders are waiting to assess whether the fishing will be good. Currently, there is some indication of good supply of Alaska pollack on the market and lower prices. Traders are already selling the 2015 Alaska pollack catch on the **Russian** market at far reduced prices. The first arrivals from the new catch are expected to hit the market next week which will lead to a drop in price. No stocks of **saithe** are available at the moment, as catches have not started yet and prices are even higher than during the previous month.

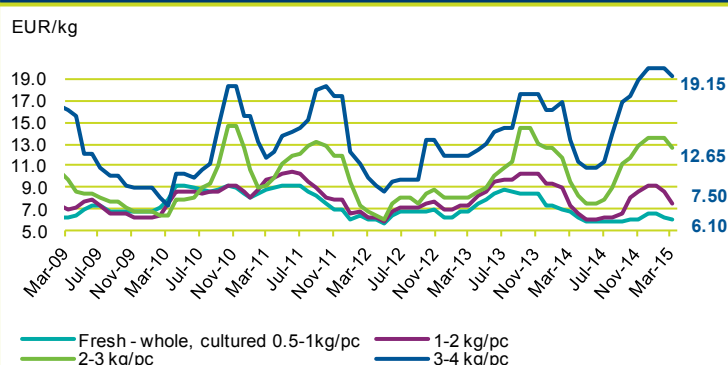
## HADDOCK - H&G, origin: Norway



## FLATFISH

Demand for **turbot** remained stable at low levels while farms reported good growth, leading to a drop in prices. Seawater conditions seem to be suitable, likely to result in good growth of cultured turbot in Spain over the next month – this should see prices continue to fall. Catches of wild flatfish such as turbot and **European sole** have just started again after the winter break, and arrivals on the Southern European market are being sold at lower prices than at the end of the season last year. Further declines in prices are likely after Easter.

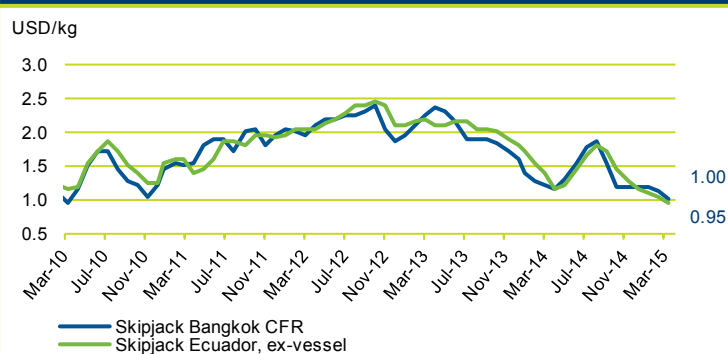
## TURBOT - in Spain, origin: Spain



## TUNA - BILLFISHES

Fishing for tuna in the **Western and Central Pacific** remains moderate and the skipjack price has continued its decline to the USD 1000/tonne CFR level, which is a psychological border line. One has to go as far back as November 2009 to find a skipjack price below this level. Even at this lower level, buyers are hesitant to place large orders. Thai Canneries have reported low production activity while raw material inventories remain at

## TUNA - Pacific Ocean



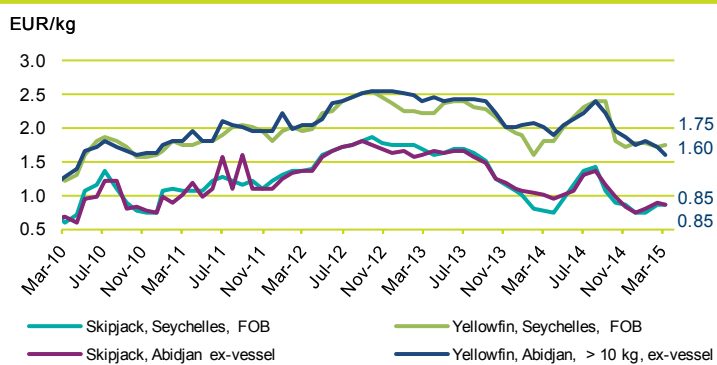
moderate-to-high levels. Fishing is improving slightly in the **Indian Ocean** and local canneries have reported that they are sufficiently stocked at the moment.

The ICCAT FAD closure in the **Atlantic Ocean** ended on 28 February 2015. This, together with favourable weather conditions, has led to improved fishing, with a majority of yellowfin being landed. Both skipjack and yellowfin prices decreased as a result of good fishing and limited demand from the canneries.

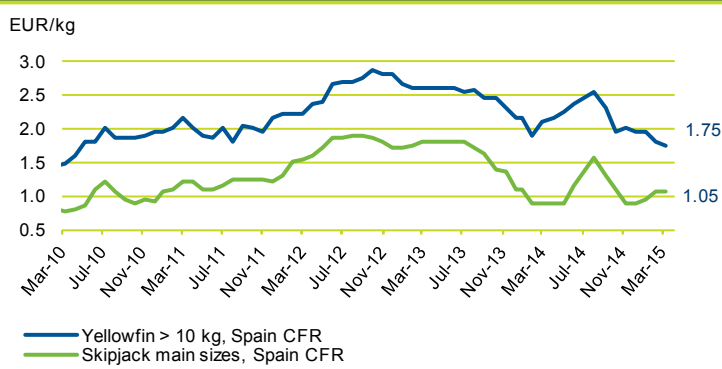
Catches in the **Eastern Pacific** have also improved, with mainly skipjack being landed. Local canneries continue to report healthy inventories. Similarly to Thai Canneries, the local canneries are reporting low factory activity.

As the supply from the Atlantic and Indian Oceans improves, the **European** market for skipjack has remained stable while yellowfin has been selling at lower levels, both for loins and for whole fish.

## TUNA - Indian/Atlantic Oceans



## TUNA - Spanish canneries



## SMALL PELAGICS

Small pelagic catches were slow in the first quarter, a normal seasonal feature. **Mackerel** prices increased somewhat with most of the available quantity booked and therefore not available for free negotiations. New season mackerel are starting to be offered, which means last year's catch is now being sold at a discount. Overall the small pelagic market looks quite stable, with good fishing quotas in Northern Europe.

## CEPHALOPODS

Spanish traders are hesitant to buy **giant squid** which is traded in dollars, awaiting a stronger Euro. At the moment the price of giant squid is too high to be used in the normal preparations from this product (preformed squid rings), generally directed to the lower price bracket of restaurants and supermarkets. In response to this reluctance to buy, **Peruvian** and **Chilean** exporters have reduced their offers as expressed in dollars. For the rest of the cephalopod market, demand and prices are stable.

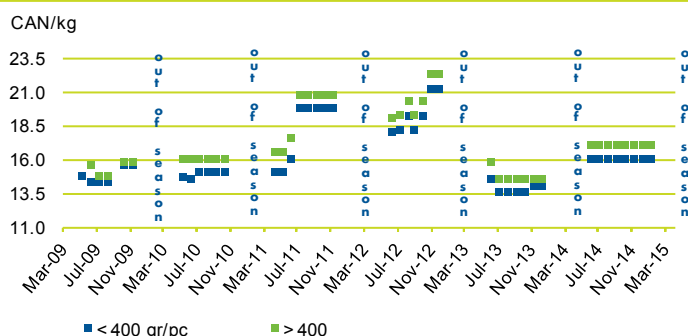
## CRUSTACEANS

**Crab** prices are high due to the end of the fishing season and lower stocks.

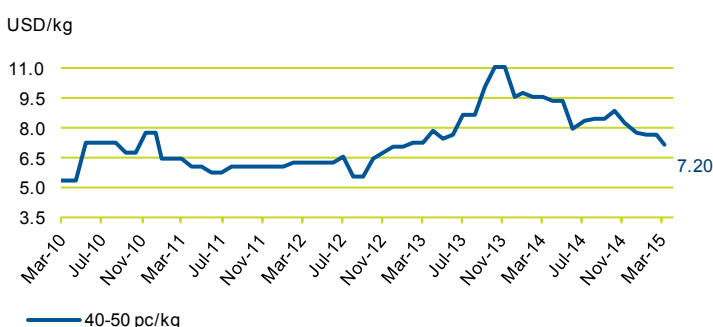
**Lobster** prices remain relatively firm, with strong demand in the main markets and no supply arriving from **Canada**, where the season is yet to start. There are only a few fishing zones open in Canada during winter (around south Nova Scotia). Practically everything is directed to the live market, but the low winter temperatures mean lobsters hardly move on the bottom of the ocean, leading to low catches and sky high prices for live lobster. The big spring season in the Gulf of Saint Lawrence starts on 1 May, when all the lobster producers will start up their factories again. If the winter is long and the water stays cold, the start of the season could be slow. Canada accounts for about one third of EU lobster imports in quantity terms.

**Argentine red shrimp** prices are going down, as exporters in Argentina still have substantial stocks of the product and the new fishing season is just about to start. The expectation is for temporary improvement during Semana Santa. However, following the festive period, shrimp prices for all types and species are likely to decline in view of the strong production forecast for **Indonesia**, **India** and **China**. This downward trend is likely to continue well into summer.

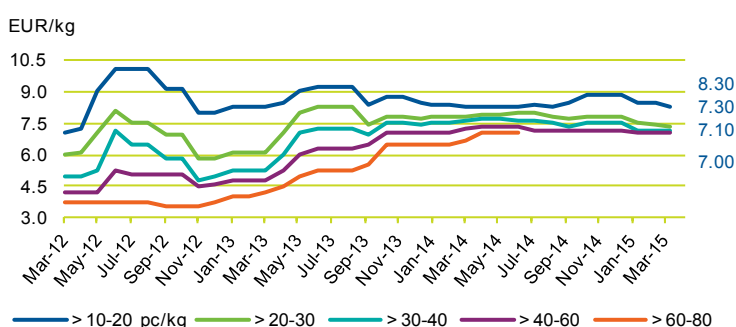
### AMERICAN LOBSTER - in Europe, origin: Canada



### WHITELEG SHRIMP - origin: Ecuador



### ARGENTINA RED SHRIMP - origin: Argentina

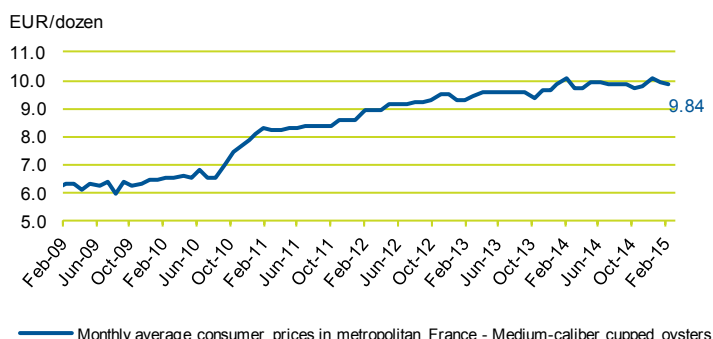


## BIVALVES

It is mainly Irish and Dutch **mussels** present on the French market in March. Spanish galloprovincialis also available as a low price option.

Large-sized **oysters** are more abundant this year due to a warmer autumn and the lack of exports to Russia which is a traditional market for large sizes n°1 and no2. This has led to a slight easing of prices in early 2015. At retail level, however, prices appear to be reasonably stable.

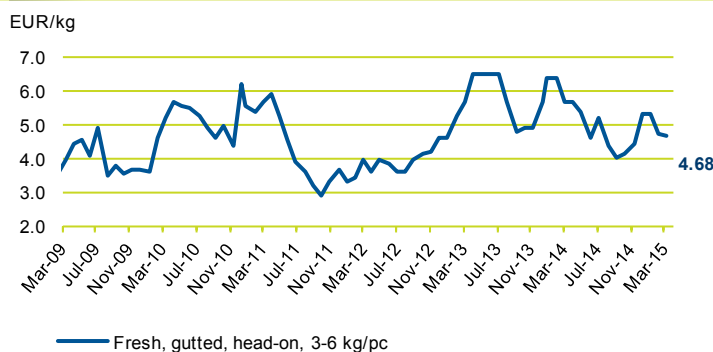
## OYSTER - in France - Source Insee



## SALMON

According to figures from the Norwegian Seafood Council (NSC), **Norwegian** exporters sold 11% more **salmon** in February this year compared with the same month in 2014. Prices so far this year, however, have remained stable somewhat below last year's level, due to a combination of increased supply volumes, the continuing absence of the Russian market and a stronger Kroner. The EU market absorbed some 7% more salmon in February in terms of value, at NOK 2.3 billion. The major growth markets for Norwegian salmon, however, are the US and Asian markets, registering 27% and 28% increases in value respectively and compensating to an extent for the large drop in exports to Eastern Europe.

## SALMON - in France, origin: Norway



The **Scottish** salmon industry, meanwhile, saw almost 11% growth in total export volume in 2014 on the back of strong demand from the USA, France and China, although lower prices meant the corresponding increase in value was only 7%. Higher sea temperatures this year are compounding sea lice problems for the European industry and pushing up costs. At the North Atlantic Seafood Forum in Bergen this month, various possible solutions were discussed, ranging from cleaner wrasse stocking to offshore pens. Together with increasing fishmeal prices, this situation has also fuelled the debate as to the viability of land-based salmon farms, although many people in the industry remain skeptical. In the shorter term, price expectations have been revised downwards recently, with forecasts for the remainder of 2015 now hovering around NOK 40 per kg for whole fresh Atlantic salmon.

## TROUT

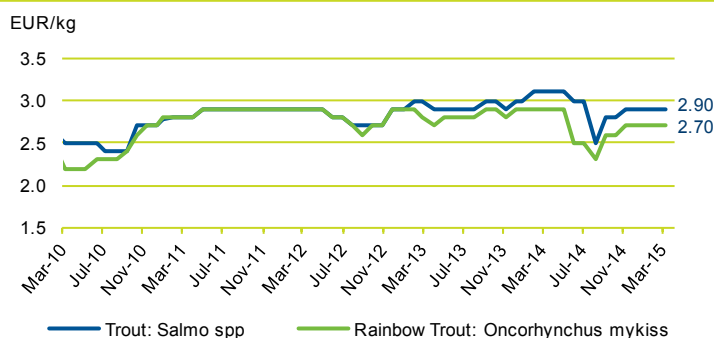
The export market for **Norwegian trout** is currently enduring a difficult period following the loss of the major Russian market, and total export value for February this year was



27% less than the same month last year at NOK 145 million, according to the NSC. The drop in total volume was less at 21%, reflecting an 18% drop in prices.

The trout market in **Italy** is reported to be not very active, with reduced prices. In view of the increased production costs for trout and aquaculture products in general, the present trout price is not sustainable and many producers might have to leave the market.

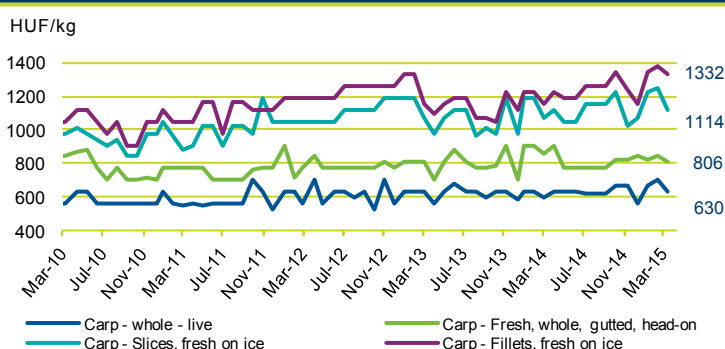
## TROUT - Ex-farm prices in Italy



## FRESHWATER FISH

Lent season is a strong selling period for freshwater fish in landlocked countries or regions with Catholic traditions. **Carp** is a very traditional fish product for the Lent season. **Tilapia** has now also become part of this tradition and prices are expected to pick up during the next weeks in the lead up to Easter.

## CARP - in Europe, origin: Hungary

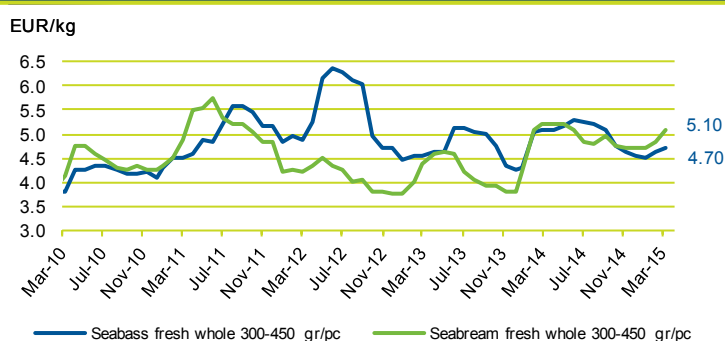


## SEABASS - SEABREAM - MEAGRE

Full year figures for **Turkish bass** and **breem** exports paint a very positive picture for the industry with value up by some 65% in Turkish Lira terms, volume up by some 26% and the average price for fresh bass and bream up by 29% and 33% respectively.

**Greek** exporters, meanwhile, saw a drop in volume of around 8%, with prices up 14% for fresh whole bream and down 5% for fresh whole bass. In general, the outlook for the European bass and bream industry in 2015 is positive, as the projected decrease in harvest volumes should see a corresponding price increase. Indeed, March prices for Greek fish on the Italian market are substantially above those for the same month last year, particularly in the case of bream.

## SEABASS/SEABREAM - in Italy origin: Greece





Fish Species Trade Name	Product Form	Grading	Price per kg			Reference & Area	Origin
			As stated	EUR	USD		
GROUND FISH							March 2015
Cod/Cabillaud, Morue/ Bacalao <i>Gadus morhua</i>	Fresh gutted		1.24	1.31	-	Poland FOB	Baltic Sea
	IQF portion, single frozen	100-150 g/pc	5.95	6.33	=	Italy CIF	Iceland
	Fresh - fillet	100-200 g/pc	4.79	5.10	+	CPT	Denmark
		200-400	6.15	6.54	+		
	Fresh - Whole	1-2 kg/pc	5.25	5.59	-		
		2-4	5.64	6.00	=		
	Single frozen Industrial block		5.20	5.53		Europe DDP	Norway
	Fillet - light salted, skin-on, IQF 100% net weight	500-1000 g/pc	4.01	4.25	=	CFR	China
	Minced - baby food grade		2.65	2.82	*		
	Fillet - wet salted - 1st quality produced from fresh raw material	700-1000 g/pc	9.00	9.57	=	Italy DDP	Iceland
<i>Gadus macrocephalus</i>	Stockfish	700 g/pc	18.50	19.68	=		Norway
	Fillet - wet salted - 1st quality produced from frozen raw material	400-700 g/pc	7.50	7.98	+	CIP	Denmark
Hake/Merlu/Merluza <i>Merluccius capensis</i>	Minced block		1.58	1.68	=	Namibia FOB for Spanish market	Namibia
	H&G, IWP	100-200 g/pc	1.80	1.91	*	Spain FOB	
		350-500	2.20	2.34	*		
		500-800	2.60	2.77	*		
	Fillet skin on	2-4 oz/pc	3.20	3.40	*	DDP	
		4-6	3.75	3.99	*		
		6-8	3.95	4.20	*		
		8-12	4.35	4.63	*		
	IQF portion, trapeze	90-110 g/pc	5.65	6.01	=	Italy CIF	
	<i>Merluccius gayi</i>	H&G	100-200 g/pc	1.56	1.65	-	Europe CFR
1.32				1.40	-	Ecuador	
<i>Merluccius productus</i>	Fillet, PBO		3.11	3.30	=	Spain CIF	USA
	Minced block		1.49	1.58		DDU	
Hoki - Grenadier/ Grenadier/Merluza <i>Macruronus novaezelandiae</i>	Fillet block 20% glaze	140-160 g/pc 180-200	3.82	4.05		Europe CFR	China
			3.82	4.05			
			na				
	Alaska pollack/Lieu de l'Alaska/Colin de Alaska <i>Theragra chalcogramma</i>	Industrial block single frozen		na			USA
		Industrial block double frozen		na			China
	Fillet, IQF	2-4 oz				DDP	
	Fillet, baby food quality		4.00	4.26	*		
	H&G	25+	1.55	1.65	*	Russia	Russia
		30+	1.69	1.80	*	wholesale Moscow	
Surimi (Alaska pollack)	Stick - Paprika	250 g/pc	2.48	2.64	-	France CFR	Spain
Saithe/Lieu noir/ Carbonero (Pollock, Coley) <i>Pollachius virens</i>	Fillet - interleaved	200-400 g/pc	na			Europe CIF	Faroe Islands
	Fillet - skinless, PBI, interleaved	16-32 oz/pc	5.00	5.32	*	Spain DDP	Iceland
Monkfish/Baudroie/ Rape <i>Lophius</i> spp.	Fresh - Tail	< 0.3 kg/pc	4.63	4.93	*	Italy CPT	UK
		0.3-0.5	6.80	7.23	-		
		0.5-1	10.33	10.99	-		
		1-2	10.92	11.62	-		
		> 2	12.13	12.90	-		
	Fresh - whole	0.5-1 kg/pc	5.14	5.47	+	FCA	France
	Tails, skinless	100-250 g/pc	5.75	6.12	=	Spain DDP	Namibia
	Frozen at land	250-500	6.75	7.18	=		
100% net weight	500-1000	8.00	8.51	=			
		> 1000	8.75	9.31	=		



Fish Species Trade Name	Product Form	Grading	Price per kg				Reference & Area	Origin	
			As stated	EUR	USD				
GROUND FISH (cont.)								March 2015	
Haddock/Eglefin/Eglofino <i>Melanogrammus aeglefinus</i>	H&G	< 0.8 kg/pc	NOK	18.00	2.09	2.22	-	Sweden FCA	Norway
Ling/Lingue franche/ Maruca <i>Molva molva</i>	Fillet - <b>wet salted</b> Produced from fresh raw material 1st quality	1-1.5 kg/pc		4.90	5.21	=		Italy DDP	Faeroe Islands
FLAT FISH								March 2015	
Turbot/Rodaballo <i>Psetta maxima</i>	Fresh - whole cultured	0.5-1 kg/pc		6.10	6.49	-	Spain CIF	Spain	
		1-2		7.50	7.98	-			
		2-3		12.65	13.46	-			
		3-4		19.15	20.37	-			
	Fresh - whole wild	< 0.5kg/pc		7.40	7.87	*		Netherlands	
		1-2	No quotations						
		2-3							
		3-4							
	Fresh - whole  wild	0.4-0-6 kg/pc		5.30	5.64	*	Italy CPT	Spain/Portugal	
		0.8-1		5.70	6.06	*			
		1-1.5		6.70	7.13	-			
		1.5-2		8.20	8.72	*			
		2-2.5		12.20	12.98	=			
		0.5-1 kg/pc		8.98	9.55	+		Netherlands	
		0.7-1		9.05	9.63	+			
		1-2		12.71	13.52	+			
	> 3		na						
Sole/Sole/ Lenguado <i>Solea vulgaris</i>	Fresh - whole wild	< 170 g/pc		na			Spain CIF		
		160-220		11.95	12.71	*			
		200-300		12.75	13.56	*			
		300-400		13.10	13.94	*			
		400-500		13.20	14.04	*			
	500-600		13.75	14.63	*				
	Fresh - whole	No. 2		11.71	12.46	*	Italy CIF		
		No. 3		11.18	11.89	*			
		No. 4		10.75	11.44	*			
	Fresh - gutted	No. 2		11.77	12.52	-	CPT		
No. 3			11.02	11.72	-				
No. 4			10.58	11.26	-				
No. 5			10.49	11.16	*				
European plaice/ Plie d'Europe/ Solla europea <i>Pleuronectes platessa</i>	Fresh - whole	300-400 g/pc		4.10	4.36	*	Spain CIF		
		400-600		5.10	5.43	*			
		> 600		6.10	6.49	*			
	IQF, white skin-on, 25% glaze	No. 2		4.40	4.68	+	Netherlands FOB for Italian market		
			4.85	5.16	+				
European Flounder/ Flet d'Europe/ Platija europea <i>Platichthys flesus</i>	Fresh - whole			1.25	1.33	*	Italy CPT	Denmark	
				1.40	1.49	+	FCA	Netherlands	
Greenland Halibut/ Flétan noir/ Fletán negro <i>Reinhardtius hippoglossoides</i>	Fillet - skinoff, boneless, blockfrozen			4.85	5.16	*	Denmark FOB	Greenland	





Fish Species Trade Name	Product Form	Grading	Price per kg			Reference & Area	Origin
			As stated	EUR	USD		
TUNAS/BILLFISHES						March 2015	
Tuna/Thon/Atún <i>Thunnus spp.</i>	Skipjack - whole	main size	0.94	1.00	-	Bangkok CFR	Western/Central Pacific Ocean
	Skipjack - whole		0.90	0.95	-	Ecuador	Eastern Tropical Pacific Ocean
	Yellowfin - whole		1.58	1.68	+	ex-vessel	Pacific Ocean
	Skipjack - whole	main size	0.85	0.90	=	Seychelles	Indian Ocean
	Yellowfin - whole		1.75	1.86	+	FOB	
	Skipjack - whole		0.85	0.90	-	Abidjan	Atlantic Ocean
	Yellowfin - whole	> 10 kg	1.60	1.70	-	ex-vessel	
	Skipjack - whole	1.8-3.4 kg/pc	1.05	1.12	=	Spanish	Various origins
	Yellowfin - whole	> 10 kg	1.75	1.86	-	Canneries CFR	
	Skipjack - cooked & cleaned loins - vacuum packed	double cleaned	5.00	5.30	*	Italy DDP	Solomon Islands
	Yellowfin - cooked & cleaned loins - vacuum packed	double cleaned	7.17	7.60	-		Kenya/Mauritius/Solomon Is.
	Yellowfin - whole	3-10 kg	1.40	1.49	=	Spain DAT	Indian Ocean
	Bigeye - whole	> 10 kg	1.60	1.70	+		
	Yellowfin - whole	> 10 kg	1.80	1.91	-		Atlantic Ocean
	Skipjack - whole	> 3,5 kg	1.15	1.22	*		
	Yellowfin - frozen loins		4.50	4.79	+	DDP	Eastern Pacific Ocean
	Skipjack - frozen loins		3.65	3.88	*		
	Albacore - whole		> 10 kg	3.00	3.19	*	CFR
	Skipjack - pre-cooked loins	double cleaned single cleaned	3.87	4.10		Europe CFR	Ecuador
	Yellowfin - pre-cooked loins		4.81	5.10			
			4.72	5.00			
	Skipjack - whole	1.9-3.4 kg/pc	1.08	1.15		FOB	
		3.5-5.0 kg/pc	1.18	1.25			
		> 1.8 kg/pc	1.19	1.26	*		
					Tunisia CFR	New Zealand	
Swordfish/Espadon/ Pez espada <i>Xiphias gladius</i>	Frozen at sea, DWT 100% net weight	30-50 kg/pc 50-70	6.20 6.10	8.61 8.47	+	Spain FOT	Spain
SMALL PELAGICS						March 2015	
Mackerel/Maquereau/ Caballa <i>Scomber scombrus</i>	Fresh - whole		2.95	3.14		Italy CPT	France
	Whole	200-400 g/pc 300-500	No quotations			Netherlands/Poland	UK
	H&G	> 200 g/pc	1.25	1.33	+	FOB	
						for Eastern Europe	Greenl./Faroe. I
	Whole	3-4 pc/kg	0.92	0.98	*	Spain FOB	Spain
Herring/Hareng/Arenque <i>Clupeidae</i>	Fresh - fillet		2.47	2.63		Italy CPT	Denmark
		250-300 g/pc > 300	1.11 1.22	1.18 1.30	*	Russia	Russia
						wholesale Moscow	
Sprat/Sprat/Espadin <i>Sprattus sprattus</i>	Fresh - whole	70-100 g/pc	0.38 0.21	0.40 0.22	- +	Poland FOB	Baltic
Sardine/Sardine/Sardina <i>Sardina pilchardus</i>	Fresh - whole		0.97	1.03	+	Italy CPT	Croatia
			1.28	1.36	-		Italy
	IQF	9-10.5 cm	0.86	0.91		Tunisia FOB for European market	Tunisia



Fish Species Trade Name	Product Form	Grading	Price per kg			Reference & Area	Origin	
			As stated	EUR	USD			
CEPHALOPODS							March 2015	
Squid/Encornet/Calamar <i>Loligo</i> spp.  <i>Dosidicus gigas</i>	Frozen - whole	S (< 18 cm)	5.60	5.96 +	Italy CIF	South Africa		
		M (18-25)	5.70	6.06 =				
		L (25-30)	6.00	6.38 +				
		XL (>30)	6.00	6.38 +				
	Fillet - clean, pack in block and bulk bag	A	1.04	1.10 -	Europe CFR	Peru		
			1.04	1.10 -		Chile		
		Tentacles - bailarina cut, pack in block and bulk bag	A	1.13		1.20 -	Peru	
				1.23		1.30 -	Chile	
		Raw wings - skin-on, pack in block and bulk bag	A	0.66		0.70 -	Peru	
				0.66		0.70 -	Chile	
Boiled fillets Darum		2.08	2.20 *	Peru				
Boiled wings		1.51	1.60 *					
Octopus/Poulpe/Pulpo <i>Octopus vulgaris</i>	Whole	T1	9.25	9.84 *	Morocco FOB, for Spanish market	Morocco		
		T2	8.25	8.78 *				
		T3	7.05	7.50 *				
		T4	7.50	7.98 *				
		T5	6.45	6.86 *				
	Sushi slice	7 g/pc	13.40	14.20	Europe CFR	Indonesia		
		100% net weight	9	13.40			14.20	
	Flower type	1-2 g/pc	3.68	3.90 -				Senegal
		90% net weight	2-4	4.62				
	Whole	T1-T3	5.00	5.32				
T4-T6		4.70	5.00					
Cuttlefish/Seiche/ Sepia <i>Sepia</i> spp.	Choco	All sizes	3.50	3.72	Germany CFR	India		
	Mungo	5-6-7-8	3.25	3.46				
	Whole, cleaned, IQF	< 1	3.87	4.10				
25% glaze		1-2	3.77	4.00				
CRUSTACEANS							March 2015	
Whiteleg shrimp/ Crevette pattes blanches/Camarón patiblanco <i>Penaeus vannamei</i>	PD, chemical treatment 100% net weight treated with non-phosphate	31-40 pc/lb	11.42	12.10 +	Europe CFR	Indonesia		
		41-50	10.47	11.10 +				
		51-60	9.62	10.20 +				
		61-70	9.06	9.60 +				
		71-90	8.49	9.00 +				
		91-120		na				
	PD, STPP treated, 20% glaze	21-25 pc/lb	8.96	9.50		Viet Nam		
		26-30	8.30	8.80				
		31-40	7.36	7.80				
	Head-on, shell-on	30-40 pc/kg	8.00	8.51 -		Central America		
		40-50	7.10	7.55 -				
		50-60	6.80	7.23 -				
		60-70	5.90	6.28 -				
		70-80	5.40	5.74 -				
		80-100	5.20	5.53 -				
		100-120	4.70	5.00 -				
	Head-on, shell-on	30-40 pc/kg	8.53	8.10 -	South/Central America FOB for European main ports	Ecuador		
		40-50	7.03	7.20 -				
		50-60	6.32	6.90 +				
Argentine red shrimp/ Salicoque rouge/ d'Argentine/Camarón langostín argentino <i>Pleoticus muelleri</i>	Head-on, shell-on	10-20 pc/kg	8.30	8.83 =	Spain EXW	Argentina		
		20-30	7.30	7.77 -				
		30-40	7.10	7.55 =				
		40-60	7.00	7.45 =				



Fish Species Trade Name	Product Form	Grading	Price per kg			Reference & Area	Origin
			As stated	EUR	USD		
CRUSTACEANS (Cont.)							March 2015
Black tiger/Crevette tigrée/Camarón tigre <i>Penaeus monodon</i>	Headless 20% glaze, IQF	13-15 pc/kg	13.68	14.50	-	Europe /Russia CFR	Bangladesh
		16-20	13.44	14.25	=		
		21-25	13.49	14.30	+		
		26-30	13.11	13.90	+		
		31-40	10.47	11.10			
		41-50	9.81	10.40			
		51-60	9.15	9.70			
Norway lobster/ Langoustine/Cigala	Fresh - Whole 4X1.5 kg	11-15 pc/kg	16.70	17.77	*	Spain DDP	Netherlands
		16-20	14.70	15.64	*		
		21-30	12.75	13.56	*		
		31-40	9.50	10.11	*		
		41-50	7.75	8.24	*		
		Tails	12.25	13.03	*		
	Whole	00	12.38	13.17	*	CIF	Scotland
		0	10.38	11.04	*		
		1	9.38	9.98	*		
		2	8.38	8.91	*		
		3	7.38	7.85	*		
		4	6.38	6.79	*		
		5	5.38	5.72	*		
			No quotations				
European lobster/ Homard européen/ Bogavante <i>Homarus gammarus</i>	Live - bulk	400-600 g/pc	25.00	26.60	-	France delivered to French vivier companies	Ireland
		600-800	25.00	26.60	-		
American lobster/ Homard américain/ Bogavante americano <i>Homarus americanus</i>	Frozen whole cooked popsicle (canners) (markets)	< 450 g/pc	out of season			Europe CIF	Canada
		> 400					
		300 g/pc				France DDP	
Edible crab/Tourteau/ Buey de mar <i>Cancer pagurus</i>	Live	T2 13-16 cm	2.99	3.18	=	Auction	Ireland
BIVALVES							March 2015
Oyster/Huître/Ostra <i>Crassostrea gigas</i>	Live	No. 3	4.50	6.09	-	France prod. price	Ireland/France
Mussel/Moule/Mejillón <i>Mytilus edulis</i> <i>Mytilus galloprovincialis</i>  <i>Mytilus chilensis</i>	Live - Bottom mussel		2.10	2.23	=	wholesale	France
			1.80	1.91	=		Netherlands
	Live - Rope	60-80 pc/kg	2.00	2.13	=	France wholesale	Spain
	Fresh	20-25 pc/kg	0.85	0.90	=	Spanish market EXW	Spain
		25-30	0.80	0.85	+		
		30-40	0.55	0.59	-		
		40-70	0.50	0.53	=		
	IQF - shell-off, 7% glaze	200-300 pc/kg	4.60	4.89	=	Italy CIF	Chile
Cooked mussel meat IQF	100-200 pc/kg	3.16	3.35		France CIF		
	200-300	3.07	3.25				
	300-500	2.97	3.15				
Cooked mussel whole shell, IQF	80-100 pc/kg	2.26	2.40				
Scallop/Coquille Saint- Jacques/Vieira <i>Argopecten purpuratus</i>	meat, roe-on, IQF, 100% net weight, 10 kg bag	30-40 g/pc	No quotations			Peru FOB (for EU market)	Peru
Razor shell/Couteau/ Navajas - <i>Solenidae</i>	Fresh	10-12 cm	3.80	4.04	*	Spain CIF	Netherlands

Fish Species Trade Name	Product Form	Grading	Price per kg			Reference & Area	Origin		
			As stated	EUR	USD				
SALMON							March 2015		
Atlantic salmon/ Saumon de l'Atlantique/ Salmón del Atlántico <i>Salmo salar</i>	Fresh - gutted, head-on Superior quality	2-3 kg/pc	na			France CIF	Scotland		
		3-4	na						
		4-5	5.40	5.74	-				
		5-6	5.58	5.94	-				
		> 6	5.66	6.02	+				
	Fresh - gutted, head-on Superior quality	2-3 kg/pc	3.70			3.94 -	Norway		
		3-4	4.62					4.91 +	
		4-5	4.74					5.04 -	
		5-6	4.68					4.98 -	
		> 6	4.75					5.05 -	
Fresh - Whole - Superior	2-3 kg/pc	na			Italy FCA				
	3-4	4.96						5.28 =	
	4-5	5.00						5.32 =	
	5-6	4.79						5.10 -	
	6-7	4.71						5.01 -	
IQF portion	100-150 g/pc	10.00			10.64 -	CIF	Denmark		
Whole	4-5 pc/kg	5.40			5.74 *	Tunisia CFR	Norway		
	5-6	5.40			5.74 *				
Chum salmon/ Saumon chien/Keta	Fillet skinless, boneless, treated Clor 13+, Bulk,	400-1000 g/pc	5.78			6.13 *			
		1000-1500	5.78			6.13 *			
TROUT							March 2015		
Trout/Truite/Trucha <i>Salmo trutta</i>	Whole, gutted, <b>fresh on ice</b>	0.25-0.4 kg/pc	HUF	1477	6.20	6.60 +	Hungary ex-farm	Hungary	
	Fillet - farmed	250-400 g/pc	7.20			7.66 +	Italy ex-farm	Italy	
	Live - farmed	500-700 g/pc	2.90			3.09 =			
Rainbow trout/ Truite arc-en-ciel/ Trucha arco iris <i>Oncorhynchus mykiss</i>	Live - farmed	250-400 g/pc	2.70			2.87 =			
	Gutted		3.70			3.94 =			
FRESHWATER FISH							March 2015		
Carp/Carpe/Carpa <i>Cyprinus spp.</i>	Live	1.2-5 kg/pc	HUF	630	2.07	2.20 -	Hungary ex farm	Hungary	
	Fresh, whole, gutted, head-on	0.8-4.5 kg/pc	HUF	806	2.65	2.82 -			
	Fresh, whole, gutted, head-off	0.7-4.5 kg/pc	HUF	988	3.25	3.45 -			
	Fresh on ice - slices		HUF	1114	3.67	3.90 -			
	Fresh on ice - fillets		HUF	1332	4.39	4.66 -			
Bighead carp/Carpe à grosse tête/Carpa capezona <i>Aristichthys nobilis</i>	Fresh gutted, head-off	0.7-5.0 kg/pc	HUF	630	2.07	2.20 -			
	Fresh on ice - slices		HUF	806	2.65	2.82			
	Fresh on ice - fillets		HUF	876	2.89	3.06 -			
	Live	1-5.5 kg/pc	HUF	385	1.27	1.35 -			
Crucian Carp/ Carassin/Carpín <i>Carassius carassius</i>	Live	0.45-0.9 kg/pc	HUF	490	1.61	1.71			
Grass carp/ Carpe herbivore/ Carpa china <i>Ctenopharyngodon idellus</i>	Live	0.8-3 kg/pc	No quotations						
	Fresh - whole, gutted, head-on	0.7-2.5 kg/pc							
	Fresh on ice - slices								
	Fresh on ice - fillets								
Wels/Silure glane/Siluro <i>Silurus glanis</i>	Whole	0.8-4 kg/pc							
Barramundi <i>Lates calcarifer</i>	Fresh - whole, gutted, head-off	0.6-0.9 kg/pc	HUF	2849	9.38	9.96 *			



Fish Species Trade Name	Product Form	Grading	Price per kg				Reference & Area	Origin	
			As stated	EUR	USD				
FRESHWATER FISH (cont.)								March 2015	
North African catfish/ Poisson-chat nord- africain/Pez-gato <i>Clarias gariepinus</i>	Fresh - whole, gutted, head-on	0.6-2.2 kg/pc	na				Hungary ex farm	Hungary	
	Fresh head-off	0.4-2.0 kg/pc	na						
	Fresh on ice - fillets, skinless		HUF	1477	4.86	5.16			-
	Fresh on ice - fillets, skin-on		na						
Nile perch/Perche du Nil/Perca del Nilo <i>Lates niloticus</i>	Fillet - skinless	300-500 g/pc	5.75 6.10 -				EU CFR	Uganda	
	Interleaved, 100% net weight	500-1000	5.94 6.30 -						
	Fillet - skinless, PBI, IWP	500-1000 g/pc	6.37 6.75 +				Spain CFR	Tanzania	
Nile Tilapia/Tilapia du Nil/Tilapia del Nilo <i>Oreochromis niloticus</i>	Fillet - skinless, IQF, PBO non-treated, 10% glaze	5-7 oz/pc	4.25 4.50 -					China	
Panga <i>Pangasius</i> spp.	Fillet - thawed		3.02 3.21 -					Italy CPT	Viet Nam
	Fillet, IQF, white - 20% glaze	120-170-220	2.03 2.15 +				Spain CFR		
	Fillet, 100% net weight, IQF	g/pc	2.41 2.55 =						
	Fillet, 100% net weight, interlvd		2.36 2.50 =						
NON-TRADITIONAL SPECIES								March 2015	
Sturgeon/Esturgeon/ Esturione <i>Acipenseridae</i> <i>A.baeri</i>	Frozen - Whole	1.5-2 kg/pc	5.00 5.32				France CIF	France	
	Gutted	5-7 kg/pc	6.50 6.91						
	Fillet	200-300 g/pc	10.50 11.17						
	Caviar (Aquitaine) metal boxes		1 300 1 383						
SEABASS/SEABREAM/MEAGRE								March 2015	
Seabass/Bar, Loup/Lubina <i>Dicentrarchus labrax</i>	Fresh - whole farmed	200-300 g/pc	3.60 3.83 -				Greece FOB	Greece	
		300-450	4.50 4.79 +						
		400-600	4.90 5.21 +						
		600-800	6.00 6.38 -						
		800-1000	8.00 8.51 +						
		> 1000	9.50 10.11 +						
		200-300 g/pc	3.80 4.04 -				Italy CIF		
		300-450	4.70 5.00 +						
		450-600	5.10 5.43 +						
		600-800	6.20 6.60 -						
		800-1000	8.20 8.72 +						
		> 1000	9.70 10.32 +						
		200-300 g/pc	3.85 4.10 -				France CIF		
		300-450	4.75 5.05 +						
		450-600	5.15 5.48 +						
		600-800	6.25 6.65 -						
		800-1000	8.25 8.78 +						
		> 1000	9.75 10.37 +						
		200-300 g/pc	3.84 4.09 -				Spain CIF		
		300-450	4.74 5.04 +						
		450-600	5.14 5.47 +						
		600-800	6.24 6.64 -						
		800-1000	8.24 8.77 +						
		> 1000	9.74 10.36 +						
		200-300 g/pc	3.87 4.12 -				Germany CIF		
		300-450	4.77 5.07 +						
		450-600	5.17 5.50 +						
		600-800	6.27 6.67 -						
		800-1000	8.27 8.80 +						
		> 1000	9.77 10.39 +						





Fish Species Trade Name	Product Form	Grading	Price per kg			Reference & Area	Origin	
			As stated	EUR	USD			
SEABASS/SEABREAM/MEAGRE (Cont.)							March 2015	
Seabass/Bar, Loup/Lubina <i>Dicentrarchus labrax</i>	Fresh - whole farmed	200-300 g/pc	3.85	4.10	-	Portugal CIF	Greece	
		300-450	4.75	5.05	+			
		450-600	5.15	5.48	+			
		600-800	6.25	6.65	-			
		800-1000	8.25	8.78	+			
		> 1000	9.75	10.37	+			
		200-300 g/pc	4.03	4.29	-	UK CIF		
		300-450	4.93	5.24	+			
		450-600	5.33	5.67	+			
		600-800	6.43	6.84	-			
		800-1000	8.43	8.97	+			
		> 1000	9.93	10.56	+			
		200-300 g/pc	4.20	4.47	=	Italy CIF		
		300-450	4.90	5.21	=			
		450-600	5.30	5.64	=			
		600-800	7.00	7.45	=			
		800-1000	10.00	10.64	=			
		1000-1500	11.50	12.23	=			
		> 1500	12.50	13.30	=			
		> 2000	15.00	15.96	=			
		200-300 g/pc	No quotations			Greece EXW for Eastern Europe		
		300-400						
		400-600						
		600-800						
	800-1000							
	> 1000							
	Fresh - whole farmed	< 200 g/pc	3.40	3.62	+	Spain CIF	Canary Island (Spain)	
		200-300	4.20	4.47	+			
		300-400	4.50	4.79	+			
		400-600	5.20	5.53	=			
600-800		6.91	7.35	=				
Fresh - whole - wild Mediterranean		600-800	10.20	10.85	+	Italy CPT		Egypt
	800-1000	10.20	10.85	+				
	1000-2000	11.13	11.84	+				
	> 2000	11.13	11.84	+				
	Gilthead seabream/ Dorade royale/Dorada <i>Sparus aurata</i>	Fresh - whole farmed	200-300 g/pc	4.50	4.79	+	Greece FOB	
300-450			4.80	5.11	+			
450-600			4.90	5.21	+			
600-800			5.80	6.17	=			
800-1000			7.00	7.45	+			
> 1000			9.00	9.57	+			
200-300 g/pc			4.70	5.00	+	Italy CIF		
300-450			5.10	5.43	+			
450-600			5.10	5.43	+			
600-800			6.00	6.38	=			
800-1000		7.20	7.66	+				
> 1000		9.20	9.79	+				



Fish Species Trade Name	Product Form	Grading	Price per kg			Reference & Area	Origin
			As stated	EUR	USD		
SEABASS/SEABREAM/MEAGRE (cont.)							March 2015
Gilthead seabream/ Dorade royale/Dorada <i>Sparus aurata</i>	Fresh - whole farmed	200-300 g/pc	4.75	5.05 +	France CIF	Greece	
		300-450	5.05	5.37 +			
		450-600	5.15	5.48 +			
		600-800	6.05	6.44 =			
		800-1000	7.25	7.71 +			
		> 1000	9.25	9.84 +			
		200-300 g/pc	4.74	5.04 +	Spain CIF		
		300-450	5.04	5.36 +			
		450-600	5.14	5.47 +			
		600-800	6.04	6.43 =			
		800-1000	7.24	7.70 +			
		> 1000	9.24	9.83 +			
		200-300 g/pc	4.77	5.07 +	Germany CIF		
		300-450	5.07	5.39 +			
		450-600	5.17	5.50 +			
		600-800	6.07	6.46 =			
		800-1000	7.27	7.73 +			
		> 1000	9.27	9.86 +			
		200-300 g/pc	4.75	5.05 +	Portugal CIF		
		300-450	5.05	5.37 +			
		450-600	5.15	5.48 +			
		600-800	6.05	6.44 =			
		800-1000	7.25	7.71 +			
		> 1000	9.25	9.84 +			
		200-300 g/pc	4.93	5.24 +	UK CIF		
		300-450	5.23	5.56 +			
		450-600	5.33	5.67 +			
		600-800	6.23	6.63 =			
		800-1000	7.43	7.90 +			
		> 1000	9.43	10.03 +			
	Fresh - whole - wild Atlantic	800-1000 g/pc	12.16	12.94 -	Italy FCA	Morocco	
	Fresh - whole farmed	1000-2000	15.87	16.88 +		CPT	Egypt
		> 2000	10.88	11.57 -			
600-800 g/pc		11.20	11.91 +				
Meagre/Maigre commun/Corvina <i>Argyrosomus regius</i>	Fresh - Whole - wild  farmed	800-1000 g/pc	7.22	7.68 +	FCA	Greece	
		1000-2000	7.13	7.59 +			
		2000-4000	7.25	7.71 +			
		3000-5000	7.00	7.45			
		800-1000 g/pc	na				
		1000-2000	5.00	5.32			
		> 2000 g/pc	7.50	7.98 =			

## PRICE REFERENCE (INCOTERMS 2010)

CFR	Cost and Freight
CIF	Cost, Insurance and Freight
CIP	Carriage and Insurance Paid To
CPT	Carriage Paid To
DAT	Delivered at Terminal
DAP	Delivered at Place
DDP	Delivered Duty Paid
EXW	Ex Works
FCA	Free Carrier
FAS	Free Alongside Ship
FOB	Free on Board

*(DAF, DES, DEQ and DDU have been cancelled)*

## PRODUCT FORM

C&P	Cooked and Peeled
FAS	Frozen at Sea
H&G	Headed and Gutted
HOG	Head on Gutted (salmon)
IQF	Individually Quick Frozen
IWP	Individually Wrapped Pack
PBI	Pinbone In
PBO	Pinbone Off
PD	Peeled and Deveined
PTO	Peeled Tail On
PUD	Peeled, Undeveined

## SYMBOLS

- + Price increased in original currency since last report
- Price decreased in original currency since last report
- = Updated but unchanged price
- \* New insertion
- Not updated since last issue

## CURRENCY RATES

		USD	EUR
Canada	CAD	1.27	1.35
Hungary	HUF	286	303.63
Norway	NOK	8.11	8.61
USA	USD		1.06
EU	EUR	0.94	
Denmark	DKK	7.03	7.46

Exchange Rates: 12/03/15

**The European Fish Price Report** is a monthly GLOBEFISH publication.  
This issue was prepared by Helga Josupeit, Karine Boisset and Felix Dent.

It can be ordered from the **FISH INFONetwork**:

**FAO GLOBEFISH**

(Network coordinator)  
Viale delle Terme di Caracalla  
00153 Rome - Italy  
Tel: (39) 06 57055188  
Fax: (39) 06 57053020  
E-mail: [globefish@fao.org](mailto:globefish@fao.org)  
Web site: [www.globefish.org](http://www.globefish.org)

**INFOPECHE** (Africa)

Tour C, 19<sup>ème</sup> étage, Cité  
Administrative  
Abidjan 01 - Côte d'Ivoire  
Tel: (225) 20228980  
Fax: (225) 20218054  
E-mail: [infopeche@aviso.ci](mailto:infopeche@aviso.ci)  
Web site: [www.infopeche.ci](http://www.infopeche.ci)

**INFOPESCA**

(Latin America)  
Julio Herrera y Obes 1296  
11200 Montevideo - Uruguay  
Tel: (598) 2 9028701  
Fax: (598) 2 9030501  
E-mail: [infopesca@infopesca.org](mailto:infopesca@infopesca.org)  
Web site: [www.infopesca.org](http://www.infopesca.org)

**INFOYU** (China)

Room 514, Nongfeng Building  
No. 96 East Third Ring Road  
Chaoyang District  
Beijing 100122 – P.R. China  
Tel: (86-10) 59199614  
Fax: (86-10) 59199614  
E-mail: [infoyu@agri.gov.cn](mailto:infoyu@agri.gov.cn)  
Web site: [www.infoyu.net](http://www.infoyu.net)

**EUROFISH**

(Central and Eastern Europe)  
H.C. Andersens Blvd 44-46  
1553 Copenhagen - Denmark  
Tel: (45) 33377755  
Fax: (45) 33377756  
E-mail: [info@eurofish.dk](mailto:info@eurofish.dk)  
Web site: [www.eurofish.dk](http://www.eurofish.dk)

**INFOSAMAK**

(Arab Region)  
71 blvd Rahal El Meskini  
Casablanca 20 000 - Morocco  
Tel: (212) 522540856  
Fax: (212) 522540855  
E-mail:  
[infosamak@infosamak.org](mailto:infosamak@infosamak.org)  
Web site : [www.infosamak.org](http://www.infosamak.org)

**INFOFISH** (Asia/Pacific)

1st Floor, Wisma LKIM  
Jalan Desaria - Pulau Meranti  
47120 Puchong, Selangor DE  
Malaysia  
Tel: (603) 80649282/80649169  
Fax: (603) 2078 6804  
E-mail: [info@infofish.org](mailto:info@infofish.org)  
Web site: [www.infofish.org](http://www.infofish.org)

**INFOSA** - sub-office

**INFOPECHE** (Southern Africa)  
89, John Meinert Street- West  
Windhoek -Namibia  
Tel: (264) 61279430  
Fax: (264) 61279434  
E-mail: [infosa@infosa.org.na](mailto:infosa@infosa.org.na)  
Web site: [www.infosa.org.na](http://www.infosa.org.na)

**GLOBEFISH Market Reports are available from the GLOBEFISH web site:**  
**[www.globefish.org](http://www.globefish.org)**



Food and Agriculture  
Organization of the  
United Nations

**GLOBEFISH**

Food and Agriculture Organization of the United Nations  
Fisheries and Aquaculture Policy and Economics Division  
Products, Trade and Marketing Branch  
Viale delle Terme di Caracalla  
00153 Rome, Italy  
Tel +39 06 5705 3288  
Fax +39 06 5705 3020  
[www.globefish.org](http://www.globefish.org)