

EUROPEAN PRICE REPORT

Issue 01/2014
January 2014

*The **European Fish Price Report**, based on information supplied by industry correspondents, aims to provide guidance on broad price trends. Price information is indicative and should be used only for forecasting medium- and long-term trends.
FAO is not responsible for any errors or omissions.*

INDEX FOR PRICES

Groundfish	9
Flatfish	10
Tuna	11
Small Pelagics	11
Cephalopods	11
Crustaceans	12
Bivalves	14
Salmon	15
Trout	15
Freshwater fish	15
Non Traditional Species	16
Seabass-Seabream-Meagre	16

LATEST TRENDS

GROUND FISH

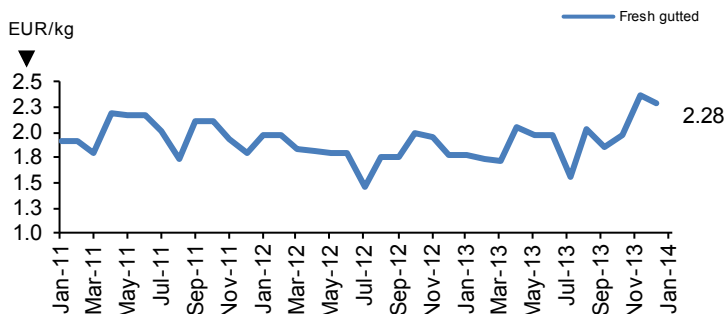
Although 2013 was generally a positive year for the **Russian** fishery industry, catches in the Far Eastern fishing basin decreased last year, mainly because of lower **Alaska pollock** catches. The total catch of 1 555 800 tonnes of Alaska pollock was 66 400 tonnes down on the 2012 figure. In December, wholesale prices for Alaska pollock in the Russian Far East (Vladivostok) were maintained at 55-57 RUB/kg (1.22-1.26 EUR/kg) and USD 1 680-1 700/tonne (1.24-1.25 EUR/kg) for export markets. However, a decrease in prices was reported at the end of the month because Russian buyers were waiting for new catches at the beginning of 2014 and demand from international markets was weak. Chinese processing factories made their stocks before the start of 2014 and the market situation is quiet as a result.

During January-September 2013, **German** imports of **Alaska pollock** frozen fillet decreased by 8% in volume compared with the same period in 2012. However, China (the number one supplier to this market) increased its market share by 11% to a total of 65 500 tonnes. Imports of frozen cod fillets by Germany were up 20% during the period under survey, with China again the main supplier.

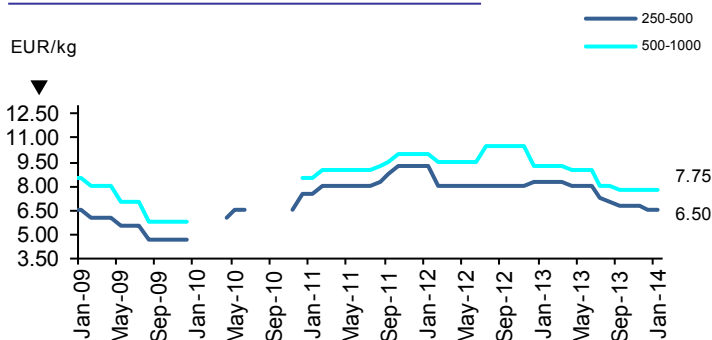
In 2013 **Norway** set a new record for fresh and frozen whole **cod** exports. Exports of fresh Norwegian cod were up by 56% in volume and 19% in value compared with the previous year. Fresh Norwegian cod products, and in particular the seasonal fresh skrei, are becoming increasingly popular, particularly in Sweden and in the UK. Total groundfish export volume increased by 11% compared with 2012.



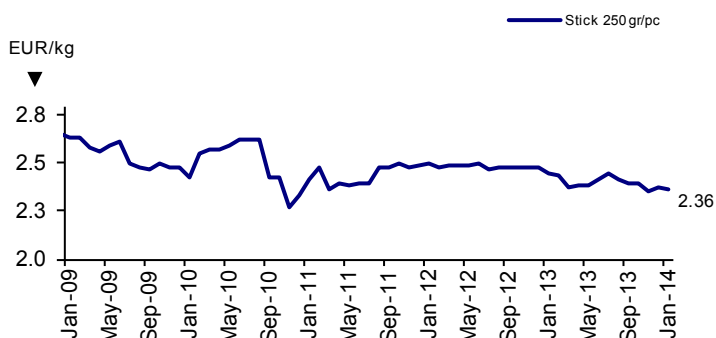
Cod - In Poland (FOB, origin: Baltic Sea)



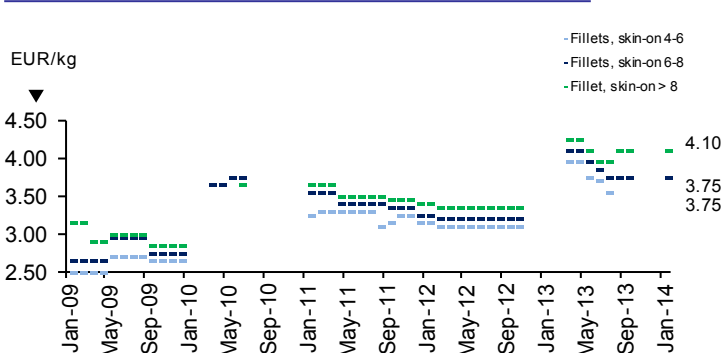
Monkfish - IQF tails, skinless, 20% glazing - IWP in Spain, origin: Namibia



Surimi - In France, origin: Spain

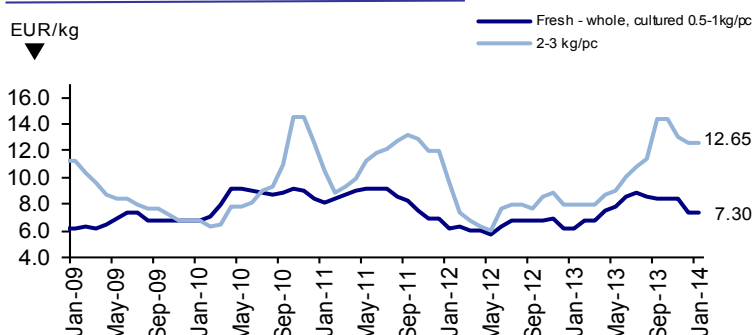


Hake (*Merluccius capensis*) - in Spain, origin: Namibia



FLATFISH

Turbot (farmed) - In Spain, origin: Spain



Although **turbot** sales were reasonable during Christmas, farms in Spain still have good quantities of fish. Demand in January is expected to be low, as is usual for this time of the year, and therefore prices are expected to remain stable.

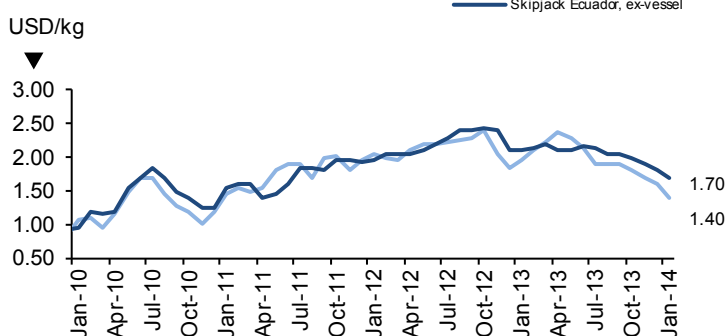
In Europe, prices of other **flatfish** remain stable this month.

TUNA

Good catches have been reported in the **Western and Central Pacific**, especially in Kiribati and Nauru waters. With continuing weak demand in Bangkok, the price of skipjack has dropped to USD 1400/tonne CFR and even lower.

Fishing in the **Eastern Pacific** has been mixed, and the price of skipjack has weakened to USD 1700/tonne, ex-vessel Manta, creating concern

Tuna - Pacific Ocean

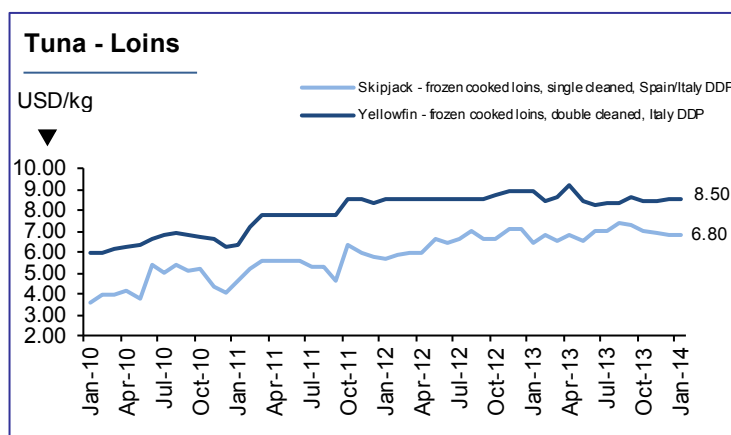
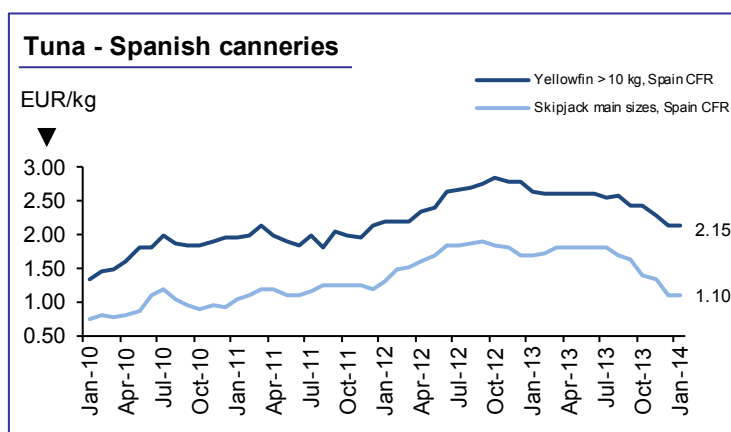
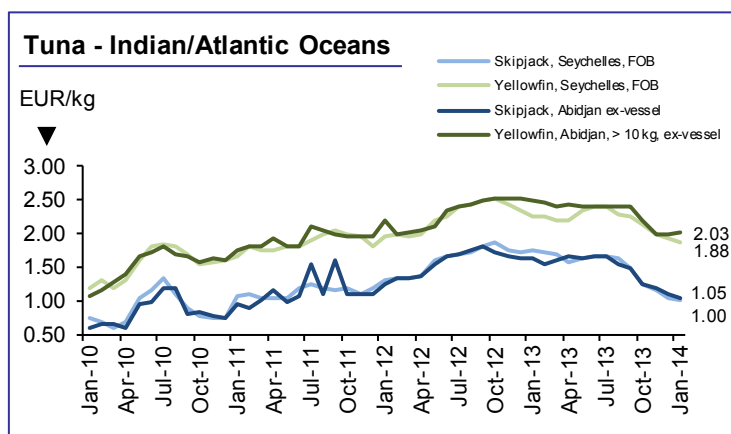


among importers. Price for large yellowfin is at USD 2400/tonne. Ecuador will benefit from an extra year of export tariff preferences under the EU Generalized System of Preferences (GSP plus), giving respite to the tuna sector. Meanwhile, the Government of Ecuador is accelerating negotiations with the European Union to agree on a long-term trade agreement. Negotiations started again on 9 January 2014. Annual IATTC figures for 2013 reveal a 2% increase in catches compared with 2012 (+ 11 170 tonnes: +9% for yellowfin, +1.7% for skipjack and -3.6% for bigeye).

In the **Atlantic Ocean** fishing is slow. The skipjack price has fallen further to EUR 1050/tonne ex-vessel Abidjan, but the yellowfin price has increased to EUR 2025/tonne.

Vessels in the **Indian Ocean** have reported mixed results, mainly catches on FADs. With some processors still closed for the holiday season, vessels are transhipping their catches to other markets. The skipjack price has slipped down to EUR 1000/tonne and yellowfin to EUR 1875/tonne FOB Mahe.

As the **European** markets return from the holidays, price quotes still stand at EUR 1100/tonne CFR Spain for skipjack and EUR 2150 CFR Spain for yellowfin. The market price for cooked, double-cleaned yellowfin loins remains at USD 8500/tonne DDP Italy.



Prices for Spanish-caught **swordfish** are slightly decreasing. Large quantities of swordfish from Asia (and more particularly from Taiwan PC) are reported to have entered the Spanish market at lower prices (around EUR 4.00/kg). Although the quality may be inferior, the price is very attractive.

SMALL PELAGICS

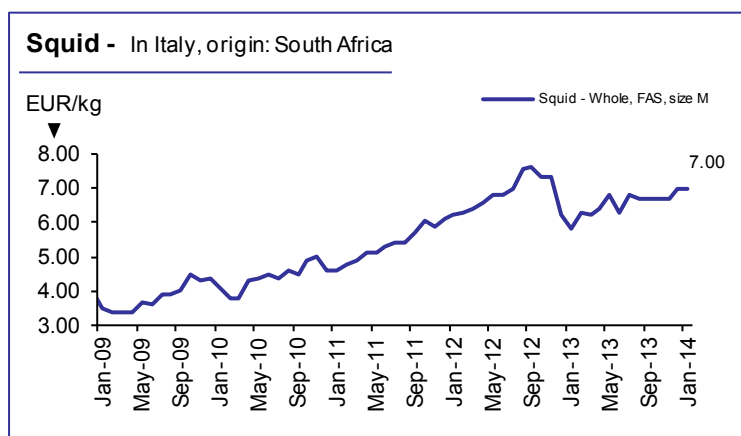
In **Denmark**, so far, no official landings have been reported but the fleet is out fishing for **Baltic sprat**. It has been reported that prices remain around DKK 8 900/9 000 FOB Denmark for 72% standard fishmeal.

In **Iceland** some fishing vessels reported good **capelin** stocks in the North of the country but fishing was interrupted by bad weather conditions. Weather conditions also delayed the departure of the research vessels to conduct the new biomass assessment. However, the first vessels have now reported a few hundred tons of capelin caught by both purse seine and trawl. The starting TAC for capelin has been set at 160 000 tonnes, of which 80 659 tonnes has been allocated to Iceland, but may possibly be increased as news has been fairly positive from the fishing grounds. Also, good local **herring** fishing has been reported, bringing the total for this species to 59 896 tonnes against the 81 357 tonnes quota.

In **Norway**, no fishing is reported for fishmeal and oil at the moment as the main focus is on **spring spawning herring** for human consumption. Total catches of spring spawning herring reached 26 261 tonnes against the preliminary 280 124 tonne quota. Before Christmas, the coastal states were not able to reach an agreement on the 2014 quotas for spring spawning herring, **mackerel** and **blue whiting** but a new set of meetings have now been scheduled. Negotiations on mackerel will take place from 15 to 17 January, then on spring spawning herring and blue whiting from 20 to 21 January, before Norway and EU negotiate their fishery agreement on 27 January. Total feed sales last year reached 1 597 551 tonnes against 1 642 848 tonnes in 2012. However, fish feed sales have been exceptionally good in December (10% higher compared with December 2012) and are expected to remain so in the coming months (should seawater temperatures remain higher than normal) after an unusually cold winter, which was the main reason for the decrease versus 2012.

The value of **Norwegian** exports of **pelagic** fish totalled NOK 6.5 billion in 2013, which represents a decrease of 18% compared with the previous year. The decline is mainly the result of reduced quotas and lower prices for herring. The biggest market for pelagic fish in 2013 was Russia, followed by Japan, China and Lithuania.

CEPHALOPODS



The situation for **squid** in **South Africa** continues to be very difficult. Ten days ago, there were some signs of fish, but adverse weather conditions interrupted fishing. Supplies remain low as a result. However, there is hope that this month will see some squid moving onto the fishing grounds. A positive development has been the weakness of the local currency, which will raise export revenues.

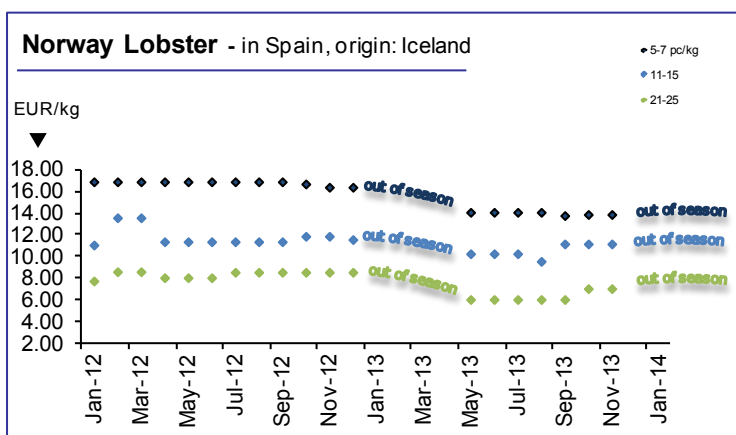
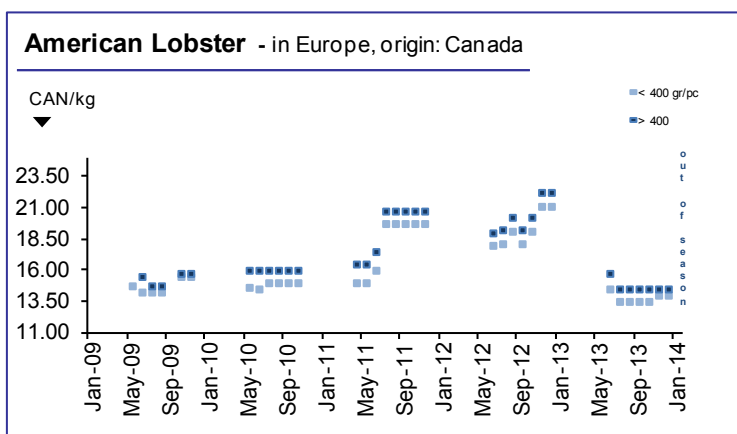
In **Indonesia**, the **octopus** season is still in full swing, although catches have decreased as a result of bad weather. Presently, the main size available is 1-2 kg/pc.

In **Peru** and **Chile**, **giant squid** (*dosidicus gigas*) landings remain very poor. In Chile, the season started this month but some factories will stop processing this species soon as vessels and processing plants will focus on jack mackerel instead. In Peru, the

new season is expected to bring better landings thanks to improved water temperatures. It is reported that giant squid demand has increased somewhat in comparison with last month, while prices remain stable.

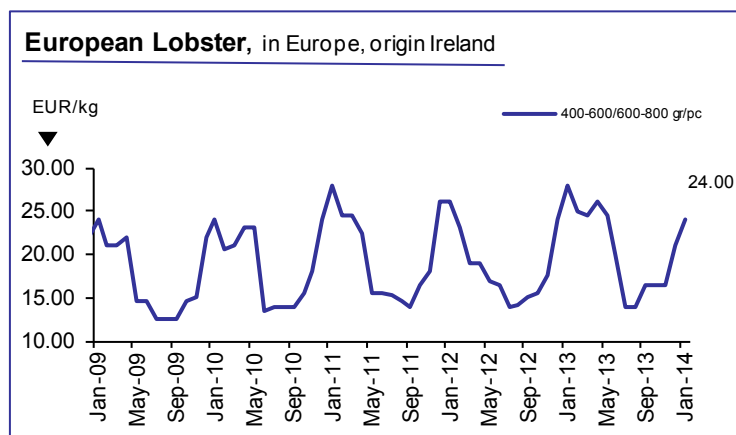
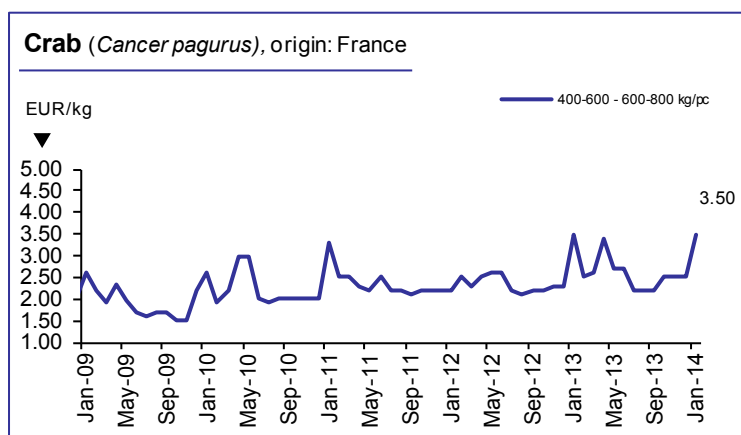
CRUSTACEANS

American lobster is now in the off-season and the new season will start again in May. All major importing markets in Europe, including Belgium and other neighboring countries (mainly retailers) will soon report on the level of sales during the peak season. Indications are that Belgian sales have gone up by 20% this year. In 2014, Belgium will see lobster, as well as oyster, removed from the basket of products used to calculate inflation.



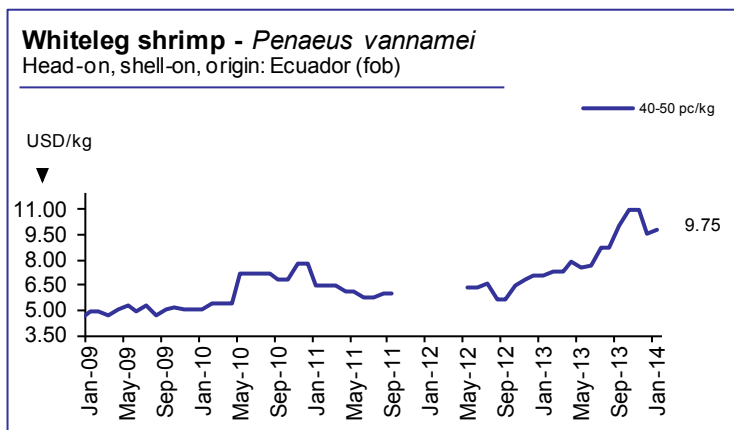
The off-season continues for **Norway lobster**.

European-caught crustaceans, such as **Cancer pagurus** and **Homarus gammarus**, reached their seasonal peak a little later than usual. Fishing in late December and early January has been poor because of adverse weather conditions. Prices for both species peaked in mid-December, corresponding to end-of-year consumption.

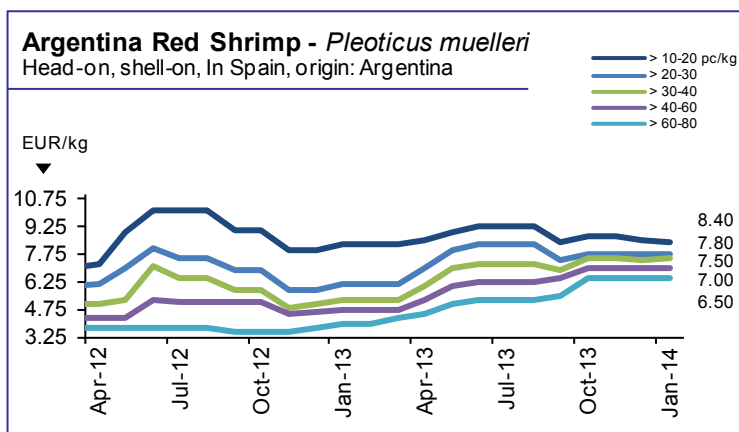


Shrimp

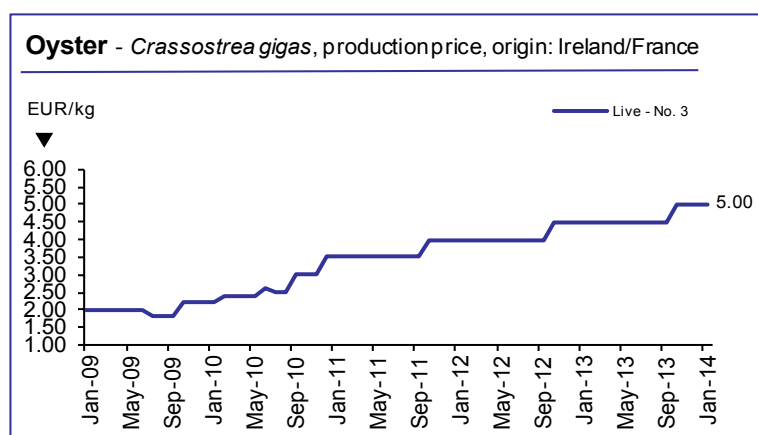
Vannamei production is very limited. In Thailand, India and Central America the harvest period is over. The major supplier at the moment is Ecuador. On the other hand, the first months of the year are also the months of lower shrimp consumption. Prices were stable in December but a slight increase in January has been reported. Vannamei prices remain very high on the European market, where consumption has clearly dropped. January-September import figures indicate that EU shrimp imports were down 6% by volume compared with the same period in 2012. Imports of Ecuadorian shrimp (Ecuador is the top supplier to Europe) fell by 11% over the same timeframe. Reduced supply worldwide - a consequence of acute hepatopancreatic necrosis syndrome (AHPNS) also called EMS - has been absorbed by other markets such as China. At the beginning of this month, Thai and Taiwanese scientists jointly announced the successful development of a detection method for the shrimp disease which should benefit shrimp farmers internationally.



Argentine red shrimp sales have been good in Europe during the festive season. Stocks at destination are now low as a result and mainly consist of 10-20 pc/kg size products. However, prices remain stable this month partly as a consequence of the decrease in demand usually observed at the beginning of each year, but also due to the arrival on the market of ground frozen shrimp in large quantities following good catches in Argentina during the months of November and December.



BIVALVES



Oyster prices remained strong during the festive season because of the decrease in supply. However, at retail level, prices appear reasonably stable in order to contain potential consumer resistance during the seasonal peak in consumption.

On the French market, the bouchot **mussel** season weakened in early

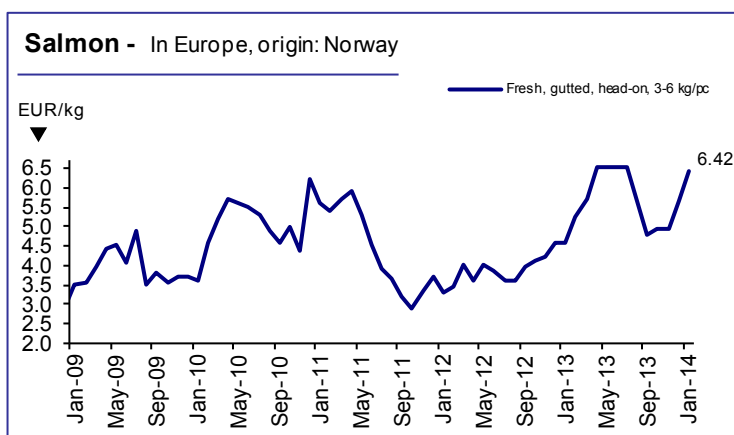
January and consequently, the presence of mainly Dutch but also Irish *Mytilus edulis* has increased in the retail sector. Spanish *Mytilus galloprovincialis* in MAP trays are being offered at a low price this month in the retail sector.

In Peru, the price of **scallop** raw material is rising every week as harvesting volumes are decreasing. The French and American markets are ready to start buying again.

SALMON

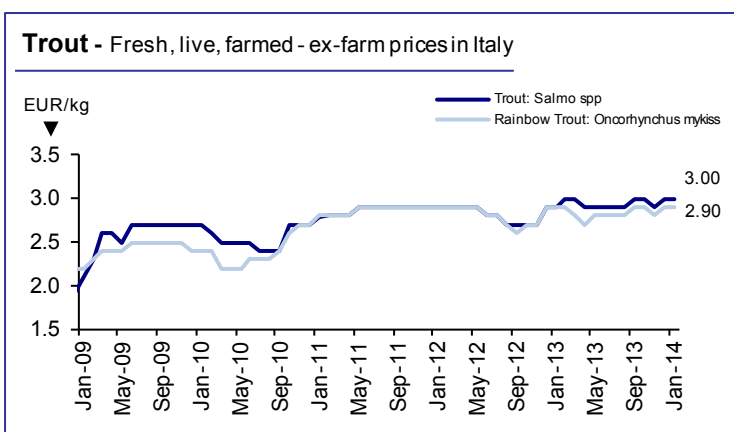
The **salmon** industry continues to break records, driven by a combination of reduced supply growth, resilient demand in traditional markets and the emergence of new, rapidly expanding consumer bases in countries such as Brazil, Russia and China. Favourable NOK/EUR exchange rate development has also aided Norwegian exporters, and the 2013 export value of NOK 39.8 billion reported by the Norwegian Seafood Council, 35% more than 2012, is the highest ever. However, decreased export volumes reflect inadequate Norwegian supply, and Chile looks to have increased its share of the EU market in 2013, doubling its EU-destined exports in Jan-Nov 2013 compared with the same period in 2012.

Prices for Norwegian salmon have also been hitting new heights, breaking the NOK 50/kg mark for fresh whole Atlantics in mid-December, and ensuring significantly increased revenues from all major export destinations despite lower volumes. Processors are less pleased with the greatly increased cost of raw material, however, as they represent something of a pressure point in the supply chain when retailers are slow to raise prices for consumers.



Prices softened somewhat in early January, falling back below NOK 50/kg, but expectations of another year of low production growth in Norway, combined with a forecast of negative production growth in Chile, should see high prices continue for the foreseeable future.

TROUT



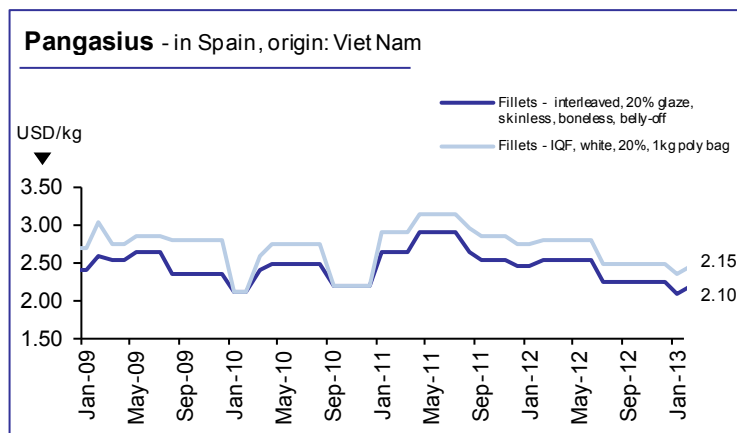
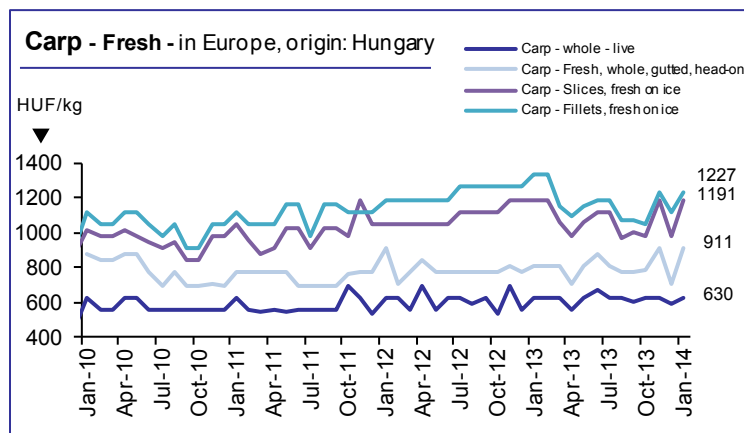
Higher prices for **Norwegian trout** saw an increase in export value of 32% in 2013 compared with 2012, up to NOK 2.4 billion. Whole fresh Norwegian trout fetched an average of NOK 41.53/kg in 2013, 40% higher than 2012. Volumes remained approximately stable. Exports to

the EU and Asia increased at the expense of Eastern Europe and particularly Russia, where there has been a shift towards Chilean trout.

Trout prices from Italian farms increased slightly this month as supply is somewhat limited.

FRESHWATER FISH

In Hungary, **carp** prices have been reasonably high after the end-of-year holiday sales.

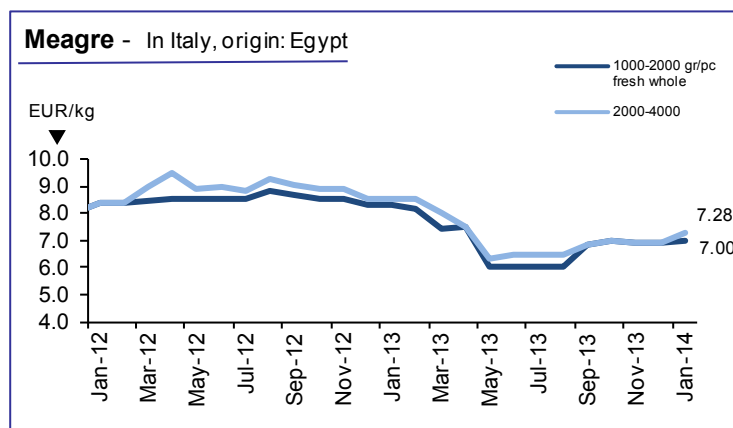
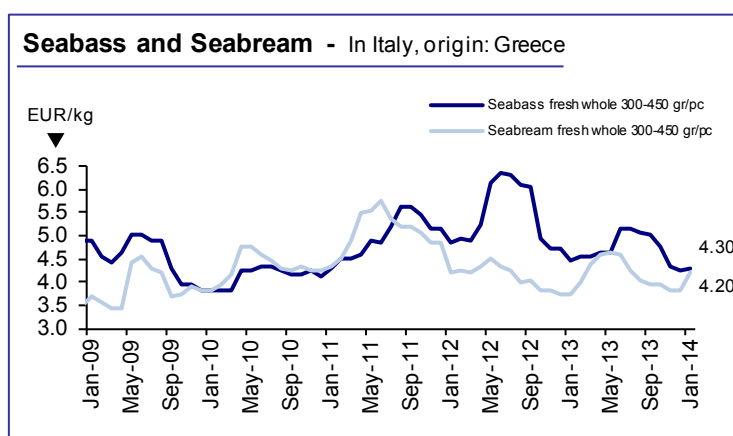


Nile perch prices were stable in December but during the first week of January the lack of fish has pushed prices sky high (more than EUR 7.00/kg).

SEABASS/SEABREAM/MEAGRE

After a difficult 2013 with low prices and tight credit, producers are looking towards 2014 with some cautious optimism. The cause for this is more to be found on the supply side than from any expectations of a market rebound as biomass estimates from Greece and Turkey indicate somewhat lower volumes of bass and bream than last year. This should lead to a firming of prices and a more balanced market.

Prices in January are up from December but this is quite normal as some producers finished their inventories of market-size product during the final weeks of last year.



Fish Species Trade Name	Product Form	Grading	Price per kg As stated EUR USD			Reference & Area	Origin
GROUND FISH							January 2014
Cod/Cabillaud, Morue/ Bacalao <i>Gadus morhua</i>	Fresh gutted		1.32	1.79	-	Poland FOB	Baltic Sea
	Minced frozen (for baby food)		2.45	3.32	+	France DDP	Norway
	IQF portion, single frozen	100-150 gr/pc	5.90	8.00	=	Italy CIF CPT	Iceland
	Fresh - fillet	100-200 gr/pc	4.95	6.71	-		Denmark
		200-400	7.20	9.77			
	Fresh - Whole	1-2 kg/pc	4.83	6.55	-	Spain CFR	China
		2-4	4.97	6.74	-		
	Fillet - IQF - light salted double frozen, 20% glaze		2.14	2.90	*		FOB
Fillet	4-8 oz	No quotaions					
	8-16						
Hake/Merlu/Merluza <i>Merluccius capensis</i> <i>Merluccius productus</i> <i>Merluccius gayi</i>	B&P block		2.80	3.80		Namibia FOB for Spanish market	Namibia
	Minced block		1.58	2.14	=		
	Fillet - skin-on, plate, landfrozen	2-4 oz/pc	3.35	4.54	*	Spain DDP	
		4-6	3.75	5.09	*		
		6-8	3.75	5.09	*		
		8-12	4.10	5.56	*		
	IQF portion, trapeze	90-110 gr/pc	5.40	7.33	+	Italy CIF	
	Fillet, PBO		2.49	3.37	=	Spain CIF	USA
Minced block	1.36		1.85	=			
H&G	100-200 gr/pc	1.03	1.40	=	Peru FOB (for EU market)	Peru	
Hoki - Grenadier/ Grenadier/Merluza <i>Macruronus magellanicus</i> <i>Macruronus novaezelandiae</i>	Block		No quotations			Spain CIF	Chile
	Block - PBO						Argentina
	Pieces block		CIF	New Zealand			
	Fillet block				2.54	3.45	=
Alaska pollack/Lieu de l'Alaska/Colín de Alaska <i>Theragra chalcogramma</i>	Fillet (for baby food)		No quotations			Europe DAP	USA
Surimi (Alaska pollack)	Stick - Paprika	250 gr/pc	2.36	3.20	-	France CFR	Spain
Saithe/Lieu noir/ Carbonero (Pollock, Coley) <i>Pollachius virens</i>	Minced A (for baby food)		No quotations			Europe DDP	Norway
	Fillet - skinless, PBI, interleaved	16-35 oz	3.60	4.88	*	Spain DDP	Iceland
Monkfish/Baudroie/ Rape <i>Lophius</i> spp.	Fresh - Tail	0.3-0.5 kg/pc	12.95	17.57	+	Italy CPT	UK
		0.5-1	15.17	20.58	+		
		1-2	16.11	21.85	+		
		> 2	15.75	21.37	+		
	Fresh - whole	0.5-1 kg/pc	5.63	7.64	+	FCA	France
		1-2	5.65	7.66	+		
Tails, skin-off, IWP	100-250 gr/pc	5.75	7.80	*	Spain DDP	Namibia	
	250-500	6.50	8.82	*			
	500-1000	7.75	10.51	*			
	> 1000	8.25	11.19	*			
Haddock/Eglefin/Eglofino <i>Melanogrammus aeglefinus</i>	H&G	< 0.8 kg/pc	NOK 19.00	2.26	3.06	Norway FCA	Norway

Fish Species Trade Name	Product Form	Grading	Price per kg			Reference & Area	Origin		
			As stated	EUR	USD				
FLATFISH								January 2014	
Turbot/Rodaballo <i>Psetta maxima</i>	Fresh - whole cultured	0.5-1 kg/pc	7.30	9.90 =	Spain CIF	Spain			
		1-2	9.30	12.62 =					
		2-3	12.65	17.16 =					
		3-4	16.15	21.91 =					
	Fresh - whole wild	0.5-1 kg/pc	17.70	24.01		Netherlands			
		1-2	18.20	24.69					
		2-3	21.70	29.44					
		3-4	27.70	37.58					
		4-6	32.70	44.36					
		> 6	37.70	51.14					
	Fresh - whole	0.8-1 kg/pc	7.50	10.17 -	Italy FCA	Spain			
			1.5-2	8.30			11.26 -		
			1-1.5	7.50			10.17 -		
			2-2.5	11.70			15.87 -		
		0.5-1 kg/pc	9.20	12.48 +		Netherlands			
			0.7-1	10.72			14.54 +		
1-2			13.47	18.27 +					
> 3			16.50	22.38 +					
Sole/Sole/ Lenguado <i>Solea vulgaris</i>	Fresh - whole	< 170 gr/pc	9.00	12.21	Spain CIF	Netherlands			
		160-220	9.50	12.89					
		210-300	10.90	14.79					
		300-400	13.20	17.91					
		400-600	18.20	24.69					
		600-800	20.20	27.40					
		800-1000	17.70	24.01					
	Fresh - whole	No. 1	5.00	6.78	Italy CIF				
		No. 2	4.10	5.56					
		No. 3	3.90	5.29					
		No. 4	3.70	5.02					
	Fresh - whole	No. 3	10.63	14.42 -	FOB				
		No. 3	11.08	15.03 *					
		No. 4	9.20	12.48 *					
	Fresh - gutted	No. 2	14.83	20.12 -	FCA				
		No. 3	9.53	12.93 -					
No. 4		7.49	10.16 -						
No. 5		7.70	10.45 +						
Fillet (for baby food)		No quotations		Europe DAP		USA			
European plaice/ Plie d'Europe/ Solla europea <i>Pleuronectes platessa</i>	Fresh - whole	150-300 gr/pc	No quotations		Spain CIF	Netherlands			
		300-400							
		400-600							
		> 500							
	IQF, white skin-on, 25% glaze	No. 2	3.90	5.29 -	Netherlands FOB				
	IQF skin-off, 25% glaze		4.15	5.63 =					
European Flounder/ Flet d'Europe/ Platija europea <i>Platichthys flesus</i>	Fresh - whole		1.48	2.01 -	Italy CPT	Denmark			
	Fillet		6.25	8.48	CIF	Netherlands			
	Fresh - whole		1.95	2.65 =	FCA				

Fish Species Trade Name	Product Form	Grading	Price per kg			Reference & Area	Origin	
			As stated	EUR	USD			
TUNAS/BILLFISHES							January 2014	
Tuna/Thon/Atún <i>Thunnus spp.</i>	Skipjack - whole	main size	1.03	1.40	-	Bangkok CFR	Western/Central Pacific Ocean	
	Skipjack - whole		1.25	1.70	-	Ecuador ex-vessel	Eastern Tropical Pacific Ocean	
	Skipjack - whole	main size	1.00	1.36	-	Seychelles	Indian Ocean	
	Yellowfin - whole		1.88	2.54	-	FOB		
	Skipjack - whole		1.05	1.42	-	Abidjan	Atlantic Ocean	
	Yellowfin - whole	> 10 kg	2.03	2.75	+	ex-vessel		
	Skipjack - whole	main size	1.10	1.49	=	Spanish	Various origins	
	Yellowfin - whole	> 10 kg	2.15	2.92	=	Canneries CFR		
	Skipjack - cooked & cleaned loins - vacuum packed	single cleaned	5.01	6.80	=	Italy DDP	Solomon Islands	
	Yellowfin - cooked & cleaned loins - vacuum packed	double cleaned	6.27	8.50	=		Ghana/Mauritius/Solomon Is.	
	Skipjack - whole	1.8-3.4 kg/pc	1.10	1.49	-	Spain DDP	Côte d'Ivoire	
	Yellowfin - whole	> 10 kg/pc	2.15	2.92	-		Seychelles	
	Yellowfin - whole	> 10 kg/pc	2.10	2.85	*	CIF	Eastern Pacific	
	Bigeye - whole	> 10 kg	1.80	2.44	=	DAT	Indian Ocean	
	Skipjack - whole	> 1.8 kg/pc	1.20	1.63	=			
	Yellowfin - whole	3-10 kg/pc	1.65	2.24	+	DAT	Atlantic Ocean	
	Yellowfin - loins		5.05	6.85	-	CIF	Eastern Pacific Ocean	
	Skipjack - loins		5.68	7.71	+			
	Skipjack - pre-cooked loins		4.06	5.50	=	Ecuador FOB	Ecuador	
	Swordfish/Espadon/ Pez espada <i>Xiphias gladius</i>	Seafrozen	30-50 kg/pc	4.60	6.24	*	Spain FOT	Spain
			50-70	4.50	6.10	*		
SMALL PELAGICS							January 2014	
Mackerel/Maquereau/ Caballa <i>Scomber scombrus</i>	Fresh - whole		2.63	3.57	+	Italy CPT	France	
	Whole	200-400 gr/pc	1.15	1.56	*	Netherlands FOB	UK	
		300-500	1.50	2.03	=	for Eastern Europe		
Herring/Hareng/Arenque <i>Clupeidae</i>	Fresh - fillet		2.84	3.85	+	Italy CPT	Denmark	
	Fresh - whole	70-100 gr/pc	0.36	0.49		Poland FOB	Baltic	
Sprat/Sprat/Espadín <i>Sprattus sprattus</i>			No quotations					
Sardine/Sardine/ Sardina <i>Sardina pilchardus</i>	Fresh - whole		1.18	1.60	+	Italy CPT	Croatia	
			1.35	1.83	=		Spain	
CEPHALOPODS							January 2014	
Squid/Encornet/Calamar <i>Loligo spp.</i>	Frozen - whole	S (< 18 cm)	6.80	9.22	=	Italy CIF	South Africa	
		M (18-25)	7.00	9.50	=			
		L (25-30)	7.20	9.77	=			
		XL (>30)	7.20	9.77	=			
<i>Loligo duvaucelli</i>	Block FAS	9-12 cm	2.30	3.12	=	Spain CIF	Falkland Islands (Malvinas)	
		12-14	2.80	3.80	=			
		14-16	3.90	5.29	+			
<i>Todarodes pacificus</i>	Whole cleaned IQF	11-20	2.36	3.20	*	Germany CFR	India	
	20% glaze	21-40	2.25	3.05	*			
	cleaned tubes	< 5	No quotations					
	skinless, wingless	< 7						

Fish Species Trade Name	Product Form	Grading	Price per kg		Reference & Area	Origin
			As stated	EUR USD		
CEPHALOPODS (cont.)						January 2014
Squid/Encornet/Calamar <i>Dosidicus gigas</i>	Fillet - clean, pack in block and bulk bag	A	1.00	1.35 =	Europe CFR	Peru
			0.88	1.20 =		Chile
	Tentacles - bailarina cut, pack in block and bulk bag	A	1.14	1.55 -		Peru
	Raw wings - skin-on, pack in block and bulk bag	A	0.85	1.15 -		
Octopus/Poulpe/Pulpo <i>Octopus vulgaris</i>	Whole	T1	9.50	12.89 =	Spain DDP	Morocco
		T2	9.00	12.21 =		
		T3	8.50	11.53 =		
		T4	8.00	10.85 =		
		T5	7.50	10.17 =		
		T6	7.00	9.50 =		
		T7	6.50	8.82 =		
		T8	6.00	8.14 =		
		T9	5.50	7.46 =		
	Whole - FAS, no glaze	T1	na		Morocco FOB for Spanish mkt	
		T2	4.90	6.65 +		
		T3	5.78	7.84 +		
		T4	5.58	7.57 +		
		T5	5.43	7.37 +		
	Sushi slice	7 gr/pc	10.80	14.65 -	Europe CFR	Indonesia
	100% net weight	9	10.80	14.65 -		
	Boiled cut		5.31	7.20 +		
	Flower type	1-2 gr/pc	2.62	3.55 -		
	90% net weight	> 2	2.36	3.20 -		
Cuttlefish/Seiche/ Sepia <i>Sepia spp.</i>	Whole, cleaned, IQF 20% glaze	< 1	3.17	4.30 *	Germany CFR	India
		1-2	3.17	4.30 *		
		2-4	3.17	4.30 *		
		5-7	3.10	4.20 *		
		8-12	2.73	3.70 *		
		13-20	2.21	3.00 *		
CRUSTACEANS						January 2014
Whiteleg shrimp/ Crevette pattes blanches/Camarón patiblanco <i>Penaeus vannamei</i>	PD, chemical treatment 100% net weight treated with non-phosphate	31-40 pc/lb	11.47	15.55 -	Europe CFR	Indonesia
		41-50	10.77	14.60 =		
		51-60	9.99	13.55 =		
		61-70	9.03	12.25 =		
		71-90	8.11	11.00 -		
		91-120	7.71	10.45 -		
	Head-on, shell-on	30-40 pc/kg	10.13	13.73 *		Central America
		40-50	9.25	12.55 *		
		50-60	8.15	11.06 *		
		60-70	7.38	10.00 *		
		70-80	6.78	9.19 *		
		80-100	6.45	8.75 *		
	Head-on, shell-on	100-120	6.05	8.21 *	South/Central America FOB for European main ports	South/Central American
		30-40 pc/kg	8.33	11.30 +		
		40-50	7.19	9.75 +		
		50-60	6.23	8.45 =		
		60-70	5.90	8.00 -		
		70-80	5.75	7.80 +		

Fish Species Trade Name	Product Form	Grading	Price per kg			Reference & Area	Origin
			As stated	EUR	USD		
CRUSTACEANS (Cont.)							January 2014
Whiteleg shrimp/ Crevette pattes blanches/Camarón patiblanco <i>Penaeus vannamei</i> (cont.)	Headless, shell-on IQF, 25% glaze	26-30	7.23	9.80		Germany CFR	Ecuador
	PD, IQF, 20% glaze	26-30 kg/pc	8.44	11.45			India
		31-40	7.60	10.30			
		41-50	7.23	9.80			
	Headless, shell-on 100% net weight	26-30 kg/pc	10.18	13.80	*		
		31-40	9.59	13.00	*		
		41-50	9.00	12.20	*		
51-60		8.26	11.20	*			
	61-70	7.30	9.90	*			
Blanched, PUD, IQF 20% glaze	10-30 kg/pc		16.10	*			
	30-50		12.10	*			
Argentine red shrimp/ Salicoque rouge/ d'Argentine/Camarón langostín argentino <i>Pleoticus muelleri</i>	Head-on, shell-on	> 10-20 pc/kg	8.40	11.39	-	Spain EXW	Argentina
		> 20-30	7.80	10.58	+		
		> 30-40	7.50	10.17	+		
		> 40-60	7.00	9.50	=		
		> 60-80	6.50	8.82	=		
	FAS	10-20	8.00	10.85	=	CIF	
		20-30	7.50	10.17	=		
		30-40	7.20	9.77	=		
	40-60	6.90	9.36	=			
Black tiger/Crevette tigrée/Camarón tigre <i>Penaeus monodon</i>	semi-IQF, head-on 25% glaze	6-8	No quotations			Europe CFR	Bangladesh
		8-12					
		13-15					
		16-20					
		21-30					
		31-40					
	Headless net weight	13-15	No quotations				India
		16-20					
		21-25					
26-30							
31-40							
	41-50						
PD, IQF 20% glaze	13-15 pc/kg	12.31	16.70		India		
	16-20	11.50	15.60				
	21-25	10.40	14.10				
	26-30	9.92	13.45				
	31-40	9.48	12.85				
	41-50	8.74	11.85				
Giant river prawn/ Bouquet géante/ Langostino de río <i>Macrobrachium rosenbergii</i>	Freshwater - head-on, shell-on, easy peel, IQF, 20% glaze,	< 5 pc/lb	No quotations			Germany CFR	Bangladesh
		6-8					
		8-12					
		13-15					
		16-20					
Norway lobster/ Langoustine/Cigala <i>Nephrops norvegicus</i>	Fresh - Whole 4X1.5 kg	21-30 pc/kg	13.70	18.58		Spain DDP	Netherlands
		16-20	15.70	21.30			
		10-15	18.20	24.69			
		8-12	20.20	27.40			
		6-9	24.70	33.51			
		4-7	29.20	39.61			
		3-5	32.20	43.68			

Fish Species Trade Name	Product Form	Grading	Price per kg As stated EUR USD			Reference & Area	Origin	
CRUSTACEANS (Cont.)							January 2014	
Norway lobster/ Langoustine/Cigala <i>Nephrops norvegicus</i> (cont.)		> 40 pc/kg	8.20	11.12		Spain DDP	Scotland	
		31-40	9.50	12.89				
		21-30	11.70	15.87				
		16-20	14.20	19.26				
		10-15	17.20	23.33				
		6-10	21.80	29.57				
	Whole	00 0 1 2 3 4 5		11.85	16.07 =		CIF	
				10.20	13.84 =			
				9.15	12.41 =			
				8.15	11.06 =			
				7.15	9.70 =			
				5.85	7.94 =			
				5.15	6.99 =			
	Whole	1-4 pc/kg 5-7 8-10 11-15 16-20 21-25 26-30		Out of season			DDP	Iceland
European lobster/ Homard européen/ Bogavante <i>Homarus gammarus</i>	Live - bulk	400-600 gr/pc 600-800	24.00 24.00	32.56 + 32.56 +		France delivered to French vivier companies	Ireland	
American lobster/ Homard américain/ Bogavante americano <i>Homarus americanus</i>	Frozen whole cooked popsicle (canners) (markets)	< 450 gr/pc	Out of season			Europe CIF	Canada	
		> 400				France DDP		
Edible crab/Tourteau/ Buey de mar <i>Cancer pagurus</i>	Live	400-600 gr/pc	3.50	4.75 +		Delivered live to French vivier companies	Ireland	
		600-800	3.50	4.75 +				
BIVALVES							January 2014	
Oyster/Huître/Ostra <i>Crassostrea gigas</i>	Live	No. 3	5.00	6.78 =		France prod. price	Ireland/France	
Mussel/Moule/Mejillón <i>Mytilus edulis</i> <i>Mytilus galloprovincialis</i> <i>Mytilus chilensis</i>	Live - Bottom mussel		2.20	2.98 =		wholesale	France	
			1.90	2.58 =			Netherlands	
	Live - Rope	60-80 pc/kg	2.00	2.71 =		France wholesale	Spain	
	IQF - shell-off, 7% glaze	200-300 pc/kg	3.50	4.75 +		Italy CIF	Chile	
	IQF cooked mussel meat	100-200 gr/pc 200-300	2.51 2.43	3.40 3.30		Europe CFR		
	IQF cooked whole shell	80-100 pc/kg	1.73	2.35				
	Whole with shell	60-80 pc/kg	1.73	2.35				
Scallop/Coquille Saint-Jacques/Vieira <i>Argopecten purpuratus</i>	meat, roe-on, IQF, 100% net weight, 10 kg bag	30-40 gr/pc	8.11	11.00 +		Peru FOB (for EU market)	Peru	
Razor shell/Couteau/ Navajas - <i>Solenidae</i>	IQF	10-12 cm	3.90	5.29		Spain CIF	Netherlands	

Fish Species Trade Name	Product Form	Grading	Price per kg			Reference & Area	Origin	
			As stated	EUR	USD			
SALMON							January 2014	
Atlantic salmon/ Saumon de l'Atlantique/ Salmón del Atlántico <i>Salmo salar</i>	Fresh - gutted, head-on Superior quality	2-3 kg/pc		6.25	8.48	France DDP	Scotland	
		3-4		6.80	9.22			
		4-5		7.20	9.77			
		5-6		7.20	9.77			
		> 6		7.30	9.90			
	Fresh - gutted, head-on Superior quality	2-3 kg/pc		5.95	8.07	Norway	Norway	
		3-4		6.25	8.48			
		4-5		6.50	8.82			
		5-6		6.50	8.82			
		> 6		6.60	8.95			
	Fresh - head-on, gutted	1-2 kg/pc		5.25	7.12	Romania/Bulgaria DDP for Eastern Europe		
		4-5		6.20	8.41			
		6-7		6.20	8.41			
	Fresh - Whole - Ordinary	2-3 kg/pc		5.03	6.82	Italy FCA		
3-4			5.51	7.47				
4-5			5.72	7.76				
5-6			5.70	7.73				
Fresh - Whole - Superior	2-3 kg/pc		5.07	6.88				
	3-4		5.67	7.69				
	4-5		5.85	7.94				
	5-6		5.87	7.96				
IQF portion	100-150 gr/pc		10.50	14.24	CIF	Denmark		
Cubes 10X10X10			8.96	12.15	Europe CFR CIF	Chile/Norway		
Fillet Trim C IQF	0.9-1.3 kg/pc		7.96	10.80		Chile		
Bits and pieces	pieces > 30 gr		5.16	7.00				
Scrap meat			4.28	5.80				
TROUT							January 2014	
Trout/Truite/Trucha <i>Salmo</i> spp.	Whole, gutted, fresh on ice	0.25-0.4 kg/pc	HUF	1367	4.57	6.20	Hungary ex-farm	Hungary
	Fillet - farmed	200-400 gr/pc		7.10	9.63		Italy ex-farm	Italy
	Live - farmed	500-700 gr/pc		3.00	4.07			
Rainbow trout/ Truite arc-en-ciel/ Trucha arco iris <i>Oncorhynchus mykiss</i>	Live - farmed	250-400 gr/pc		2.90	3.93			
	Gutted			4.10	5.56			
FRESHWATER FISH							January 2014	
North African catfish/ Poisson-chat nord- africain/Pez-gato <i>Clarias gariepinus</i>	Fresh - whole, gutted, head-on	0.6-2.5 kg/pc	No quotations			Hungary EX-FARM	Hungary	
	Fresh gutted, skinned, head-off	0.4-2 kg/pc	HUF	1121	3.75			5.09
	Fresh on ice - fillets, skinless		HUF	1514	5.07			6.87
	Fresh on ice - slices		HUF	1085	3.63			4.92
Carp/Carpe/Carpa <i>Cyprinus</i> spp.	Live	1.2-5 kg/pc	HUF	630	2.11	2.86		
	Fresh, whole, gutted, head-on	0.8-4.5 kg/pc	HUF	911	3.05	4.13		
	Fresh, whole, gutted, head-off	0.7-4.5 kg/pc	HUF	1023	3.42	4.64		
	Fresh on ice - slices		HUF	1191	3.99	5.40		
	Fresh on ice - fillets		HUF	1227	4.11	5.57		
Bighead carp/Carpe à grosse tête/Carpa capezona <i>Aristichthys nobilis</i>	Fresh gutted, head-off	0.8-3.5 kg/pc	HUF	595	1.99	2.70		
	Fresh on ice - slices		HUF	630	2.11	2.86		
	Fresh on ice - fillets		HUF	771	2.58	3.50		
Crucian Carp/ Carassin/Carpín <i>Carassius carassius</i>	Fresh - whole, gutted, scaled head-on - wild	0.2-0.6 kg/pc	No quotations					
	Fresh on ice - fillets							

Fish Species Trade Name	Product Form	Grading	Price per kg As stated EUR USD			Reference & Area	Origin
FRESHWATER FISH (Cont.)							January 2014
Grass carp/ Carpe herbivore/ Carpa china <i>Ctenopharyngodon idellus</i>	Fresh - whole, gutted, scaled head-off	0.8-3 kg/pc	No quotations			Hungary EX-FARM	Hungary
	Fresh on ice - slices						
	Fresh on ice - fillets						
Nile perch/Perche du Nil/Perca del Nilo <i>Lates niloticus</i>	Fresh fillet	200-400 gr/pc	5.97	8.10	+		Tanzania
			5.94	8.06	*		Kenya
			5.70	7.73	*		Uganda
		400-700 gr/pc	5.69	7.72	+		Tanzania
	Fillet	300-500 gr/pc	4.75	6.44	*	Spain DDP	Uganda/ Tanzania
		500-1000	4.84	6.57	*		
Fillet - skinless, PBI, IWP	500-1000 gr/pc	4.39	5.95	*	CFR	Tanzania	
Nile Tialpia/Tilapia du Nil/Tilapia del Nilo <i>Oreochromis niloticus</i>	Fillet - skinless, IQF, PBO non-treated, 10% glaze	5-7 oz	3.69	5.00	*		China
Panga <i>Pangasius</i> spp.	Fillet - thawed		3.10	4.21	+	Italy CPT	Viet Nam
	Fillet, IQF, white - 20% glaze	120-170-220	1.59	2.15	*	Spain CFR	
	Fillet, interleaved, white - 20% glaze, skinless, boneless, belly-off, treated	gr/pc	1.55	2.10	*		
	Fillet - skinless, white, PBO, belly-off, interleaved, 20% glaze treated		1.56	2.12	*		
NON-TRADITIONAL SPECIES							January 2014
Sturgeon/Esturgeon/ Esturione <i>Acipenseridae</i> <i>A.baeri</i>	Frozen - Whole	1.5-2 kg/pc	6.00	8.14	=	France CIF	France
	Gutted	5-7 kg/pc	6.00	8.14	=		
	Fillets	200-300 gr/pc	11.00	14.92	=		
		800-1000	11.00	14.92	=		
	Caviar (Aquitaine) metal boxes		1 500	2 035	=		
SEABASS/SEABREAM/MEAGRE							January 2014
Seabass/Bar, Loup/Lubina <i>Dicentrarchus labrax</i>	Fresh - whole farmed	200-300 gr/pc	3.35	4.54	+	Greece FOB	Greece
		300-450	4.10	5.56	+		
		400-600	4.55	6.17	+		
		600-800	6.85	9.29	=		
		800-1000	9.50	12.89	=		
		> 1000	10.10	13.70	=		
		200-300 gr/pc	3.55	4.82	+	Italy CIF	
		300-450	4.30	5.83	+		
		450-600	4.75	6.44	+		
		600-800	7.05	9.56	=		
		800-1000	9.70	13.16	=		
		> 1000	10.30	13.97	=		
		200-300 gr/pc	3.60	4.88	+	France CIF	
		300-450	4.35	5.90	+		
		450-600	4.80	6.51	+		
		600-800	7.10	9.63	=		
		800-1000	9.75	13.23	=		
		> 1000	10.35	14.04	=		

Fish Species Trade Name	Product Form	Grading	Price per kg			Reference & Area	Origin
			As stated	EUR	USD		
SEABASS/SEABREAM/MEAGRE (cont.)							January 2014
Seabass/Bar, Loup/Lubina <i>Dicentrarchus labrax</i>	Fresh - whole farmed	200-300 gr/pc	3.59	4.87	+	Spain CIF	Greece
		300-450	4.34	5.89	+		
		450-600	4.79	6.50	+		
		600-800	7.09	9.62	=		
		800-1000	9.74	13.21	=		
		> 1000	10.34	14.03	=		
		200-300 gr/pc	3.62	4.91	+	Germany CIF	
		300-450	4.37	5.93	+		
		450-600	4.82	6.54	+		
		600-800	7.12	9.66	=		
		800-1000	9.77	13.25	=		
		> 1000	10.37	14.07	=		
		200-300 gr/pc	3.60	4.88	+	Portugal CIF	
		300-450	4.35	5.90	+		
		450-600	4.80	6.51	+		
		600-800	7.10	9.63	=		
		800-1000	9.75	13.23	=		
		> 1000	10.35	14.04	=		
		200-300 gr/pc	3.78	5.13	+	UK CIF	
		300-450	4.53	6.15	+		
		450-600	4.98	6.76	+		
		600-800	7.28	9.88	=		
		800-1000	9.93	13.47	=		
		> 1000	10.53	14.28	=		
	Fresh - whole farmed	200-300 gr/pc	3.20	4.34	+	Greece EXW for Eastern Europe	
		300-400	3.70	5.02	-		
		400-600	4.20	5.70	-		
		600-800	7.20	9.77	-		
800-1000		11.40	15.46	-			
> 1000		12.40	16.82	*			
Fresh - whole - wild Mediterranean	600-800	9.89	13.42	+	Italy CPT	Egypt	
	800-1000	9.75	13.23	+			
	1000-2000	9.90	13.43	+			
	> 2000	10.83	14.69	+			
Gilthead seabream/ Dorade royale/Dorada <i>Sparus aurata</i>	Fresh - whole farmed	200-300 gr/pc	3.55	4.82	+	Greece FOB	Greece
		300-450	4.00	5.43	+		
		450-600	4.40	5.97	+		
		600-800	5.60	7.60	+		
		800-1000	7.60	10.31	+		
		> 1000	8.25	11.19	+		
		200-300 gr/pc	3.75	5.09	+	Italy CIF	
		300-450	4.20	5.70	+		
		450-600	4.60	6.24	+		
		600-800	5.80	7.87	+		
		800-1000	7.80	10.58	+		
		> 1000	8.45	11.46	+		

Fish Species Trade Name	Product Form	Grading	Price per kg			Reference & Area	Origin
			As stated	EUR	USD		
SEABASS/SEABREAM/MEAGRE (cont.)							January 2014
Gilthead seabream/ Dorade royale/Dorada <i>Sparus aurata</i>	Fresh - whole farmed	200-300 gr/pc	3.80	5.15	+	France CIF	Greece
		300-450	4.25	5.77	+		
		450-600	4.65	6.31	+		
		600-800	5.85	7.94	+		
		800-1000	7.85	10.65	+		
		> 1000	8.50	11.53	+		
		200-300 gr/pc	3.79	5.14	+	Spain CIF	
		300-450	4.24	5.75	+		
		450-600	4.64	6.29	+		
		600-800	5.84	7.92	+		
		800-1000	7.84	10.64	+		
		> 1000	8.49	11.52	+		
		200-300 gr/pc	3.82	5.18	+	Germany CIF	
		300-450	4.27	5.79	+		
		450-600	4.67	6.33	+		
		600-800	5.87	7.96	+		
		800-1000	7.87	10.68	+		
		> 1000	8.52	11.56	+		
		200-300 gr/pc	3.80	5.15	+	Portugal CIF	
		300-450	4.25	5.77	+		
		450-600	4.65	6.31	+		
		600-800	5.85	7.94	+		
		800-1000	7.85	10.65	+		
		> 1000	8.50	11.53	+		
		200-300 gr/pc	3.98	5.40	+	UK CIF	
		300-450	4.43	6.01	+		
		450-600	4.83	6.55	+		
		600-800	6.03	8.18	+		
		800-1000	8.03	10.89	+		
		> 1000	8.68	11.77	+		
		200-300 gr/pc	3.65	4.95	+	Greece EXW for Eastern Europe	
		300-400	3.65	4.95	-		
		400-600	3.65	4.95	-		
		600-800	4.00	5.43	-		
		800-1000	7.00	9.50	-		
		> 1000	na				
	Fresh - whole - wild Atlantic	800-1000 gr/pc	21.00	28.49	+	Italy FCA	Morocco
		1000-2000	13.38	18.15	+		
		> 2000	15.21	20.63	+		
Mediterranean		600-800 gr/pc	9.61	13.04	=	CPT	Egypt
	800-1000	11.00	14.92	=			
Meagre/Maigre commun/Corvina <i>Argyrosomus regius</i>	Fresh - Whole - wild farmed	800-1000 gr/pc	7.00	9.50	=	FCA	Greece
		1000-2000	7.00	9.50	+		
		2000-4000	7.28	9.88	+		
		3000-5000	8.00	10.85	+		
		800-1000 gr/pc	No quotations				
		1000-2000					
	> 2000						
1000-2000 gr/pc	7.00	9.50	=	CIF			

The **European Fish Price Report** is a monthly GLOBEFISH publication,
prepared by Karine Boisset, Felix Dent and Audun Lem.

It can be ordered from the **FISH INFONetwork**:

FAO GLOBEFISH (Network coordinator) Viale delle Terme di Caracalla 00153 Rome - Italy Tel: (39) 06 57055188 Fax: (39) 06 57053020 E-mail: globefish@fao.org Web site: www.globefish.org	INFOPESCA (Latin America) Julio Herrera y Obes 1296 11200 Montevideo - Uruguay Tel: (598) 2 9028701 Fax: (598) 2 9030501 E-mail: infopesca@infopesca.org Web site: www.infopesca.org	EUROFISH (Central and Eastern Europe) H.C. Andersens Blvd 44-46 1553 Copenhagen - Denmark Tel: (45) 33377755 Fax: (45) 33377756 E-mail: info@eurofish.dk Web site: www.eurofish.dk	INFOFISH (Asia/Pacific) 1st Floor, Wisma LKIM Jalan Desaria - Pulau Meranti 47120 Puchong, Selangor DE Malaysia Tel: (603) 80649282/80649169 Fax: (603) 2078 6804 E-mail: info@infofish.org Web site: www.infofish.org
INFOPECHE (Africa) Tour C, 19ème étage, Cité Administrative Abidjan 01 - Côte d'Ivoire Tel: (225) 20228980 Fax: (225) 20218054 E-mail: infopeche@aviso.ci Web site: www.infopeche.ci	INFOYU (China) Room 514, Nongfeng Building No. 96 East Third Ring Road Chaoyang District Beijing 100122 - P.R. China Tel: (86-10) 59199614 Fax: (86-10) 59199614 E-mail: infoyu@agri.gov.cn Web site: www.infoyu.net	INFOSAMAK (Arab Region) 71 blvd Rahal El Meskini Casablanca 20 000 - Morocco Tel: (212) 522540856 Fax: (212) 522540855 E-mail: infosamak@infosamak.org Web site: www.infosamak.org	INFOSA - sub-office INFOPECHE (Southern Africa) 89, John Meinert Street- West Windhoek - Namibia Tel: (264) 61279430 Fax: (264) 61279434 E-mail: infososa@infososa.org.na Web site: www.infososa.org.na

PRICE REFERENCE (INCOTERMS 2010)

EXW	ex works
FCA	free carrier
FAS	free alongside ship
FOB	free on board
CFR	cost and freight
CIF	cost, insurance and freight
CPT	carriage paid to
CIP	carriage and insurance paid to
DDP	delivered duty paid
DAT (new)	delivered at terminal
DAP (new)	delivered at place
(DAF, DES, DEQ and DDU have been cancelled)	

PRODUCT FORM

IQF	individually quick frozen
IWP	individually wrapped pack
PBI	pinbone in
PBO	pinbone off
C&P	cooked and peeled
H&G	headed and gutted
FAS	frozen at sea
PD	peeled and deveined
PUD	peeled, undeveined

SYMBOLS

	Price increased in original currency since last report
-	Price decreased in original currency since last report
=	Updated but unchanged price
*	New insertion
	Not updated since last issue

CURRENCY RATES

		USD	EUR
Canada	CAD	1.09	1.47
Hungary	HUF	220.36	298.82
Norway	NOK	6.21	8.42
USA	USD		1.36
EU	EUR	0.74	
Denmark	DKK	5.50	7.46

Exchange Rates: 09/01/14

GLOBEFISH Market Reports
are available from the GLOBEFISH web site: www.globefish.org

Shrimp
Tuna
Salmon
Groundfish
Cephalopods
Fish Oil and Fishmeal
Small Pelagics
Bivalves
Freshwater
Seabass and Seabream



GLOBEFISH

Food and Agriculture Organization of the United Nations
Fish Products and Industry Division
Viale delle Terme di Caracalla
00153 Rome, Italy
Tel: +3906 570 53288
Fax: +3906 570 53020
www.globefish.org